



REPUBLIC OF THE PHILIPPINES

PHILIPPINE STATISTICS AUTHORITY

NCR Provincial Statistical Office II
(QUEZON CITY & CITY OF MARIKINA)



SPECIAL RELEASE

MARRIAGE STATISTICS IN QUEZON CITY, 2022

Date of Release: 30 June 2025

Reference No.: 2025-SR-029

Explanatory Note

Data on marriages in this release were obtained from timely and belatedly registered marriages at the Local Civil Registry Office of Quezon City, which was subsequently forwarded to the Philippine Statistics Authority-National Capital Region Provincial Statistical Office II (PSA-NCR PSO II).

The data presented includes marriages registered from January to December 2022, based on data files received by the PSA-Civil Registration Service from the PSA-NCR PSO II.

Registered marriages in Quezon City increase by 40.3 percent

There were 18,518 marriages registered in Quezon City for the year 2022, recording an increase of 40.3 percent from 13,200 figure of the previous year.

Table 1. Number of Marriages by Registration Status, Quezon City: 2022 and 2021

Year	Registration Status		
	Total	Timely	Late
2022	18,518	13,244	5,274
2021	13,200	12,016	1,184

Source: Philippine Statistics Authority, 2022 and 2021 Vital Statistics on Marriage

Out of the total marriages, 13,244, or 71.5 percent, were registered timely while 5,274, or 28.5 percent, were registered late. This data recorded a significant difference with the percentage of timely and late registered marriages for 2021 with 91.0 percent and 9.0 percent respectively.

February posted the highest number of marriages in 2022

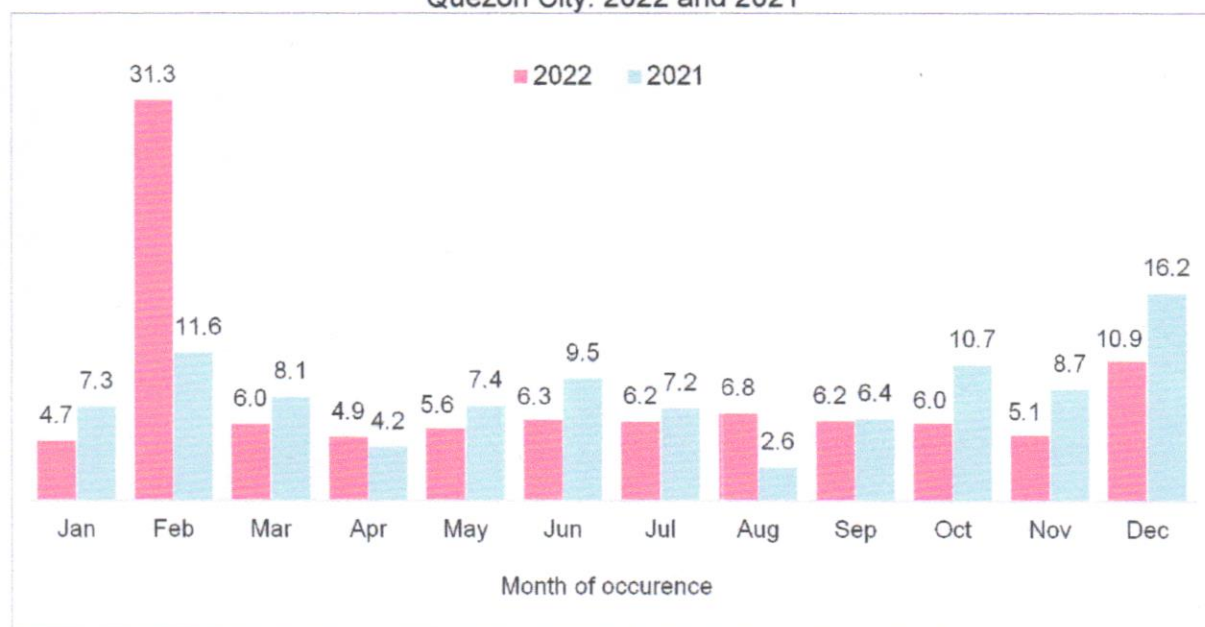
The highest number of marriages in 2022 occurred in February at 5,789, or 31.3 percent, followed by December with 2,020, or 10.9 percent, and August with 1,260, or 6.8 percent of the total marriages. Meanwhile, April and January recorded the least number of marriages, with 916, or 4.9 percent, and 862, or 4.7 percent, respectively



8/F EDSA Grand Residences, 75 Corregidor Street corner EDSA
Barangay Ramon Magsaysay, Quezon City 1105

Tel. Nos. 8713-4472 / 8716-0828 • Email: ncr2@psa.gov.ph • Web: rssoncr.psa.gov.ph/NCRII

Figure 1. Percent Distribution of Marriages by Month of Occurrence, Quezon City: 2022 and 2021



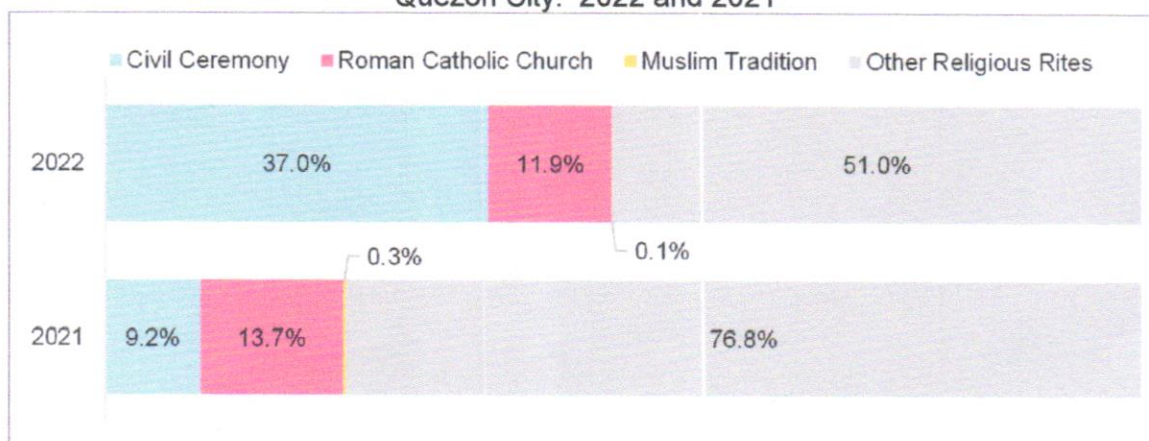
Source: Philippine Statistics Authority, 2022 and 2021 Vital Statistics on Marriage

Compared with 2021, the month of December recorded the highest number of marriages with 2,144, or 16.2 percent of the total marriages in the year.

One in two marriages are solemnized through other religious rites

More than 2,000 matrimonial ceremonies (11.9%) in Quezon City were officiated by Roman Catholic Church, 37.0 percent were civil weddings while 0.1 percent were conducted under Muslim Tradition. The remaining 51.0 percent were solemnized through Other Religious Rites.

Figure 2. Percentage Distribution of Marriages by Type of Ceremony, Quezon City: 2022 and 2021



Source: Philippine Statistics Authority, 2022 and 2021 Vital Statistics on Marriage

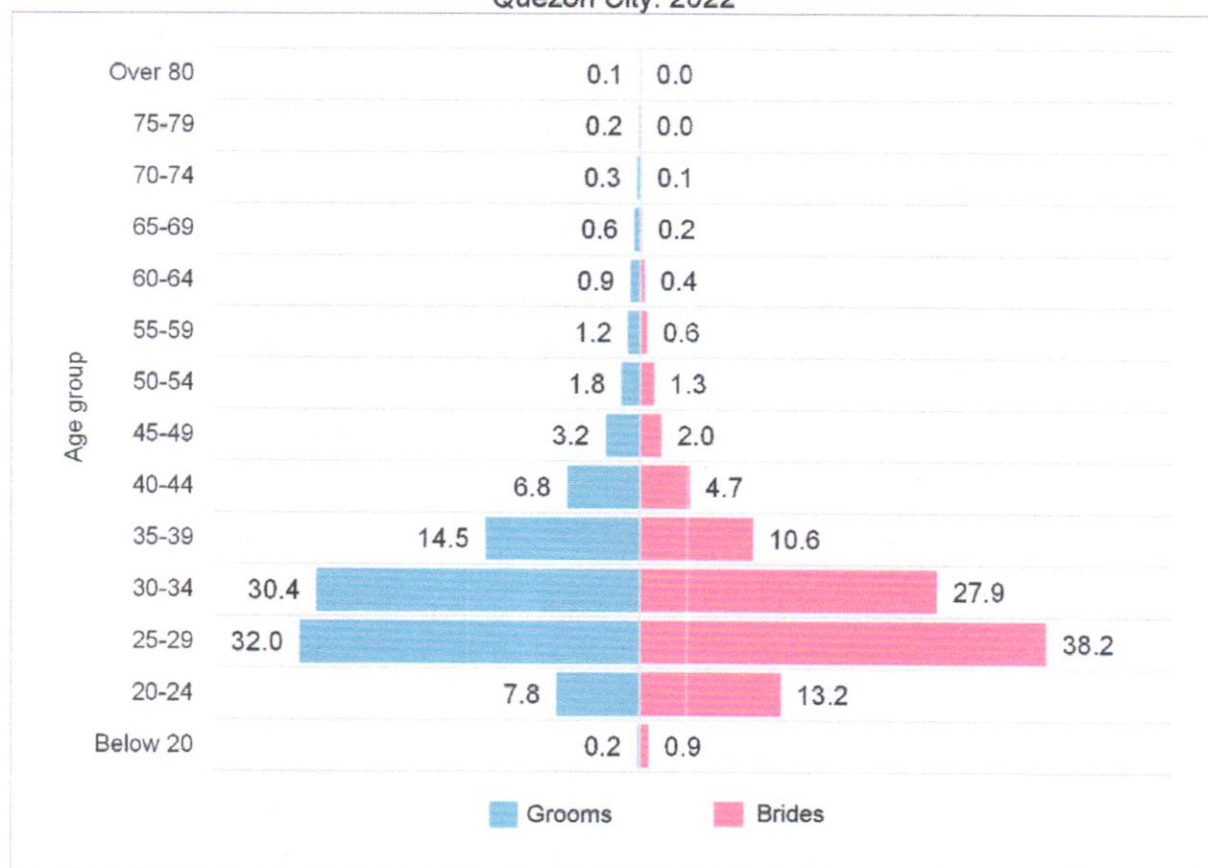
Civil weddings increased fourfold in 2022, from 1,215, or 9.2 percent, in 2021 to 6,846, or 37.0 percent, in 2022. Among the four, it exhibits a remarkable increase.

Most men and women marry at the age of 25 to 29

The highest frequency of marriages in 2022 occurred among the age group 25 to 29, corresponding to 5,928 grooms (32.0%) and 7,075 brides (38.2%).

Additionally, there were 159, or 0.9 percent, of the registered brides and 38, or 0.2 percent, of the registered grooms who entered the wedding ceremony at the age of 19 years old and below. The youngest groom and bride recorded in the year were married at 18 years old.

Figure 3. Percent Distribution of Marriages by Age Group of Groom and Bride, Quezon City: 2022



Source: Philippine Statistics Authority, 2022 Vital Statistics on Marriage

On the average, women marry at the age of 29; men at 31

In Quezon City, the median age for grooms has increased to 31, a year older than the previous year, while the median age for brides remains unchanged at 29. This reflects a pattern of men marrying at slightly older ages, with no change observed for women.



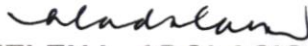
One out of 20 marriages are transnational

Out of 18,518 marriages registered in Quezon City, 17,521 were found to be between both Filipinos. Among intermarriages with foreign nationals, a total of 912 Filipino women married non-Filipino men, while 77 Filipino men married women of foreign nationals. The other eight marriages involved foreign nationals.

Table 2. Number of Marriages by Citizenship of Groom and Bride,
Quezon City: 2022

Citizenship of the Groom	Citizenship of the Bride		
	Total	Filipino	Other Nationality
Total	18,518	18,433	85
Filipino	17,598	17,521	77
Other Nationality	920	912	8

Source: Philippine Statistics Authority, 2022 Vital Statistics on Marriage


HELEN L. ADOLACION
Chief Statistical Specialist



Attachments:

1. Technical Notes
2. Statistical Tables
 - Table 3. Number of Marriages and Percent Share by Month of Occurrence, Quezon City: 2022 and 2021
 - Table 4. Number of Marriages by Type of Ceremony, Quezon City: Year 2022 and 2021
 - Table 5. Number and Percent Share of Marriages by Age Group of Groom and Bride, Quezon City: 2022

TECHNICAL NOTES

Vital statistics are derived from information obtained at the time when the occurrences of vital events and their characteristics are inscribed in a civil register.

Vital acts and events are the births, deaths, fetal deaths, marriages, and all such events that have something to do with an individual's entrance and departure from life together with the changes in civil status that may occur to a person during his lifetime. Recording of these events in the civil register is known as vital or civil registration and the resulting documents are called vital records.

Marriage is a contract of permanent union between a man and a woman entered in accordance with law for the establishment of conjugal and family life. It is the foundation of the family and an inviolable social institution whose nature, consequences, and incidence are governed by law and not subject to stipulation, except that marriage settlements may fix the property relations during the marriage within the limits provided in the Family Code of the Philippines.

Daily Average refers to the arithmetic mean of marriage occurrences per day.

Sex Ratio refers to the number of males per one hundred females.

Usual Residence refers to the place where the person habitually or permanently resides.

Place of Occurrence refers to the place where the vital event took place.

STATISTICAL TABLES

Table 3. Number of Marriages and Percent Share by Month of Occurrence,
Quezon City: 2022 and 2021

Month of Occurrence	2022		2021	
	Number	Percent Share	Number	Percent Share
Total	18,518	100.0	13,200	100.0
January	862	4.7	969	7.3
February	5,789	31.3	1,525	11.6
March	1,102	6.0	1,070	8.1
April	916	4.9	553	4.2
May	1,045	5.6	977	7.4
June	1,163	6.3	1,258	9.5
July	1,141	6.2	951	7.2
August	1,260	6.8	349	2.6
September	1,153	6.2	846	6.4
October	1,118	6.0	1,406	10.7
November	949	5.1	1,152	8.7
December	2,020	10.9	2,144	16.2

Source: Philippine Statistics Authority, 2022 and 2021 Vital Statistics on Marriages

Table 4. Number of Marriages by Type of Ceremony, Quezon City: 2022 and 2021

Year	Type of Ceremony				
	Total	Civil Ceremony	Roman Catholic Church	Muslim	Other Religious Rites
2022	18,518	6,846	2,209	12	9,451
2021	13,200	1,215	1,814	37	10,134

Source: Philippine Statistics Authority, 2022 and 2021 Vital Statistics on Marriages

Table 5. Number and Percent Share of Marriages by
Age Group of Groom and Bride, Quezon City: 2022

Age Group	Groom		Bride	
	Number	Percent share	Number	Percent share
All Ages	18,518	100.0	18,518	100
Below 20	38	0.2	159	0.9
20-24	1,443	7.8	2,450	13.2
25-29	5,928	32.0	7,075	38.2
30-34	5,636	30.4	5,167	27.9
35-39	2,693	14.5	1,957	10.6
40-44	1,264	6.8	866	4.7
45-49	599	3.2	371	2.0
50-54	327	1.8	237	1.3
55-59	217	1.2	119	0.6
60-64	167	0.9	74	0.4

Table 5 (conc.)

Age Group	Groom		Bride	
	Number	Percent share	Number	Percent share
65-69	107	0.6	30	0.2
70-74	57	0.3	10	0.1
75-79	31	0.2	2	0.0
80 years and over	11	0.1	1	0.0

Source: Philippine Statistics Authority, 2022 Vital Statistics on Marriages