



# SPECIAL RELEASE

## VITAL STATISTICS, CITY OF MANDALUYONG: 2021 FIRST QUARTER (PRELIMINARY)

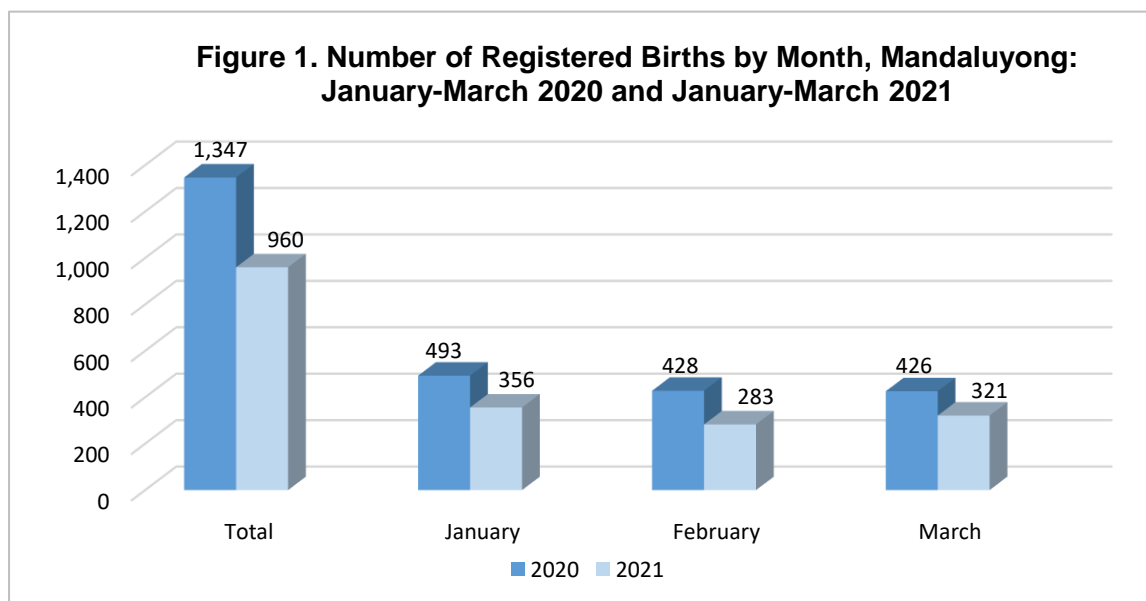
**Date of Release:** 12 April 2022  
**Reference No.** 2022-009

### EXPLANATORY NOTES

*The data on the number of births, marriages, and deaths (vital events) presented in this release were obtained from the vital events registered, either timely or belatedly, at the Office of the City/Municipal Civil Registrar of City of Mandaluyong and forwarded to the Philippine Statistics Authority. The information presented includes the vital events that occurred from January 2020 to March 2021 (as of 31 January 2022). Thus, the figures presented herein are still preliminary and may differ from the final count. The vital events of Filipinos abroad are not yet included in this release, but Filipinos whose usual residence is abroad and foreign nationals with vital events occurring in the country during the reference period were included in this report.*

### Registered births in Mandaluyong decreased in the first quarter of 2021

The number of registered live births in the City of Mandaluyong reached to 960 for the first quarter of 2021. This was a drop of 28.7 percent from 1,347 birth occurrences from its preceding year in the same period.



Source: Philippine Statistics Authority, Civil Registration Service, Vital Statistics Division

There were 32,839 babies born in the National Capital Region (NCR) for the first quarter of 2021 and 2.9 percent of it were born in the City of Mandaluyong.

In addition, among the first three (3) months of 2021, January has been recorded as the month with the greatest number of birth occurrences in Mandaluyong. It had 356 registered births or 37.1 percent of the total number of births in the city for the first quarter of 2021 and surpassed the monthly average (320) by 11.3 percent. This was followed by the month of March with 321 or 33.4 percent of the total number of births in the city for the same quarter.

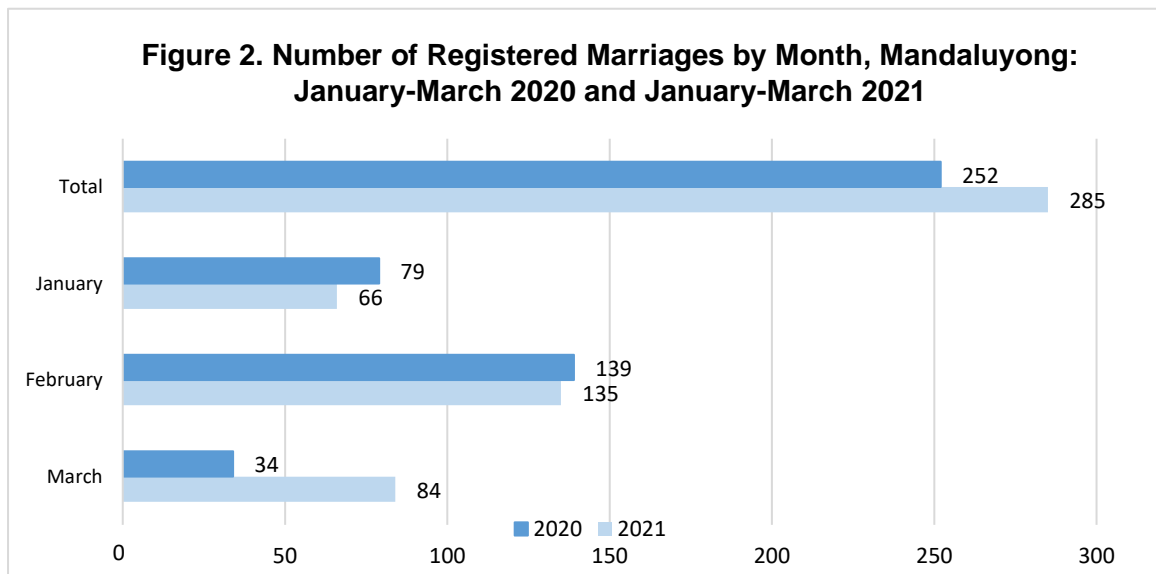
On the contrary, 283 babies were born in February which is lower than the monthly average by 11.6 percent and contributed to the remaining 29.5 percent of the number of babies born in Mandaluyong for the first quarter of 2021.

Meanwhile, the average daily birth occurrences in the city registered at 11 births.



### Almost half of the number of marriages recorded in February

The total number of marriages conducted in the City of Mandaluyong for the first quarter of 2021 registered to 285 which is greater by 13.1 percent than the same period of the previous year with 252.



Source: Philippine Statistics Authority, Civil Registration Service, Vital Statistics Division

Ten thousand, eight hundred twenty-two (10,822) couples tied the knot in NCR for the first quarter of 2021 wherein 2.6 percent of it was conducted in Mandaluyong City.

On the average, 95 marriages were conducted in the city monthly for the first quarter of 2021. Furthermore, February has been the most preferred month to get married for it was able to record 135 which is higher than the monthly average by 42.1 percent. This has also been accounted for almost half of the number of marriages conducted in the city for the same quarter with 47.4 percent. Then March had 84 or 29.5 percent and lower than the monthly average by 11.6 percent.

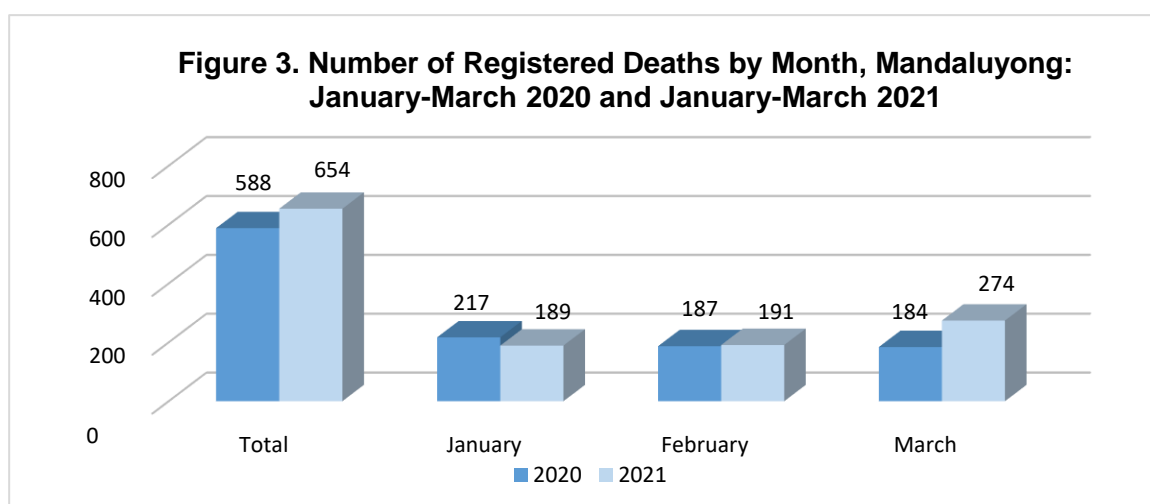
On the other hand, the remaining 66 or 23.2 percent of marriages in Mandaluyong City for the first quarter of 2021 happened in January.

In conclusion, three (3) pairs exchanged vows daily in the city for the same quarter.



### Increased death occurrences in the first quarter of 2021

The reported deaths for the first quarter of 2021 in the City of Mandaluyong reached to 654. It is an increase of 11.2 percent from 588 registered deaths in the same period in 2020.



Source: Philippine Statistics Authority, Civil Registration Service, Vital Statistics Division

Meanwhile, there were 21,676 death occurrences in NCR for the first quarter of 2021 and 3.0 percent of this number has been accounted for Mandaluyong City.

An average of 218 persons died monthly or seven (7) deaths daily for the first quarter of 2021 in Mandaluyong City.

The highest registered deaths per month in Mandaluyong for the first quarter of 2021 was noted in March with 274 which is also higher than the monthly average by 25.7 percent. This is also 41.9 percent of the total number of registered deaths for the same period in the city while 191 or 29.2 percent was recorded in February. However, the month of January had the least number of deaths with 189 or 28.9 percent and also lower than the monthly average by 13.3 percent.



**(SGD.) DANILO R. CUBINAR**  
Chief Statistical Specialist

**Table 1. Number of Registered Births by Month, Mandaluyong:  
January-March 2020 and January-March 2021**

<b>Month</b>	<b>2020</b>	<b>Percent</b>	<b>2021</b>	<b>Percent</b>
<b>January</b>	493	36.6	356	37.1
<b>February</b>	428	31.8	283	29.5
<b>March</b>	426	31.6	321	33.4
<b>Total</b>	1,347	100.0	960	100.0

*Source: Philippine Statistics Authority, Civil Registration Service, Vital Statistics Division*

**Table 2. Number of Registered Marriages by Month, Mandaluyong:  
January-March 2020 and January-March 2021**

<b>Month</b>	<b>2020</b>	<b>Percent</b>	<b>2021</b>	<b>Percent</b>
<b>January</b>	79	31.3	66	23.2
<b>February</b>	139	55.2	135	47.4
<b>March</b>	34	13.5	84	29.5
<b>Total</b>	252	100.0	285	100.0

*Source: Philippine Statistics Authority, Civil Registration Service, Vital Statistics Division*

**Table 3. Number of Registered Deaths by Month, Mandaluyong:  
January-March 2020 and January-March 2021**

<b>Month</b>	<b>2020</b>	<b>Percent</b>	<b>2021</b>	<b>Percent</b>
<b>January</b>	217	36.9	189	28.9
<b>February</b>	187	31.8	191	29.2
<b>March</b>	184	31.3	274	41.9
<b>Total</b>	588	100.0	654	100.0

*Source: Philippine Statistics Authority, Civil Registration Service, Vital Statistics Division*