



Date of Release: 29 April 2022
Reference No. 0000 - 0010

SPECIAL RELEASE

Vital Statistics on Registered Live Births: 2021, City of Pasig

Explanatory Notes

The data on the number of births presented herein was obtained from the statistical reports released last April 12, 2022 from the Philippine Statistics Authority (PSA) <https://psa.gov.ph/content/birth-marriage-and-death-statistics-2021-preliminary-28-february-2022>. The information includes the vital events that occurred from January to December 2021 based on data files received by the PSA - Civil Registration Service (CRS) from the PSOs as of 28 February 2022. Thus, the figures presented herein are still preliminary and may differ from the final count. The vital events of Filipinos abroad are not yet included in this release, but Filipinos whose usual residence is abroad and foreign nationals with vital events occurring in the country during the reference period were included in this report.

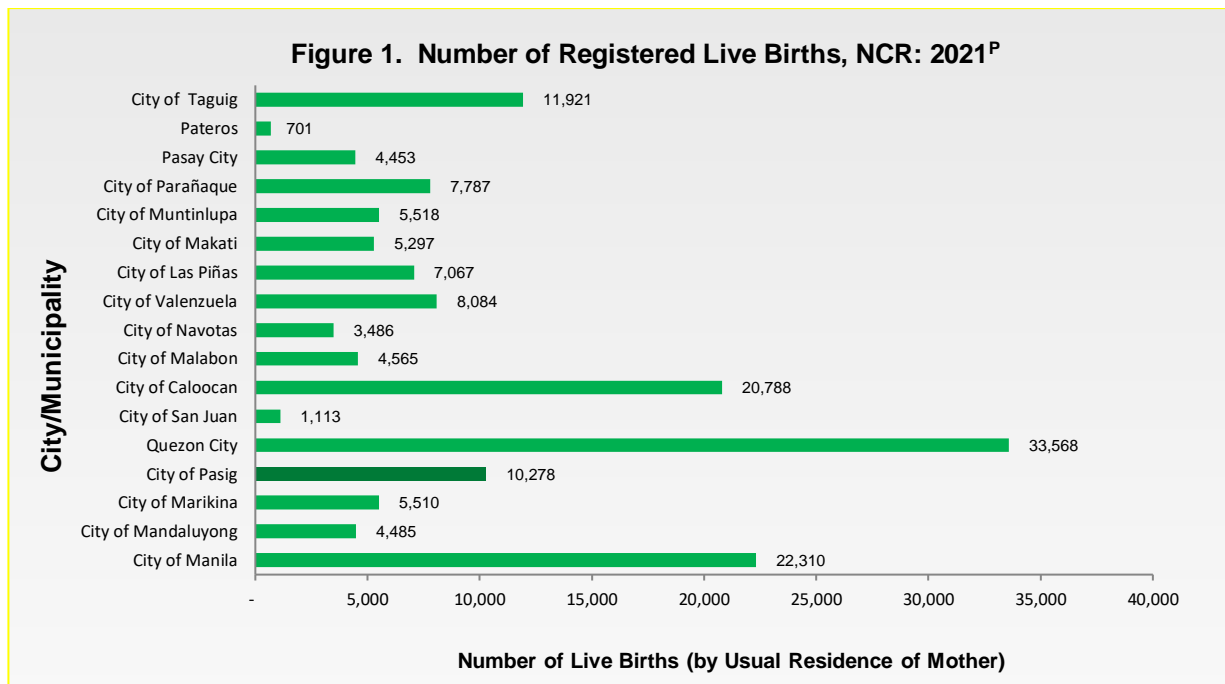
Based from the preliminary data as of February 28, 2022, the total number of registered live births in the National Capital Region (NCR) reached 156,931 or 11.98% share from the total live births in the country. The City of Pasig recorded 10,278 live births from January 2021 to December 2021 with 6.55% share from the total number of live births in the National Capital Region (NCR).

Quezon City reported the highest number of registered live births with 33,568 (21.39%) while the Municipality of Pateros recorded the lowest number with 701 (0.45%) live births. The City of Pasig was ranked 5th on the number of live births in the National Capital Region (NCR). Refer to Table 1 and Figure 1 below.

Table 1. Number of Registered Live Births, City of Pasig: January 2021 - December 2021^P

REGION, PROVINCE, CITY/MUNICIPALITY	LIVE BIRTHS (by Usual Residence of Mother)
PHILIPPINES	1,309,601
NATIONAL CAPITAL REGION (NCR)	156,931
City of Pasig	10,278

Source: Philippine Statistics Authority, Civil Registration Service, Vital Statistics Division, 2021
^P Preliminary results



Source: Philippine Statistics Authority, Civil Registration Service, Vital Statistics Division, 2021
^P Preliminary results

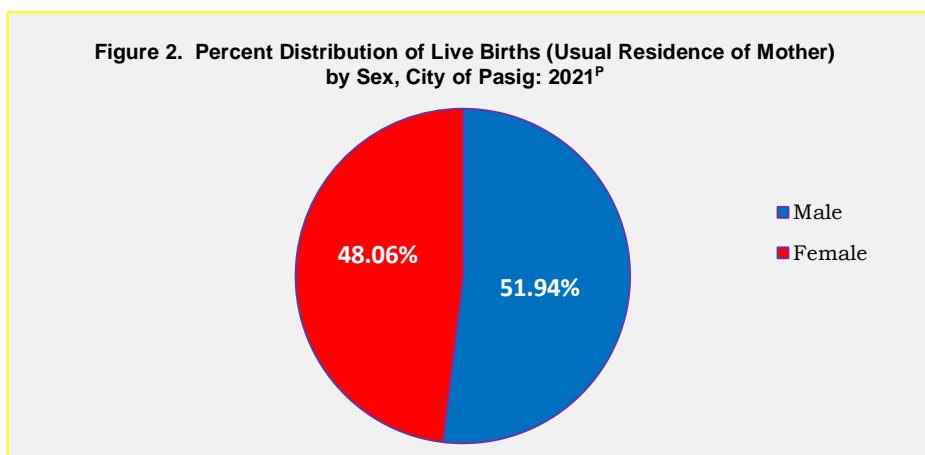
Sex Ratio is 108 males for every 100 females

There were more males born in 2021 than females. Table 2 and Figure 2 show the percent distribution of registered live births by sex and by usual residence of mother for January to December 2021. Out of 10,278 live births, 51.94% or 5,338 were males while 48.06% or 4,940 were females.

Table 2. Number of Registered Live Births by Sex, City of Pasig: 2021^P

REGION, PROVINCE, CITY/MUNICIPALITY	Number of Live Births by Sex (by Usual Residence of Mother)		
	Both Sexes	Male	Female
PHILIPPINES	1,309,601	682,864	626,737
NATIONAL CAPITAL REGION (NCR)	156,931	81,457	75,474
City of Pasig	10,278	5,338	4,940

Source: Philippine Statistics Authority, Civil Registration Service, Vital Statistics Division, 2021
^P Preliminary results



Source: Philippine Statistics Authority, Civil Registration Service, Vital Statistics Division, 2021
^P Preliminary results

Decreasing trend on Live Births

In Table 3, the number of total live births by both sexes in the City of Pasig shows a decreasing trend from 2019 to 2021. Live births decreased by 7.91% from 2019 to 2020, and 21.90% from 2020 to 2021. Live births on male decreased by 21.65% from 6,813 in 2020 to 5,338 in 2021, while female live births decreased by 22.17% from 6,347 in 2020 to 4,940 in 2021.

Table 4 and Figure 3 present the highest number of registered live births which occurred in October 2020 and month of September for 2019 and 2021. The lowest number of live births was recorded in the month of February for 2019 and 2021, and month of December for 2020.

Table 3. Number of Live Births by Sex, City of Pasig: 2019-2021^P

Year	Sex / Number of Live Births (Usual Residence of Mother)		
	Both Sexes	Male	Female
2019	14,291	7,405	6,886
2020	13,160	6,813	6,347
2021	10,278	5,338	4,940

Source: Philippine Statistics Authority, Civil Registration Service, Vital Statistics Division, 2019, 2020, 2021^P

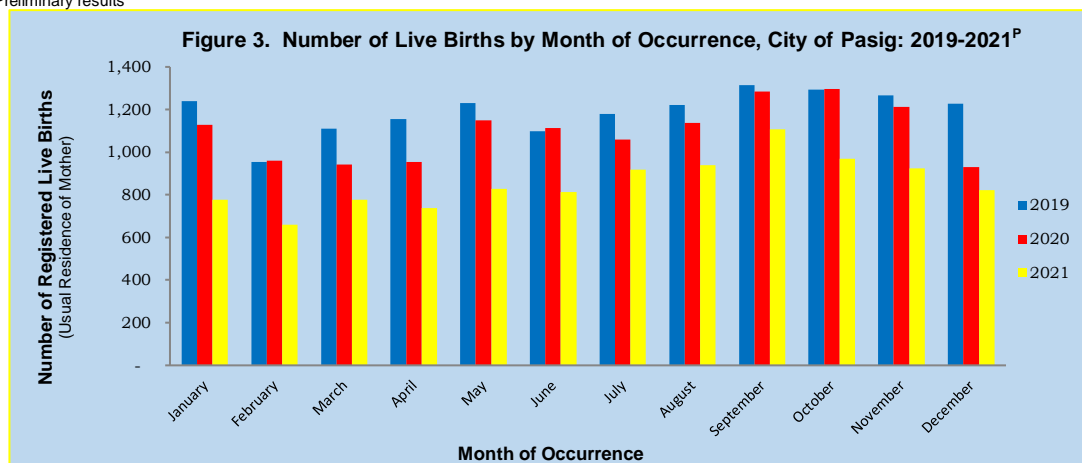
^P Preliminary results

Table 4. Number of Live Births by Month of Occurrence, City of Pasig: 2019-2021^P

Month of Occurrence	Year / Number of Registered Live Births (Usual Residence of Mother)		
	2019	2020	2021 ^P
January	1,240	1,127	778
February	955	959	661
March	1,111	942	778
April	1,155	954	739
May	1,229	1,149	827
June	1,097	1,112	814
July	1,180	1,058	917
August	1,220	1,136	940
September	1,315	1,284	1,107
October	1,294	1,296	970
November	1,267	1,213	925
December	1,228	930	822

Source: Philippine Statistics Authority, Civil Registration Service, Vital Statistics Division, 2019, 2020, 2021^P

^P Preliminary results



Source: Philippine Statistics Authority, Civil Registration Service, Vital Statistics Division, 2019, 2020, 2021^P

^P Preliminary results

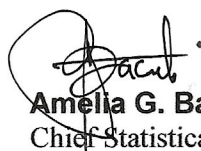
TECHNICAL NOTES

Vital Statistics are derived from information obtained at the time when the occurrences of vital events and their characteristics are inscribed in a civil register. Vital acts and events are the birth, deaths and marriages, and all such events that have something to do with an individual's entrance and departure from life together with the changes in civil status that may occur to a person during his lifetime. Recording of these events in the civil register is known as vital or civil registration and the resulting documents are vital records.

Counts on Births include babies born in the Philippines whose mother's usual residence is in a foreign country.

Live Birth is a complete expulsion or extraction from its mother of a product of conception, irrespective of the duration of the pregnancy, which after such separation, breathes or shows any other evidence of life, such as beating of the heart, pulsation of the umbilical cord, or definite improvement voluntary muscles, whether or not the umbilical cord has been cut or the placenta is attached, each product of such a birth is considered live born.

Sex ratio refers to the ratio of males to females in a given population, expressed as the number of males per 100 females.


Amelia G. Basilio
Chief Statistical Specialist

EFB/JCP/NHD/RMS