



Date of Release: 29 June 2022

Reference No.: 0000 – 0018

# SPECIAL RELEASE

## Vital Statistics on Registered Deaths: 2021, City of Pasig

### Explanatory Notes

The data on the number of deaths presented herein was obtained from the statistical reports released last April 12, 2022 from the Philippine Statistics Authority (PSA) <https://psa.gov.ph/content/birth-marriage-and-death-statistics-2021-preliminary-28-february-2022>. The information includes the vital events that occurred from January to December 2021 based on data files received by the PSA - Civil Registration Service (CRS) from the PSOs as of 28 February 2022. Thus, the figures presented herein are still preliminary and may differ from the final count. The vital events of Filipinos abroad are not yet included in this release, but Filipinos whose usual residence is abroad and foreign nationals with vital events occurring in the country during the reference period were included in this report.

Based on the preliminary data as of 28 February 2022, the total number of registered deaths in the National Capital Region (NCR) reached 101,064 or 11.85% share from the total registered deaths in the country. The City of Pasig recorded 6,195 deaths from January 2021 to December 2021 with 6.13% share from the total number of registered deaths in the National Capital Region (NCR). On the average, a total of 516 deaths were registered monthly or average of 17 deaths daily.

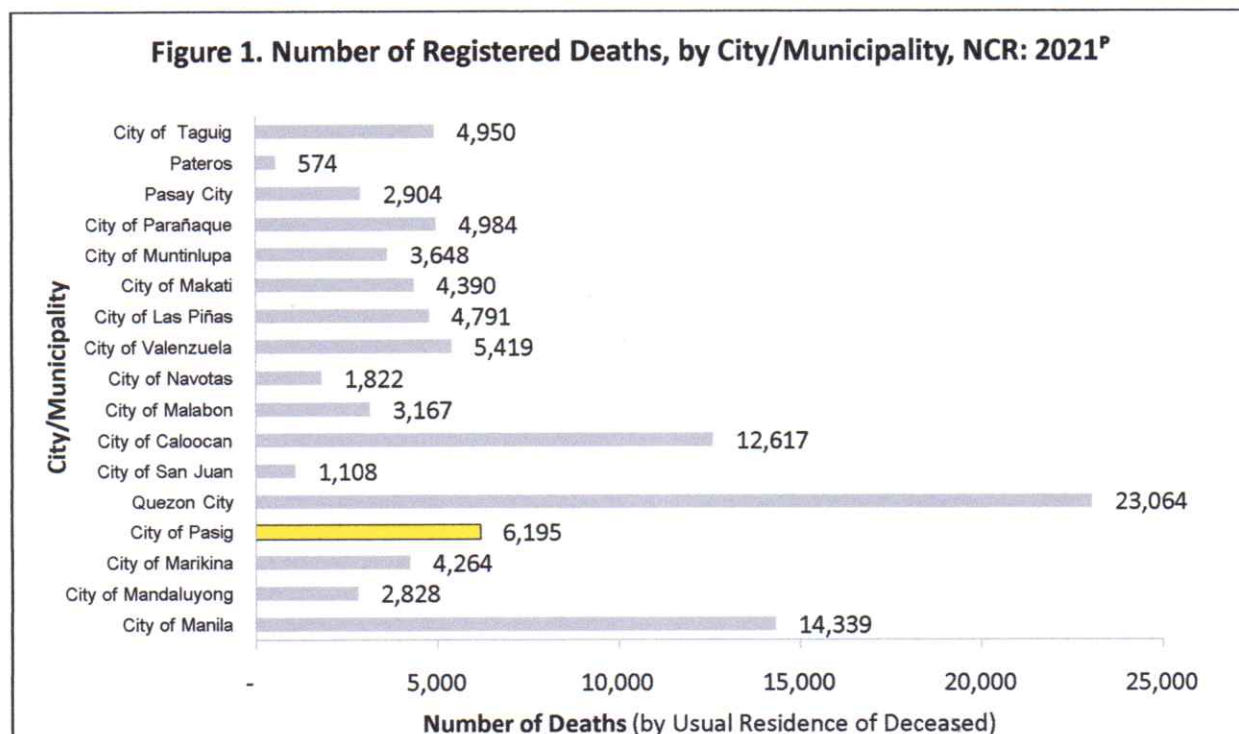
Quezon City recorded the highest number of registered deaths with 23,064 (22.82%) while the Municipality of Pateros recorded the lowest number with 574 (0.57%) deaths. The City of Pasig was ranked 4<sup>th</sup> on the number in the National Capital Region (NCR). Refer to Table 1 and Figure 1 below.

**Table 1. Number of Registered Deaths, City of Pasig: January-December 2021<sup>a</sup>**

REGION, PROVINCE, CITY/MUNICIPALITY	Registered Deaths (by Usual Residence of Deceased)
PHILIPPINES	853,074
NATIONAL CAPITAL REGION (NCR)	101,064
City of Pasig	6,195

Source: Philippine Statistics Authority, Civil Registration Service, Vital Statistics Division, 2021

<sup>a</sup> Preliminary results



Source: Philippine Statistics Authority, Civil Registration Service, Vital Statistics Division, 2021  
<sup>P</sup> Preliminary results

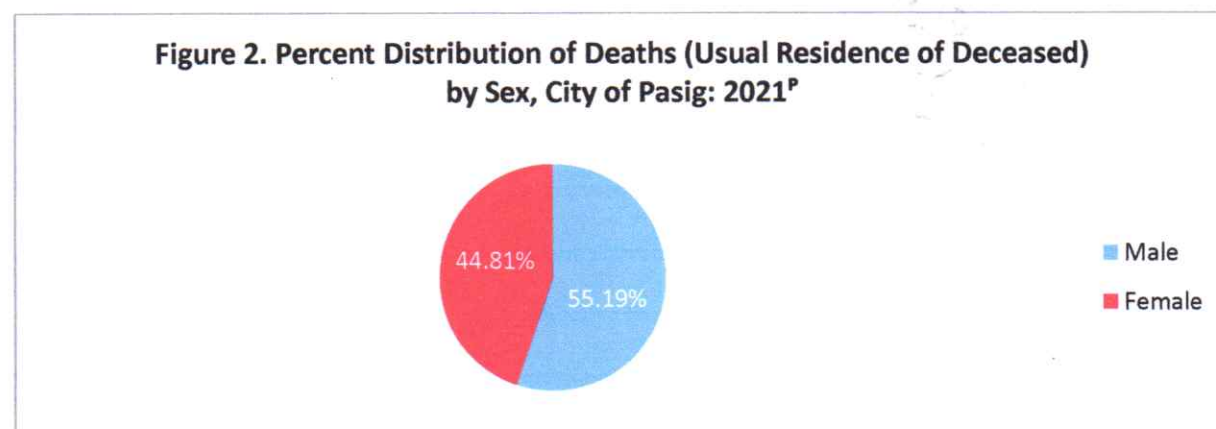
### More deaths on males than females

There were more deaths on males than females in 2021. Table 2 and Figure 2 show the percent distribution of registered deaths by sex and by usual residence of deceased for January to December 2021. Out of 6,195 deaths, 3,419 or 55.19% were males while 2,776 or 44.81% were females.

**Table 2. Number of Registered Deaths by Sex, City of Pasig: 2021<sup>P</sup>**

REGION, PROVINCE, CITY/MUNICIPALITY	Number of Deaths by Sex (by Usual Residence of Deceased)		
	Both Sexes	Male	Female
PHILIPPINES	853,074	476,006	377,068
NATIONAL CAPITAL REGION (NCR)	101,064	56,561	44,503
City of Pasig	6,195	3,419	2,776

Source: Philippine Statistics Authority, Civil Registration Service, Vital Statistics Division, 2021  
<sup>P</sup> Preliminary results



Source: Philippine Statistics Authority, Civil Registration Service, Vital Statistics Division, 2021  
<sup>P</sup> Preliminary results

## Increasing trend on deaths

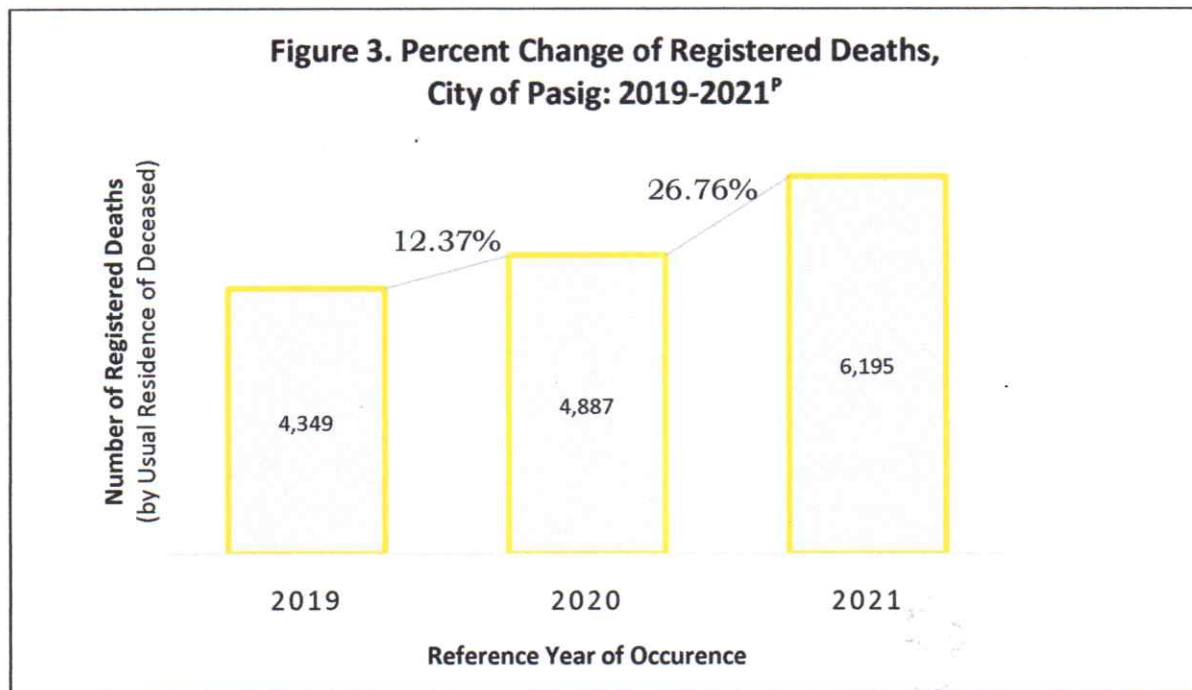
In Table 3, the number of total deaths by both sexes in the City of Pasig shows an increasing trend from 2019 to 2021. Registered deaths increased by 12.37% from 2019 to 2020, and 26.76% from 2020 to 2021.

Deaths on males increased by 23.39% from 2,771 in 2020 to 3,419 in 2021, while female deaths increased by 31.19% from 2,116 in 2020 to 2,776 in 2021. See also Figure 3.

**Table 3. Number of Deaths by Sex, City of Pasig: 2019-2021<sup>P</sup>**

YEAR	Sex / Number of Deaths (Usual Residence of Deceased)		
	Both Sexes	Male	Female
2019	4,349	2,449	1,900
2020	4,887	2,771	2,116
2021	6,195	3,419	2,776

Source: Philippine Statistics Authority, Civil Registration Service, Vital Statistics Division, 2019, 2020, 2021<sup>P</sup>  
<sup>P</sup> Preliminary results



Source: Philippine Statistics Authority, Civil Registration Service, Vital Statistics Division, 2019, 2020, 2021<sup>P</sup>  
<sup>P</sup> Preliminary results

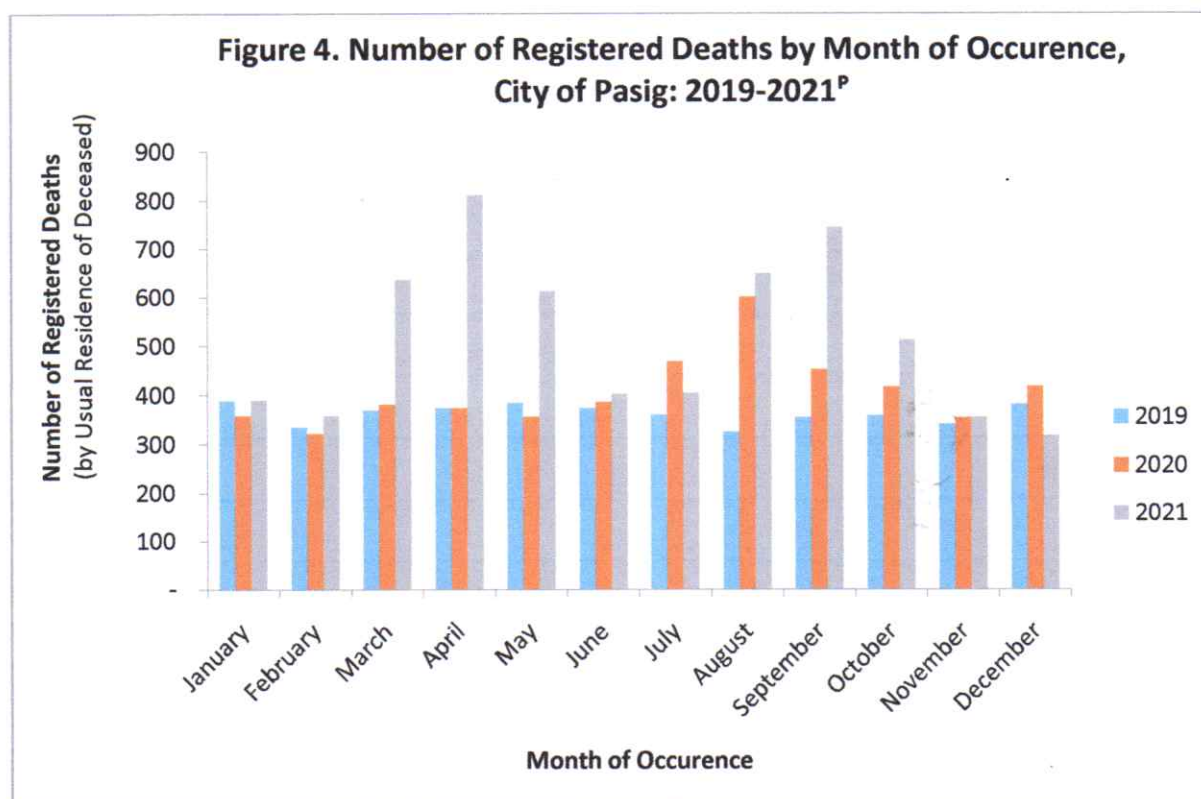
Table 4 and Figure 4 present the months with the highest and lowest number of registered deaths for the past 3 years. December 2021 recorded the lowest with 318 deaths, while April 2021 registered the highest number of deaths with a total of 811.

**Table 4. Number of Deaths by Month of Occurrence, City of Pasig: 2019-2021<sup>P</sup>**

MONTH OF OCCURRENCE	Year / Number of Registered Deaths (Usual Residence of Deceased)		
	2019	2020	2021
January	389	358	390
February	335	322	359
March	369	381	637
April	374	374	811
May	385	356	613
June	374	386	402
July	361	468	404
August	326	601	649
September	355	452	745
October	359	417	512
November	341	354	355
December	381	418	318

Source: Philippine Statistics Authority, Civil Registration Service, Vital Statistics Division, 2019, 2020, 2021<sup>P</sup>

<sup>P</sup> Preliminary results



Source: Philippine Statistics Authority, Civil Registration Service, Vital Statistics Division, 2019, 2020, 2021<sup>P</sup>

<sup>P</sup> Preliminary results

## TECHNICAL NOTES

**Vital Statistics** are derived from information obtained at the time when the occurrences of vital events and their characteristics are inscribed in a civil register. Vital acts and events are the birth, deaths and marriages, and all such events that have something to do with an individual's entrance and departure from life together with the changes in civil status that may occur to a person during his lifetime. Recording of these events in the civil register is known as vital or civil registration and the resulting documents are vital records.

**Counts on Deaths** include individuals who died in the Philippines whose usual residence is in a foreign country.

**Death** refers to the permanent disappearance of all evidence of life at any time after live birth has taken place (postnatal cessation of vital function without capability of resuscitation).

**Usual Residence of Deceased** refers to place of residence of the deceased at the time of death.

**Daily Average** refers to the arithmetic mean of death occurrences per day.

**Monthly Average** refers to the arithmetic mean of death occurrences per month.



**AMELIA G. BASILIO**  
Chief Statistical Specialist



EFB/NHD/JCP/MAFF