



Date of Release: 27 May 2022
Reference No. 0000 - 0013

SPECIAL RELEASE

Vital Statistics on Registered Marriages: 2021, City of Makati

Explanatory Notes

The data on the number of marriages presented herein was obtained from the statistical reports released last April 12, 2022 from the Philippine Statistics Authority (PSA) <https://psa.gov.ph/content/birth-marriage-and-death-statistics-2021-preliminary-28-february-2022>. The information includes the vital events that occurred from January to December 2021 based on data files received by the PSA - Civil Registration Service (CRS) from the PSOs as of 28 February 2022. Thus, the figures presented herein are still preliminary and may differ from the final count. Figures are results of actual registration without any adjustment of under registration.

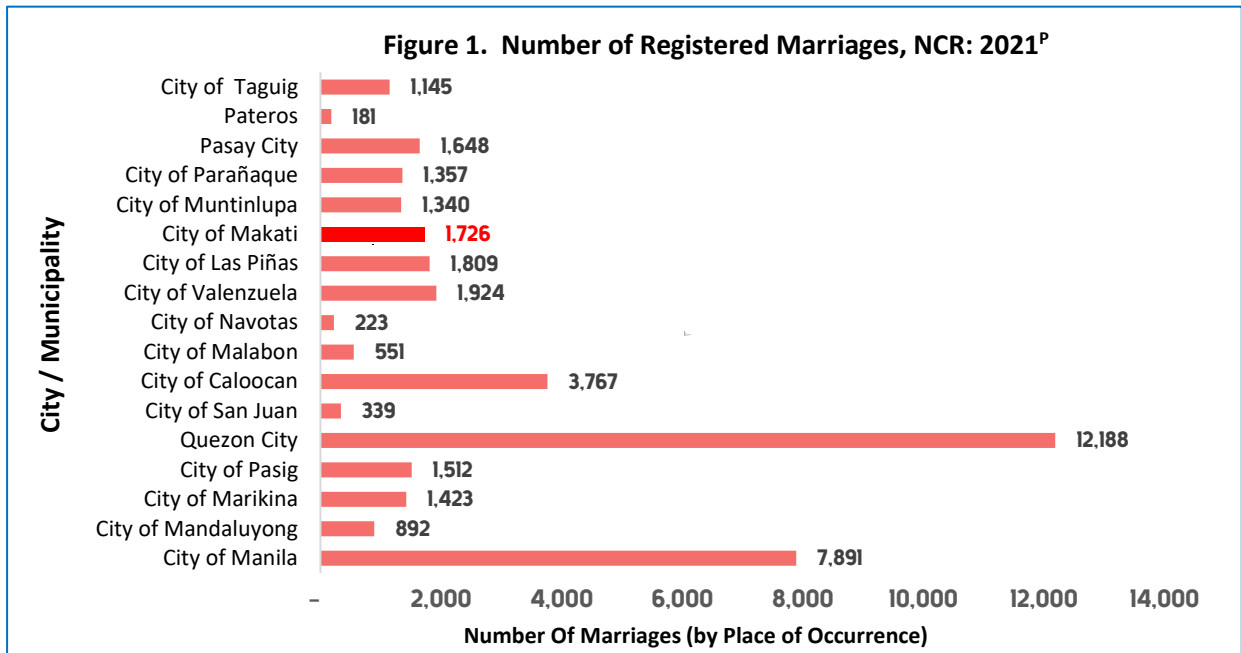
Based from the preliminary data as of February 28, 2022, the total number of registered marriages in the National Capital Region (NCR) reached 39,916 or 11.52% share from the total registered marriages in the country. The City of Makati recorded 1,726 marriages from January 2021 to December 2021 with 4.32% share from the total number of marriages in the National Capital Region (NCR). On the average, a total of 144 marriage ceremonies were registered monthly or average of 5 couples reported daily.

Quezon City reported the highest number of registered marriages with 12,188 (30.53%) while the Municipality of Pateros recorded the lowest number with 181 (0.45%) marriages. Refer to Table 1 and Figure 1 below.

Table 1. Number of Registered Marriages, City of Makati: January - December 2021^P

REGION, PROVINCE, CITY/MUNICIPALITY	MARRIAGES (by Place of Occurrence)
PHILIPPINES	346,595
NATIONAL CAPITAL REGION (NCR)	39,916
City of Makati	1,726

Source: Philippine Statistics Authority, Civil Registration Service, Vital Statistics Division, 2021
^P Preliminary results



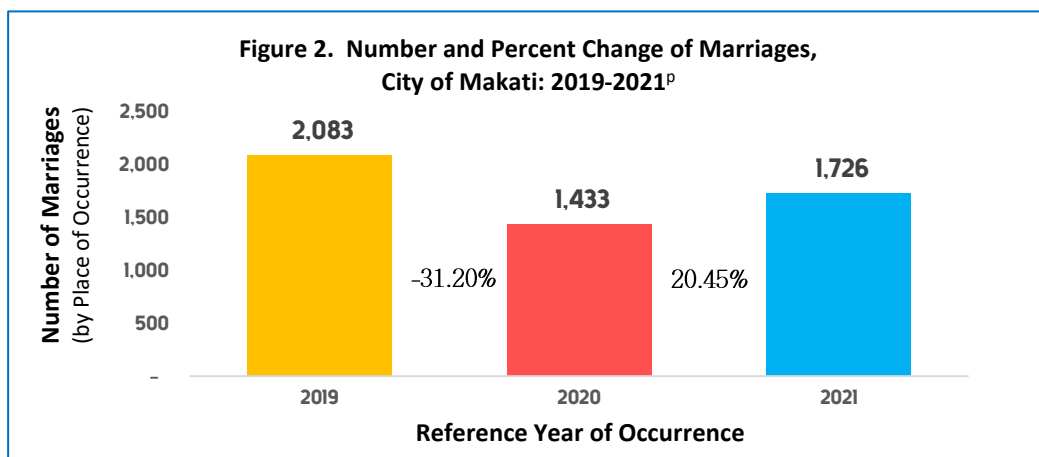
Source: Philippine Statistics Authority, Civil Registration Service, Vital Statistics Division, 2021
^P Preliminary results

Registered Marriages increases in 2021

In Table 2, the total number of registered marriages in the City of Makati posted a decrease of 31.20% from 2,083 in 2019 to 1,433 in 2020. However, an increase of 20.45% was recorded from 2020 to 2021 with a total of 1,726 registered marriages. Figure 2 shows the percent change from 2019 to 2021.

Table 2. Number of Registered Marriages, City of Makati: 2019-2021^P

Year	Number of Registered Marriages (by Place of Occurrence)
2019	2,083
2020	1,433
2021	1,726



Source: Philippine Statistics Authority, Civil Registration Service, Vital Statistics Division, 2019, 2020, 2021^P
^P Preliminary results

Table 3 and Figure 3 present the highest and lowest number of registered marriages which occurred from 2019 - 2021. The lowest number of marriages was recorded in April 2020, a month after declaring a nationwide lockdown due to covid 19. The City of Makati recorded 10 wedding ceremonies, 0.70% share from the total registered marriages in 2020.

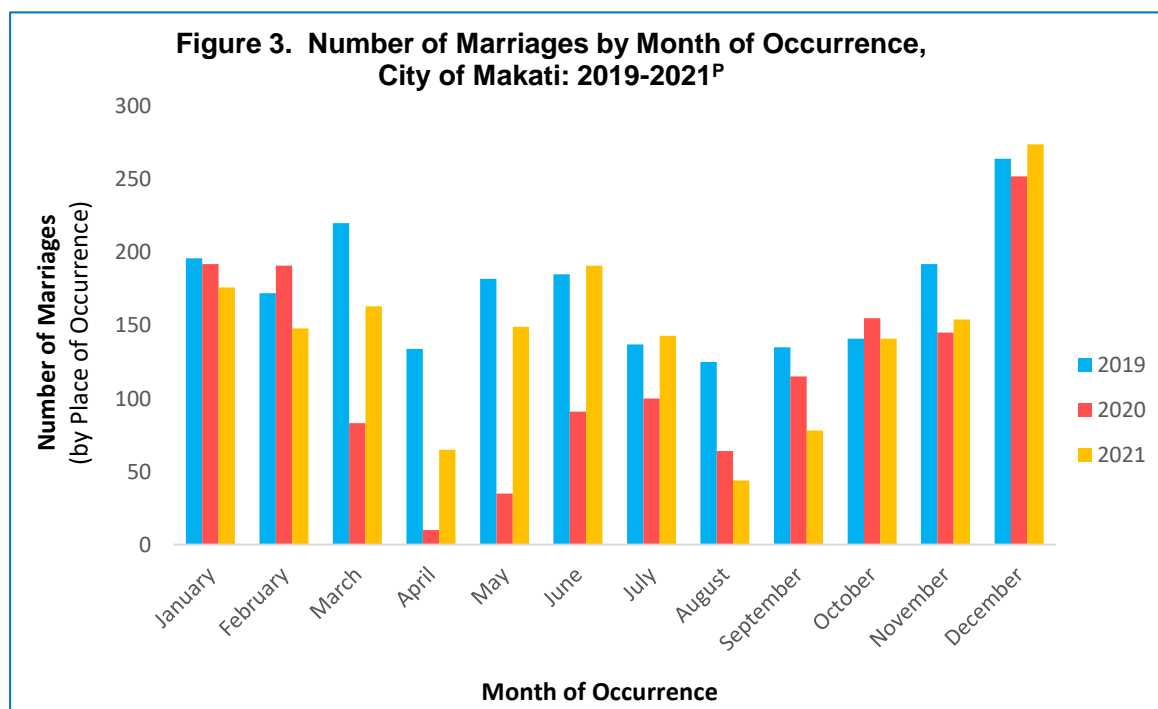
For the past 3 years, couples most preferred wedding month was during Christmas season. December 2021 recorded the highest number of couples who got married in the City of Makati with a total of 274 (15.87% share) marriage ceremonies. This happened after lowering the alert level in the National Capital Region.

Table 3. Number of Marriages by Month of Occurrence, City of Makati: 2019-2021^P

Month of Occurrence	Year / Number of Registered Marriages (by Place of Occurrence)		
	2019	2020	2021 ^P
January	196	192	176
February	172	191	148
March	220	83	163
April	134	10	65
May	182	35	149
June	185	91	191
July	137	100	143
August	125	64	44
September	135	115	78
October	141	155	141
November	192	145	154
December	264	252	274

Source: Philippine Statistics Authority, Civil Registration Service, Vital Statistics Division, 2019, 2020, 2021^P

^P Preliminary results



Source: Philippine Statistics Authority, Civil Registration Service, Vital Statistics Division, 2019, 2020, 2021^P

^P Preliminary results

TECHNICAL NOTES

Vital Statistics are derived from information obtained at the time when the occurrences of vital events and their characteristics are inscribed in a civil register. Vital acts and events are the birth, deaths and marriages, and all such events that have something to do with an individual's entrance and departure from life together with the changes in civil status that may occur to a person during his lifetime. Recording of these events in the civil register is known as vital or civil registration and the resulting documents are vital records.

Marriage is a special contract of permanent union between a man and woman entered into in accordance with law for the establishment of conjugal and family life.

Place of Occurrence refers to the place where the vital event took place.

Daily Average refers to the arithmetic mean of marriage occurrences per day.

Monthly Average refers to the arithmetic mean of marriage occurrences per month.



Amelia G. Basilio
Chief Statistical Specialist

EFB/JCP/NHD/RMS