



Date of Release: 27 May 2022

Reference No. 0000 - 0015

SPECIAL RELEASE

Vital Statistics on Registered Marriages: 2021, Municipality of Pateros

Explanatory Notes

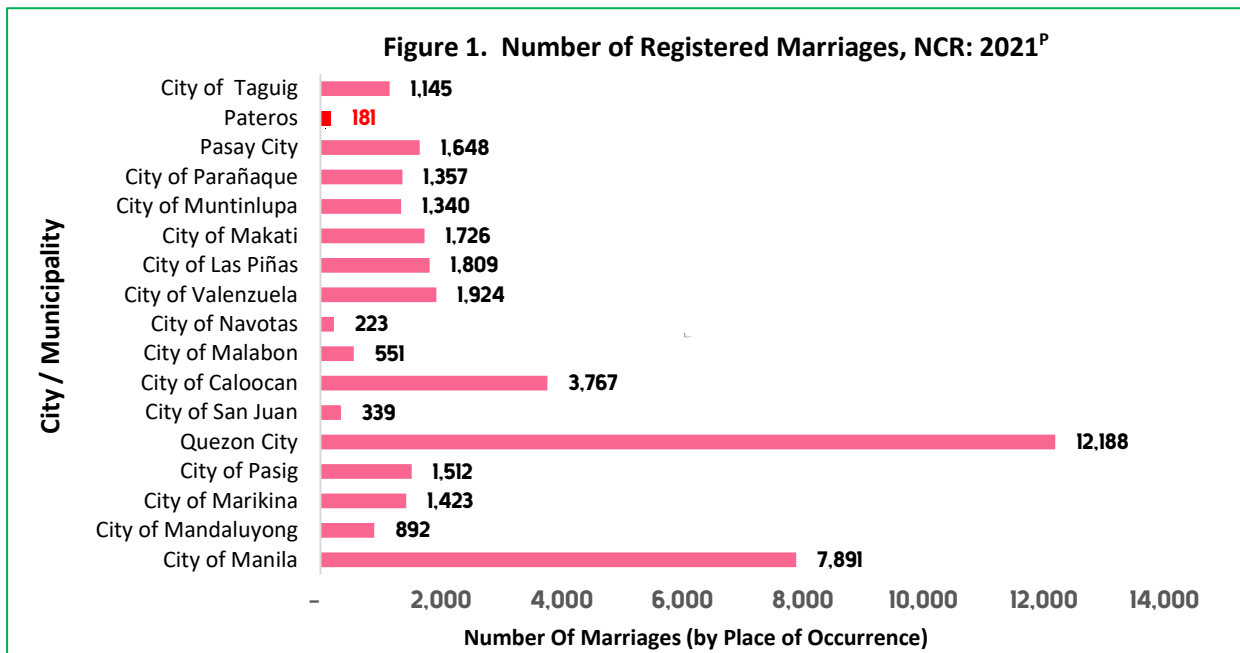
The data on the number of marriages presented herein was obtained from the statistical reports released last April 12, 2022 from the Philippine Statistics Authority (PSA) <https://psa.gov.ph/content/birth-marriage-and-death-statistics-2021-preliminary-28-february-2022>. The information includes the vital events that occurred from January to December 2021 based on data files received by the PSA - Civil Registration Service (CRS) from the PSOs as of 28 February 2022. Thus, the figures presented herein are still preliminary and may differ from the final count. Figures are results of actual registration without any adjustment of under registration.

Based from the preliminary data as of February 28, 2022, the total number of registered marriages in the National Capital Region (NCR) reached 39,916 or 11.52% share from the total registered marriages in the country. Quezon City reported the highest number of registered marriages with 12,188 (30.53%) while the Municipality of Pateros recorded the lowest number with 181 (0.45%) marriages from January 2021 to December 2021. On the average, a total of 15 marriage ceremonies were registered monthly or 1 couple in every 2 days (computed as 0.5 daily average). Refer to Table 1 and Figure 1 below.

Table 1. Number of Registered Marriages, Municipality of Pateros: January – December 2021^P

REGION, PROVINCE, CITY/MUNICIPALITY	MARRIAGES (by Place of Occurrence)
PHILIPPINES	346,595
NATIONAL CAPITAL REGION (NCR)	39,916
Municipality of Pateros	181

Source: Philippine Statistics Authority, Civil Registration Service, Vital Statistics Division, 2021
^P Preliminary results



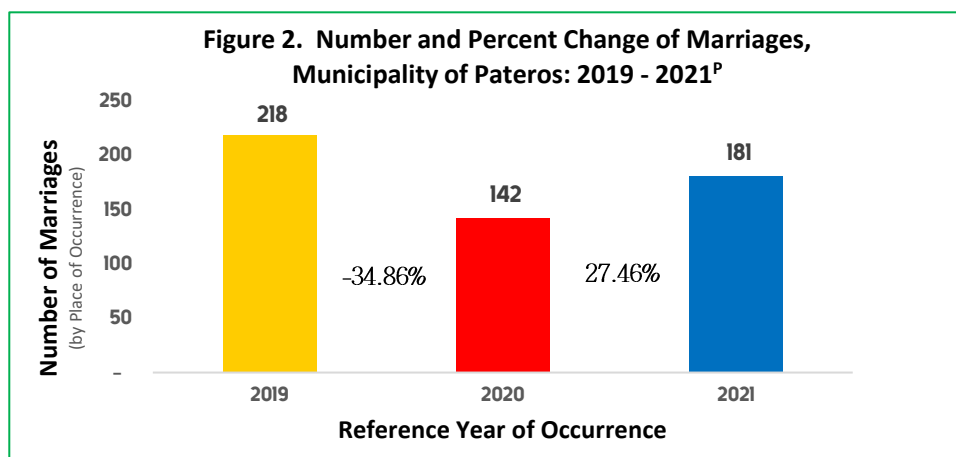
Source: Philippine Statistics Authority, Civil Registration Service, Vital Statistics Division, 2021
^P Preliminary results

Registered Marriages increases in 2021

In Table 2, the total number of registered marriages in the Municipality of Pateros posted a decrease of 34.86% from 218 in 2019 to 142 in 2020. However, an increase of 27.46% was recorded from 2020 to 2021 with a total of 181 registered marriages. Figure 2 shows the percent change from 2019 to 2021.

Table 2. Number of Registered Marriages, Municipality of Pateros: 2019-2021^P

Year	Number of Registered Marriages (by Place of Occurrence)
2019	218
2020	142
2021	181



Source: Philippine Statistics Authority, Civil Registration Service, Vital Statistics Division, 2019, 2020, 2021^P
^P Preliminary results

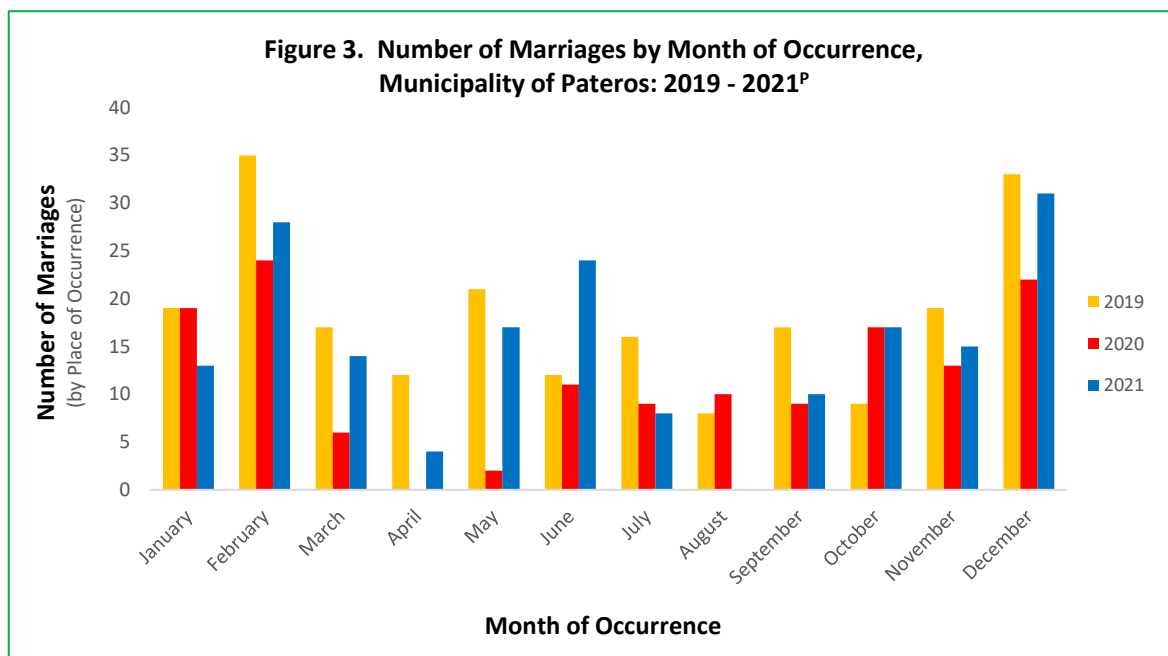
Table 3 and Figure 3 present the highest and lowest number of registered marriages which occurred from 2019 - 2021. For the past 3 years, there were zero or no recorded wedding ceremonies for the month of April in 2020 and month of August for 2021. The highest number of couples who got married in the Municipality of Pateros was recorded last February 2019, with a total of 35 wedding ceremonies, 16.06% share from the total number of registered marriages that year.

Table 3. Number of Marriages by Month of Occurrence, Municipality of Pateros: 2019-2021^P

Month of Occurrence	Year / Number of Registered Marriages (by Place of Occurrence)		
	2019	2020	2021 ^P
January	19	19	13
February	35	24	28
March	17	6	14
April	12	0	4
May	21	2	17
June	12	11	24
July	16	9	8
August	8	10	0
September	17	9	10
October	9	17	17
November	19	13	15
December	33	22	31

Source: Philippine Statistics Authority, Civil Registration Service, Vital Statistics Division, 2019, 2020, 2021^P

^P Preliminary results



Source: Philippine Statistics Authority, Civil Registration Service, Vital Statistics Division, 2019, 2020, 2021^P

^P Preliminary results

TECHNICAL NOTES

Vital Statistics are derived from information obtained at the time when the occurrences of vital events and their characteristics are inscribed in a civil register. Vital acts and events are the birth, deaths and marriages, and all such events that have something to do with an individual's entrance and departure from life together with the changes in civil status that may occur to a person during his lifetime. Recording of these events in the civil register is known as vital or civil registration and the resulting documents are vital records.

Marriage is a special contract of permanent union between a man and woman entered into in accordance with law for the establishment of conjugal and family life.

Place of Occurrence refers to the place where the vital event took place.

Daily Average refers to the arithmetic mean of marriage occurrences per day.

Monthly Average refers to the arithmetic mean of marriage occurrences per month.



Amelia G. Basilio
Chief Statistical Specialist

EFB/JCP/NHD/RMS