



Date of Release: 01 March 2022  
Reference No. [2022 - 0001](#)

# SPECIAL RELEASE

## **Vital Statistics (January– August 2021) - City of Taguig**

### Vital Statistics Highlights

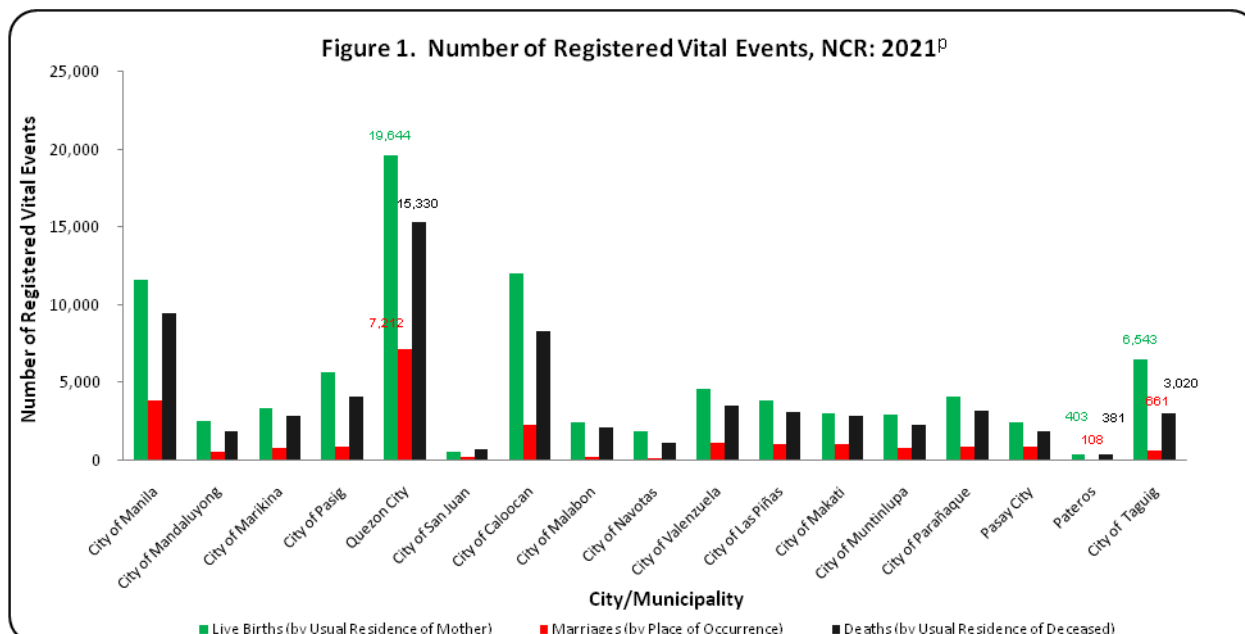
Based from the preliminary data on the total number of registered vital events in the National Capital Region (NCR) as of September 30, 2021, the City of Taguig was ranked 4<sup>th</sup> on the number of live births, ranked 12<sup>th</sup> on the number of marriages and ranked 8<sup>th</sup> on the number of deaths, from January 2021 to August 2021.

The City of Taguig shared 7.43% (6,543) on live births, 2.87% (661) on registered marriages and 4.54% (3,020) on registered deaths from the total number of registered vital events in NCR with 88,026 total live births, 23,061 total marriages and 66,523 total deaths. Quezon City recorded the highest number of registered vital events with 19,644 (22.32%) live births, 7,212 (31.27%) marriages and 15,330 (23.04%) deaths; while the Municipality of Pateros recorded the lowest number of registered vital events with 403 (0.46%) live births, 108 (0.47%) marriages and 381 (0.57%) deaths. Refer to Table 1 and Figure 1 below.

**Table 1. Number of Registered Vital Events, City of Taguig: January 2021–August 2021**

REGION, PROVINCE, CITY/MUNICIPALITY	Number of Registered Vital Events <sup>P</sup>		
	Live Births (by Usual Residence of Mother)	Marriages (by Place of Occurrence)	Deaths (by Usual Residence of Deceased)
<b>PHILIPPINES</b>	<b>703,400</b>	<b>211,247</b>	<b>486,401</b>
<b>NATIONAL CAPITAL REGION (NCR)</b>	<b>88,026</b>	<b>23,061</b>	<b>66,523</b>
<b>City of Taguig</b>	<b>6,543</b>	<b>661</b>	<b>3,020</b>

Source: Philippine Statistics Authority, Civil Registration Service, Vital Statistics Division, 2021  
<sup>P</sup> Preliminary results



Source: Philippine Statistics Authority, Civil Registration Service, Vital Statistics Division, 2021  
<sup>P</sup> Preliminary results

## Live Births decreases by 7.59 percent

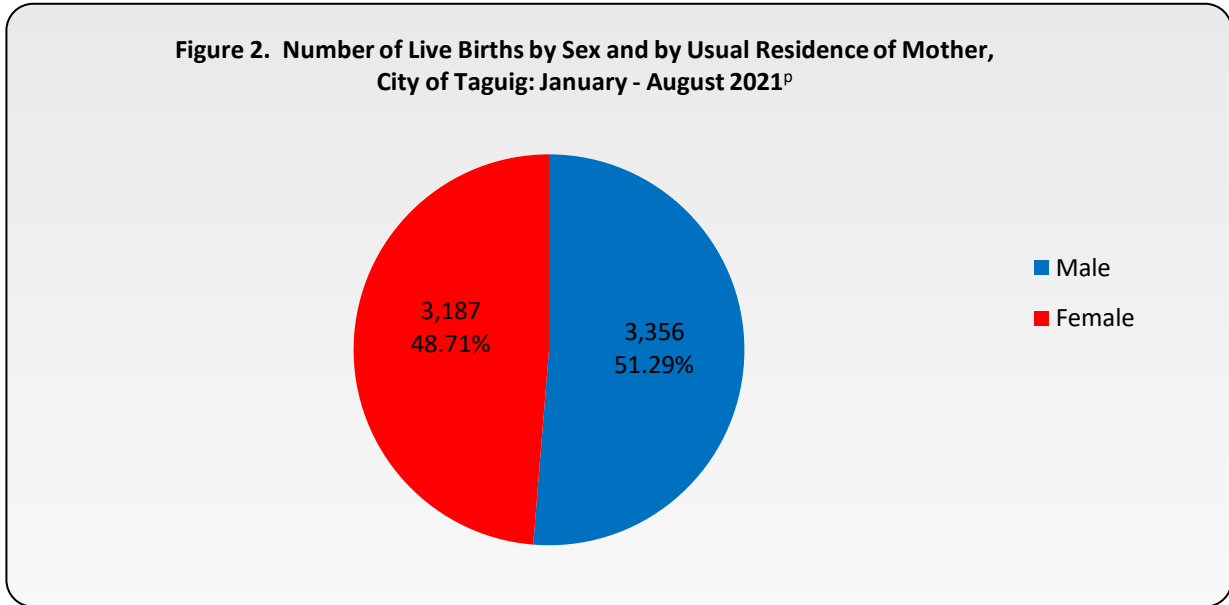
In Table 2, the number of total live births by both sexes and by usual residence of mother decreased by 7.59% from 15,036 in 2019 to 13,895 in 2020. The decrease on the number of live births was greater on female compared to male. Live births on male decreased by 6.60% from 7,777 in 2019 to 7,264 in 2020, while female live births decreased by 8.65% from 7,259 in 2019 to 6,631 in 2020.

**Table 2. Number of Live Births by Sex and Usual Residence of Mother, City of Taguig: 2019-2020**

Year	Sex / Number of Live Births		
	Both Sexes	Male	Female
2019	15,036	7,777	7,259
2020	13,895	7,264	6,631
<b>% Change</b>	<b>-7.59%</b>	<b>-6.60%</b>	<b>-8.65%</b>

Source: Philippine Statistics Authority, Civil Registration Service, Vital Statistics Division, 2019, 2020

Figure 2 shows the percent distribution of registered live births by sex and by usual residence of mother for January to August 2021. Out of 6,543 live births, 51.29% or 3,356 were male and 48.71% or 3,187 were female.



Source: Philippine Statistics Authority, Civil Registration Service, Vital Statistics Division, 2021  
<sup>P</sup> Preliminary results

### Registered Marriages increases in 2021

In Tables 3 and 4, the total number of registered marriages in the City of Taguig posted a decrease of 41.81% from 1,710 in 2019 to 995 in 2020. The same decreasing trend from the data of January to August 2020 with registered marriages of 611, 44.45% lower compared to January to August 2019 with 1,100. However, an increase of 8.18% was recorded in 2021 of the same reference months with a total of 661 registered marriages. See also Figures 3 and 4 below.

**Table 3. Total Number of Registered Marriages by Place of Occurrence, City of Taguig: 2019-2020**

City	Reference Period / Number of Marriages	
	Year 2019	Year 2020
City of Taguig	1,710	995

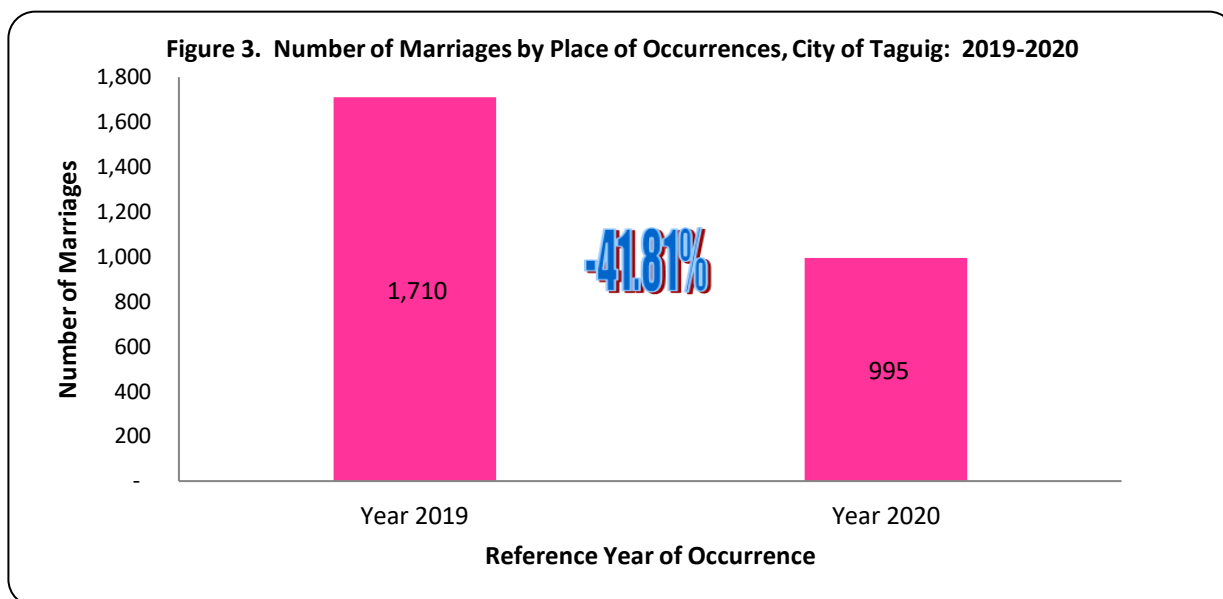
Source: Philippine Statistics Authority, Civil Registration Service, Vital Statistics Division, 2019, 2020

**Table 4. Total Number of Registered Marriages by Place of Occurrence, City of Taguig: 2019-2021**

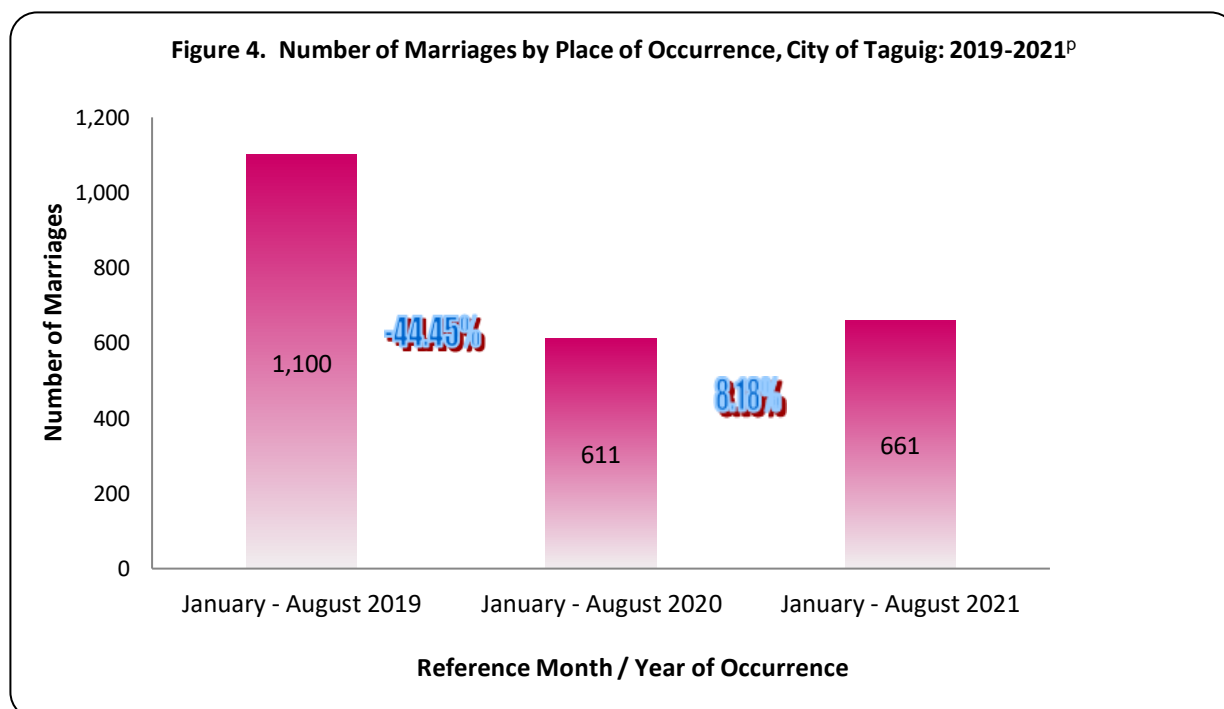
City	Reference Period / Number of Marriages		
	January - August 2019	January - August 2020	January - August 2021 <sup>P</sup>
City of Taguig	1,100	611	661

Source: Philippine Statistics Authority, Civil Registration Service, Vital Statistics Division, 2019, 2020, 2021  
<sup>P</sup> Preliminary results

Figure 3 shows the percent change from 2019 to 2020 and Figure 4 shows the percent change from January to August 2019 to 2021.



Source: Philippine Statistics Authority, Civil Registration Service, Vital Statistics Division, 2019, 2020



Source: Philippine Statistics Authority, Civil Registration Service, Vital Statistics Division, 2019, 2020, 2021

<sup>P</sup> Preliminary results

## Registered Deaths increases in 2020 and 2021

In Table 5, City of Taguig showed an increasing trend on the number of deaths from 2019 to 2021. The number of registered deaths is higher by 8.82% from 2,664 in 2019 to 2,899 in 2020, and 4.17% increase or a total of 3,020 deaths in 2021 (reference months from January to August).

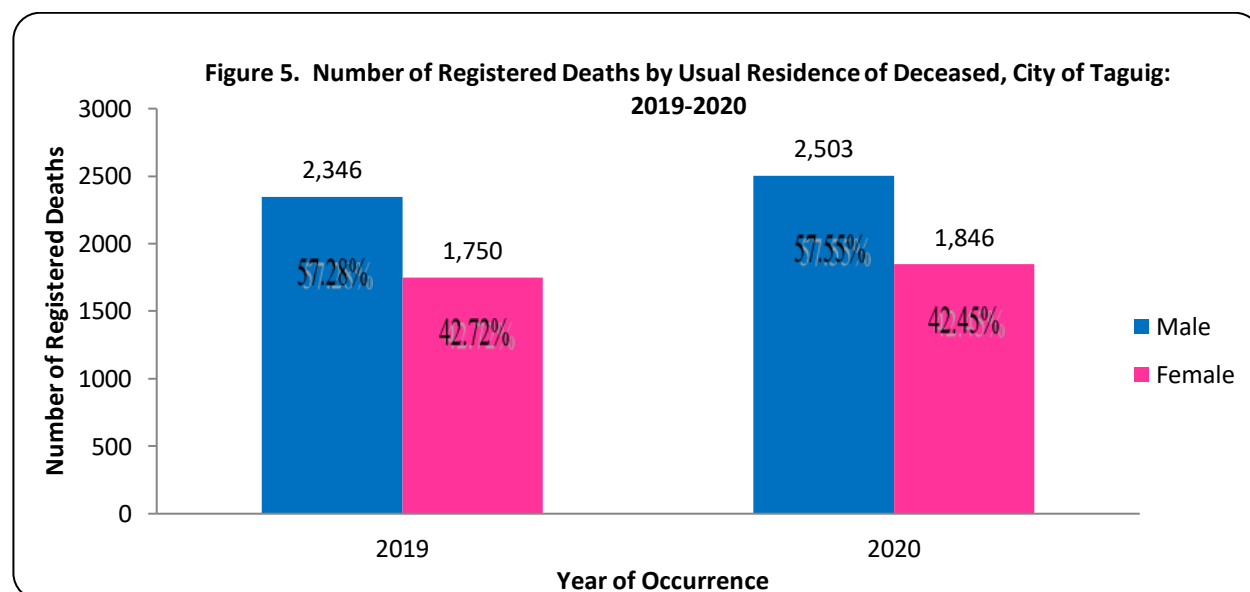
In Figure 5, registered male deaths are higher than the female by 14.55% in 2019, and 15.11% in 2020.

**Table 5. Number of Registered Deaths by Usual Residence of Deceased and Month of Occurrence, City of Taguig: 2019-2021**

Month of Occurrence	Year / Number of Registered Deaths		
	2019	2020	2021 <sup>P</sup>
January	379	353	352
February	320	303	378
March	329	285	392
April	333	309	201
May	317	352	481
June	295	336	378
July	352	444	424
August	339	517	414
<b>Total</b>	<b>2,664</b>	<b>2,899</b>	<b>3,020</b>

Source: Philippine Statistics Authority, Civil Registration Service, Vital Statistics Division, 2019, 2020, 2021

<sup>P</sup> Preliminary results



Source: Philippine Statistics Authority, Civil Registration Service, Vital Statistics Division, 2019, 2020

## TECHNICAL NOTES

**Vital Statistics** are derived from information obtained at the time when the occurrences of vital events and their characteristics are inscribed in a civil register. Vital acts and events are the birth, deaths and marriages, and all such events that have something to do with an individual's entrance and departure from life together with the changes in civil status that may occur to a person during his lifetime. Recording of these events in the civil register is known as vital or civil registration and the resulting documents are vital records.


**Counts on Births** include babies born in the Philippines whose mother's usual residence is in a foreign country.

**Counts on Deaths** include individuals who died in the Philippines whose usual residence is in a foreign country.

**Live Birth** is a complete expulsion or extraction from its mother of a product of conception, irrespective of the duration of the pregnancy, which after such separation, breathes or shows any other evidence of life, such as beating of the heart, pulsation of the umbilical cord, or definite improvement voluntary muscles, whether or not the umbilical cord has been cut or the placenta is attached, each product of such a birth is considered live born.

**Marriage** is a special contract of permanent union between a man and woman entered into in accordance with law for the establishment of conjugal and family life.

**Death** refers to the permanent disappearance of all evidence of life at any time after live birth has taken place (postnatal cessation of vital function without capability of resuscitation).

  
**Amelia G. Basilio**  
Chief Statistical Specialist

*jcp/efb/nhd*