



# SPECIAL RELEASE

## SIX RESIDENTS OF MANDALUYONG DIE EACH DAY (Deaths, City of Mandaluyong: 2020)

**Date of Release:** 08 May 2023

**Reference No.** 2023-010

### ***Explanatory Note***

*Data on deaths presented in this release were obtained from the Certificates of Death (Municipal Form No. 103) that were registered at the Office of the City/Municipal Civil Registrars all throughout the country and forwarded to the Philippine Statistics Authority. This release shows an overview of the registered deaths which occurred from January to December 2020, including the 10 leading causes of death. Figures were not adjusted for under registration. Moreover, the figures presented in this special release were based on the usual place of residence of the decease.*

### **Deaths decline by 0.7 percent in 2020 than the previous year**

In 2020, 613,936 deaths were registered in the Philippines; of which 84,355 were residents of National Capital Region (NCR). Compared to previous year, the number of deaths in the Philippines decreased by 1.0 percent; contrary to NCR that increased by 7.3 percent in the same year. Meanwhile in the City of Mandaluyong, 2,219 deaths by its residents were registered in 2020. This is 0.7 percent lower than the previous year. (Refer to the table below)

Table 1. Number of Registered Deaths by Usual Place of Residence: 2019-2020

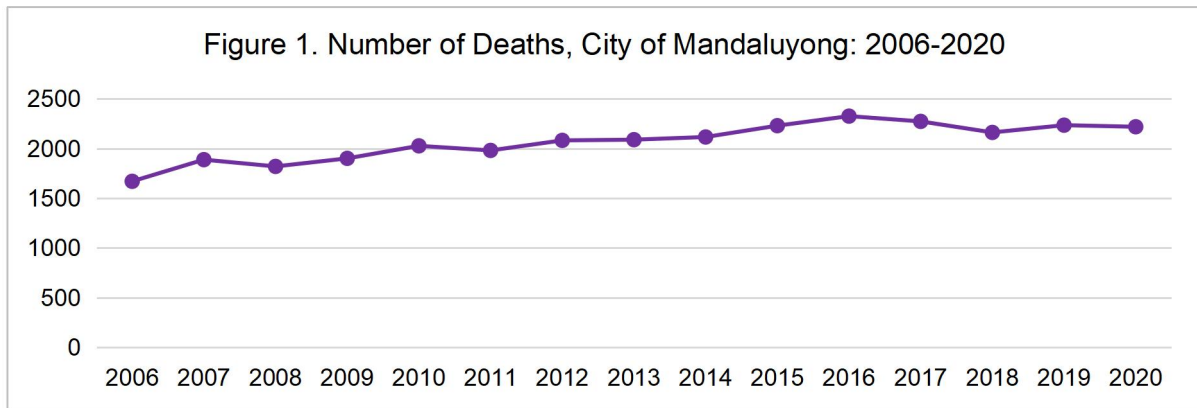
	2020	2019	Growth Rate (%)
Philippines	613,936	620,414	(1.0)
National Capital Region	84,355	78,599	7.3
City of Mandaluyong	2,219	2,235	(0.7)

*Source: Philippine Statistics Authority, 2020 Vital Statistics Report on Death*

Figure 1 reveals that the number of deaths in the City of Mandaluyong was increasing steadily between 2006 to 2016 then showed a fluctuating trend afterwards. From 2006 to 2020, the number of deaths was lowest in 2006 with 1,670 while it reached its peak in 2016 at 2,326.

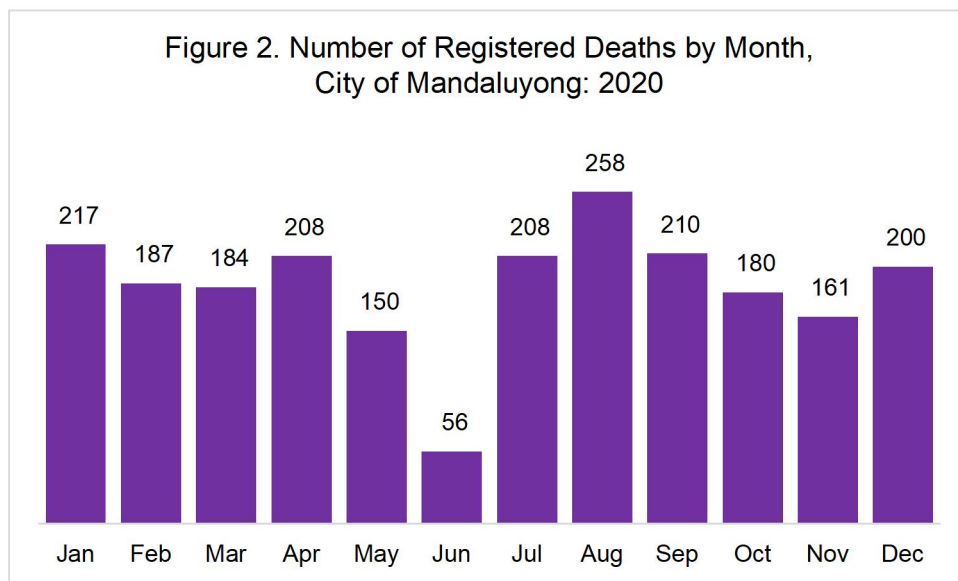


## SPECIAL RELEASE



Source: Philippine Statistics Authority, 2020 Vital Statistics Report on Death

### Most deaths occur in the third quarter



Source: Philippine Statistics Authority, 2020 Vital Statistics Report on Death

The monthly average of deaths by the residents of the city was recorded at 185. This translates to six (6) deaths on the average each day.

Figure 2 above shows the number of registered deaths by month. August occurred the highest number of deaths with 258 (11.6%); followed by January and September with 217 (9.8%) and 210 (9.5%), respectively.

On the contrary, June had the lowest number of occurrences with no more than 100 (56 or 2.5%).



REPUBLIC OF THE PHILIPPINES

PHILIPPINE STATISTICS AUTHORITY

NCR PROVINCIAL STATISTICAL OFFICE I

# SPECIAL RELEASE

## More males die than females

Based on the results from the 2020-registered certificates of death, more male residents of the city died than females. Out of 2,219 deaths, 1,231 (55.5%) were males while 988 (44.5%) were females.

## Deaths soar for older people

Deaths across all age groups increased, except between ages 10 to 14 years old, in 2020. However, it was most prevalent among seniors age 60 years old and over with 1,295 (58.4%). Additionally, in terms of numbers, deaths among seniors were notably high compared with the previous year--soaring by 652 (101.4%). This increase was largely driven by COVID-19 (228 or 17.6%) and acute myocardial infarction, also known as heart attack (198 or 15.3%). Furthermore, deaths among age group 35 to 39 rose faster. In 2019, the deaths were recorded at 38 then doubled (82 or 115.8%) in the succeeding year. (Refer to table below)

Table 2. Number of Deaths by Age Group, City of Mandaluyong: 2019-2020

Age Group	2020	2019	Growth Rate (%)
Total	2,219	1,214	
0-4	59	59	0.0
5-9	5	4	25.0
10-14	3	9	(66.7)
15-19	17	11	54.5
20-24	32	26	23.1
25-29	43	35	22.9
30-34	53	40	32.5
35-39	82	38	115.8
40-44	101	55	83.6
45-49	128	69	85.5
50-54	179	91	96.7
55-59	221	131	68.7
60 & over	1,295	643	101.4
Not Stated	1	3	(66.7)

Source: Philippine Statistics Authority, 2020 Vital Statistics Report on Death



# SPECIAL RELEASE

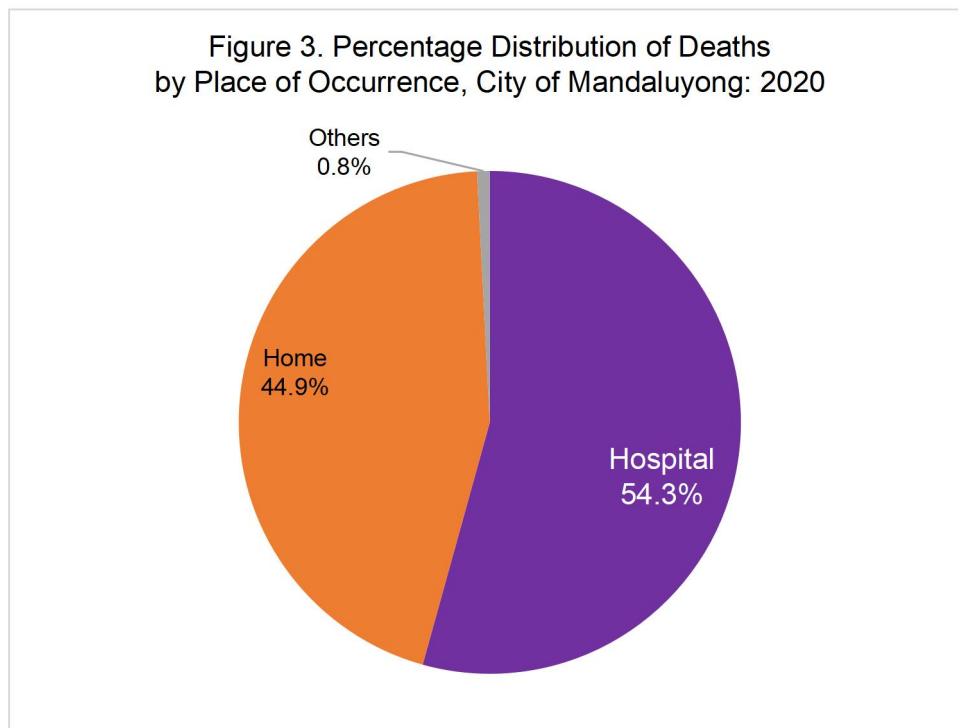
## Six (6) out of 10 deaths are medically attended

In 2020, 1,470 (66.2%) of deaths were medically attended. A death is considered medically attended if a medical assistance was provided by a private physician, public health officer, or hospital authority.

On the other hand, 10 (0.5%) deaths were attended by others--medico legal officer, pathologist, and other medical practitioners. While the rest (739 or 33.3%) is accounted for none or not stated.

## More than half of the number of deaths occurred in the hospital

Figure 3 presents the percentage distribution of the deaths in the City of Mandaluyong by Place of Occurrence. It shows that most of the registered deaths in 2020 occurred in the hospital with 1,205 (54.3%). On the other hand, 996 (44.9%) occurred at home while rest (18 or 0.8%) occurred in places other than home and hospital.



Source: Philippine Statistics Authority, 2020 Vital Statistics Report on Death



REPUBLIC OF THE PHILIPPINES

PHILIPPINE STATISTICS AUTHORITY

NCR PROVINCIAL STATISTICAL OFFICE I

# SPECIAL RELEASE

---

## Nearly 17 out of 100 people die of COVID-19

The top three (3) causes of death in the City of Mandaluyong are COVID-19 with 376 (16.9%), acute myocardial infarction or heart attack with 300 (13.5%), and (3) Type II Diabetes Mellitus with 106 (4.8%).

**AMELIA G. BASILIO**  
(Chief Statistical Specialist)  
Officer-in-Charge



REPUBLIC OF THE PHILIPPINES  
PHILIPPINE STATISTICS AUTHORITY  
NCR PROVINCIAL STATISTICAL OFFICE I

# SPECIAL RELEASE

Table 3. Number of Deaths, City of Mandaluyong: 2006-2020

Year	No. of Deaths	Growth Rate (%)
2006	1,670	
2007	1,888	13.05
2008	1,820	(3.60)
2009	1,901	4.45
2010	2,027	6.63
2011	1,981	(2.27)
2012	2,082	5.10
2013	2,089	0.34
2014	2,116	1.29
2015	2,230	5.39
2016	2,326	4.30
2017	2,273	(2.28)
2018	2,162	(4.88)
2019	2,235	3.38
2020	2,219	(0.72)

Source: Philippine Statistics Authority, Vital Statistics Report on Death

Table 4. Number of Deaths by Month, City of Mandaluyong: 2020

Month	No. of Deaths	Percent (%)
Total	2,219	100.00
January	217	9.8
February	187	8.4
March	184	8.3
April	208	9.4
May	150	6.8
June	56	2.5
July	208	9.4
August	258	11.6
September	210	9.5
October	180	8.1
November	161	7.3
December	200	9.0

Source: Philippine Statistics Authority, 2020 Vital Statistics Report on Death  
Note: Details may not add to 100 due to rounding off.



REPUBLIC OF THE PHILIPPINES

PHILIPPINE STATISTICS AUTHORITY  
NCR PROVINCIAL STATISTICAL OFFICE I

# SPECIAL RELEASE

Table 5. Number of Deaths by Sex, City of Mandaluyong: 2020

Sex	No. of Deaths	Percent (%)
Total	2,219	100.0
Male	1,231	55.5
Female	988	44.5

Source: Philippine Statistics Authority, 2020 Vital Statistics Report on Death

Table 6. Number of Deaths by Attendant at Death, City of Mandaluyong: 2020

Attendant at Death	No. of Deaths	Percent (%)
Total	2,219	100.0
Private Physician	365	16.4
Public Health Officer	248	11.2
Hospital Authority	857	38.6
None	303	13.7
Others	10	0.5
Not Stated	436	19.6

Source: Philippine Statistics Authority, 2020 Vital Statistics Report on Death

Table 7. Number of Deaths by Place of Occurrence, City of Mandaluyong: 2020

Place of Occurrence	No. of Deaths	Percent (%)
Total	2,219	100.0
Hospital	1,205	54.3
Home	996	44.9
Others	18	0.8

Source: Philippine Statistics Authority, 2020 Vital Statistics Report on Death

Table 8. Top three (3) Causes of Death, City of Mandaluyong: 2020

	Cause of Death	No. of Deaths	Percent (%)
1.	U07 COVID-19	376	16.9
2.	I21 Acute myocardial infarction	300	13.5
3.	E11 Type II diabetes mellitus	106	4.8

Source: Philippine Statistics Authority, 2020 Vital Statistics Report on Death (Unpublished)



REPUBLIC OF THE PHILIPPINES

PHILIPPINE STATISTICS AUTHORITY

NCR PROVINCIAL STATISTICAL OFFICE I

# SPECIAL RELEASE

Table 9. Top three (3) Causes of Death among Senior Citizens, City of Mandaluyong: 2020

	Cause of Death	No. of Deaths	Percent (%)
1.	U07 COVID-19	228	17.6
2.	I21 Acute myocardial infarction	198	15.3
3.	E11 Type II diabetes mellitus	78	6.0

Source: Philippine Statistics Authority, 2020 Vital Statistics Report on Death (Unpublished)