



SPECIAL RELEASE

Ninety-nine percent of births are medically attended in the City of Mandaluyong in 2017!

Date of Release: 10 July 2019

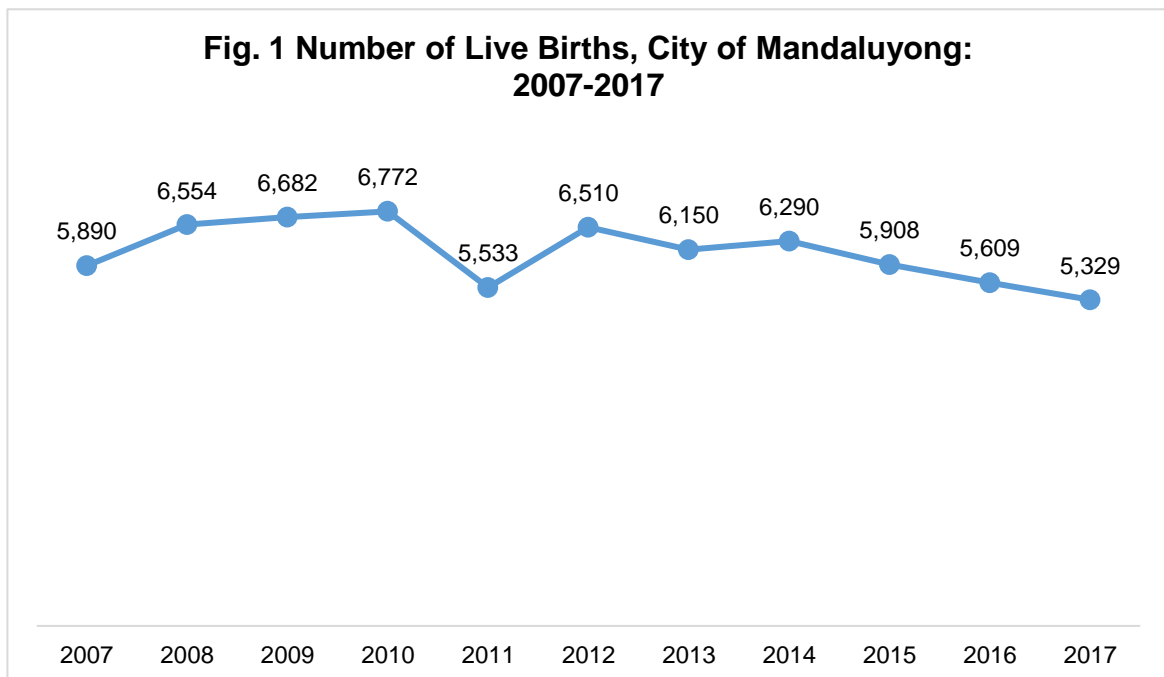
Reference No. 2019- 012

EXPLANATORY NOTES

Data on births presented in this release were obtained from the Certificates of Live Birth (Municipal Form No. 102) that were registered at the Office of the City/Municipal Civil Registrar of City of Mandaluyong and forwarded to the Philippine Statistics Authority. Information presented includes registered births which occurred from January to December 2017. Figures presented are not adjusted for under-registration.

Number of Live Births in the city gradually decreases

A total of 5,329 births occurred in the City of Mandaluyong in 2017. This number was 4.99 percent lower than the previous year.



Throughout the last 11 years, from 2007-2017, the number of live births registered in the city was gradually decreasing. It was 2011 when it showed a rapid decrease by 18.30 percent.

More babies are born in October

On the average, 444 babies were born every month in the city.

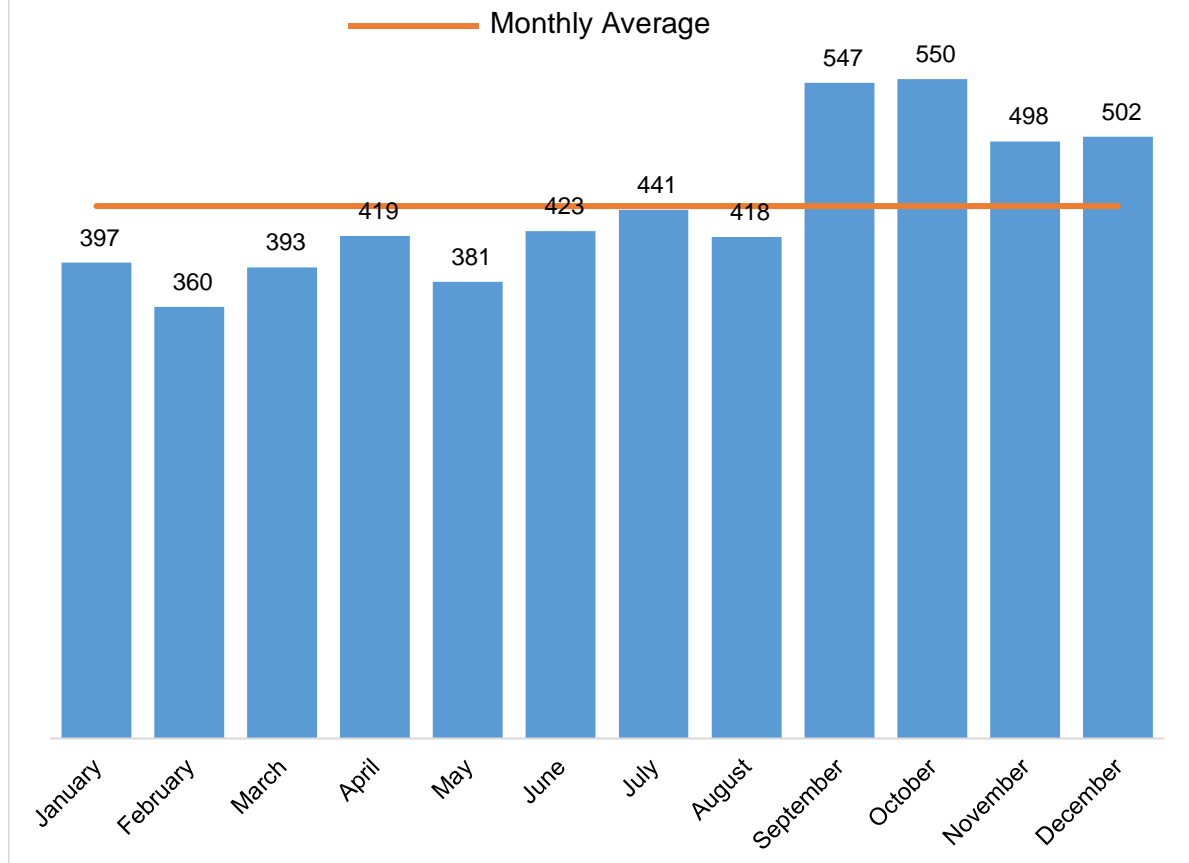
The average daily birth occurrences in the city registered at 15 births.

Most of the babies were born in the last four months. October registered the highest birth occurrences with 550 (10.32%), followed by September with 547 (10.26%) and December with 502 (9.42%). These months, including November with 498 (9.35%) surpassed the monthly average of babies born in the city.

On the other hand, months of January, February, March, and May had the least number of birth occurrences with less than 400 babies.




Fig. 2 Number of Live Births by Month, City of Mandaluyong: 2017



More males are born than females

The result of the 2017 Vital Statistics showed that 52.56 percent of the newborns were males while 47.44 percent were females, resulting to a sex ratio of 111 males per 100 females.



Ninety-nine percent of births are medically attended

Medically attended births are those attended by Health Professionals such as physicians, nurses, and midwives. In 2017, 5,294 (99.34%) births were medically attended while 33 (0.62%) were attended by traditional hilot/unlicensed midwives and two (0.04%) were not stated.

TECHNICAL NOTES

Vital Acts and Events

Include births, deaths, marriages, and all such events that have something to do with an individual's entrance and departure from life together with the changes in civil status that may occur to a person during his/her lifetime.

Civil Registration

The continuous, permanent, compulsory and universal recording of the occurrence and characteristics of vital events (*live birth, death, fetal death, marriage, divorce, annulment, judicial separation, adoption, legitimation and recognition*)

Vital Statistics

are statistics referring to births, deaths and marriages.

Place of registration

is the city/municipality where the event is to be registered. Generally, it is the office of the Local Civil Registrar of the place of occurrence.

Live Birth

is a complete expulsion or extraction from its mother of a product of conception, irrespective of the duration of the pregnancy, which after such separation, breathes or shows any other evidence of life, such as beating of the heart, pulsation of the umbilical cord, or definite movement of voluntary muscles, whether or not the umbilical cord has been cut or the placenta is attached; each product of such a birth is considered live born.

Sex Ratio

refers to the number of males per one hundred females.

(SGD.) DANILO R. CUBINAR

Chief Statistical Specialist

TABLE 1. Number of Live Births, City of Mandaluyong: 2007-2017

Year	Number
2007	5,890
2008	6,554
2009	6,682
2010	6,772
2011	5,533
2012	6,510
2013	6,150
2014	6,290
2015	5,908
2016	5,609
2017	5,329

Source: 2017 Vital Statistics, Philippine Statistics Authority

TABLE 2. Number and Percent Distribution of Live Births by Month, City of Mandaluyong: 2017

Month	Number	Percent
Total	5,329	100.00
January	397	7.45
February	360	6.76
March	393	7.37
April	419	7.86
May	381	7.15
June	423	7.94
July	441	8.28
August	418	7.84
September	547	10.26
October	550	10.32
November	498	9.35
December	502	9.42

Source: 2017 Vital Statistics, Philippine Statistics Authority

TABLE 3. Number and Percent Distribution of Live Births by Sex, City of Mandaluyong: 2017

Sex	Number	Percent
Total	5,329	100.00
Male	2,801	52.56
Female	2,528	47.44

Source: 2017 Vital Statistics, Philippine Statistics Authority

TABLE 4. Number and Percent Distribution of Live Births by Attendant at Birth, City of Mandaluyong: 2017

Attendant at Birth	Number	Percent
Total	5,329	100.00
Health Professionals (Physicians, Nurses, Midwives)	5,294	99.34
Traditional Birth Attendants	33	0.62
Others	-	-
Not stated	2	0.04

Source: 2017 Vital Statistics, Philippine Statistics Authority