



SPECIAL RELEASE

City of Manila recorded 162 births daily in 2017!

Date of Release: 10 July 2019

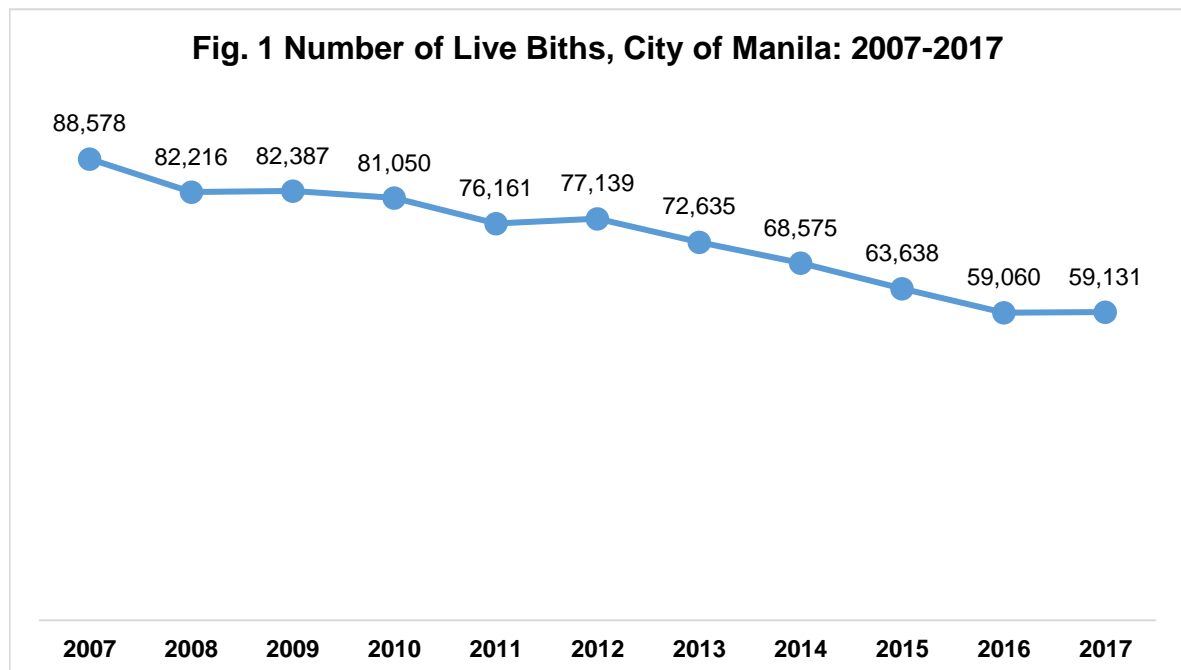
Reference No. 2019- 013

EXPLANATORY NOTES

Data on births presented in this release were obtained from the Certificates of Live Birth (Municipal Form No. 102) that were registered at the Office of the City/Municipal Civil Registrar of City of San Juan and forwarded to the Philippine Statistics Authority. Information presented includes registered births which occurred from January to December 2017. Figures presented are not adjusted for under-registration.

Number of Live Births in the city gradually decreases

A total of 59,131 births occurred in the City of Manila in 2017. This number was 0.12 percent higher than the previous year.



Throughout the last 11 years, from 2007-2017, the number of live births registered in the city was gradually decreasing. It was 2011 when it showed a rapid decrease by 6,362.

More babies are born in October

On the average, 4,928 babies were born every month in the city.

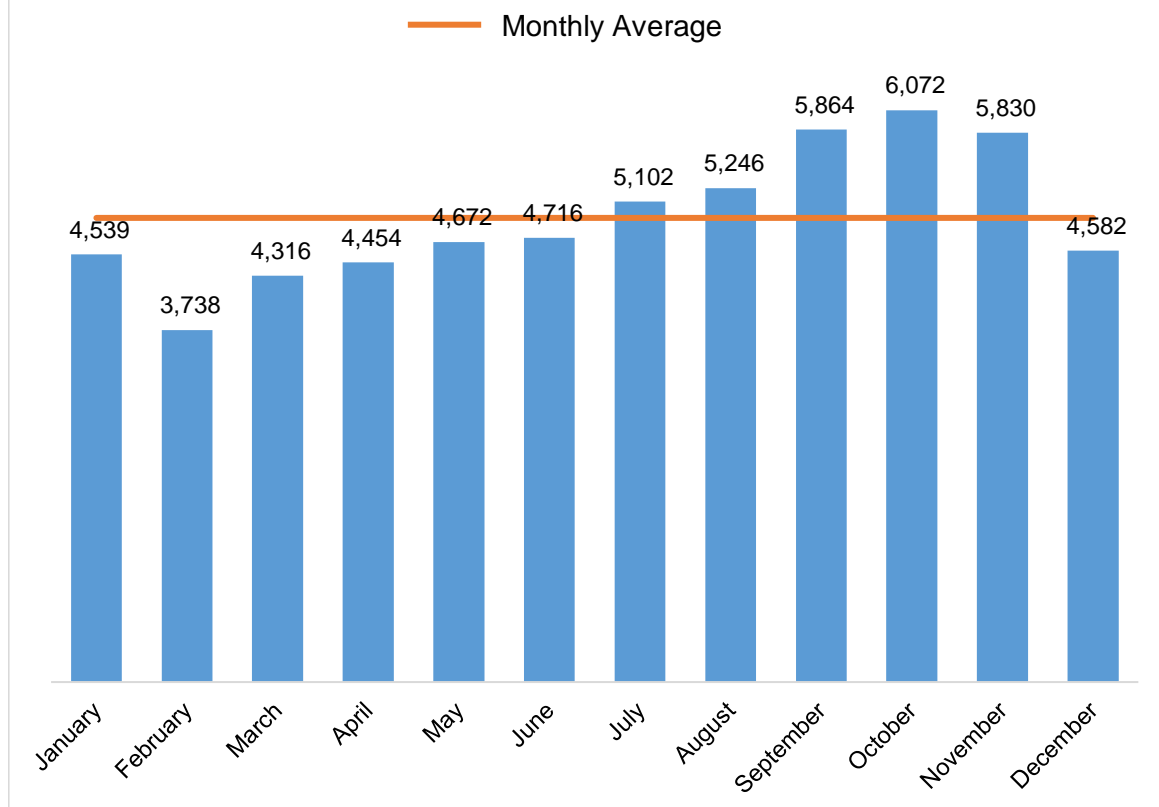
The average daily birth occurrences in the city registered at 162 births.

More of the babies were born in the second semester of the year. October registered the highest birth occurrences with 6,072 (10.27%), followed by September with 5,864 (9.92%) and November with 5,830 (9.86%). These months, including August with 5,246 (8.87%) and July with 5,102 (8.63), surpassed the monthly average of babies born in the city.

On the other hand, February had the least number of birth occurrences with 3,738 (6.32%).




Fig. 2 Number of Live Births by Month, City of Manila: 2017



More males are born than females

The result of the 2017 Vital Statistics showed that 52.35 percent of the newborns were males while 47.65 percent were females, resulting to a sex ratio of 110 males per 100 females.



Ninety-nine percent of births are medically attended

Medically attended births are those attended by Health Professionals such as physicians, nurses, and midwives. In 2017, 58,674 (99.23%) births were medically attended while 387 (0.65%) were attended by traditional hilot/unlicensed midwives, 69 (0.12%) were attended by others and one was not stated.

TECHNICAL NOTES

Vital Acts and Events

Include births, deaths, marriages, and all such events that have something to do with an individual's entrance and departure from life together with the changes in civil status that may occur to a person during his/her lifetime.

Civil Registration

The continuous, permanent, compulsory and universal recording of the occurrence and characteristics of vital events (*live birth, death, fetal death, marriage, divorce, annulment, judicial separation, adoption, legitimation and recognition*)

Vital Statistics

are statistics referring to births, deaths and marriages.

Place of registration

is the city/municipality where the event is to be registered. Generally, it is the office of the Local Civil Registrar of the place of occurrence.

Live Birth

is a complete expulsion or extraction from its mother of a product of conception, irrespective of the duration of the pregnancy, which after such separation, breathes or shows any other evidence of life, such as beating of the heart, pulsation of the umbilical cord, or definite movement of voluntary muscles, whether or not the umbilical cord has been cut or the placenta is attached; each product of such a birth is considered live born.

Sex Ratio

refers to the number of males per one hundred females.

(SGD.) DANILO R. CUBINAR

Chief Statistical Specialist

TABLE 1. Number of Live Births, City of Manila: 2007-2017

Year	Number
2007	88,578
2008	82,216
2009	82,387
2010	81,050
2011	76,161
2012	77,139
2013	72,635
2014	68,575
2015	63,638
2016	59,060
2017	59,131

Source: 2017 Vital Statistics, Philippine Statistics Authority

TABLE 2. Number and Percent Distribution of Live Births by Month, City of Manila: 2017

Month	Number	Percent
Total	59,131	100.00
January	4,539	7.68
February	3,738	6.32
March	4,316	7.30
April	4,454	7.53
May	4,672	7.90
June	4,716	7.98
July	5,102	8.63
August	5,246	8.87
September	5,864	9.92
October	6,072	10.27
November	5,830	9.86
December	4,582	7.75

Source: 2017 Vital Statistics, Philippine Statistics Authority

TABLE 3. Number and Percent Distribution of Live Births by Sex, City of Manila: 2017

Sex	Number	Percent
Total	59,131	100.00
Male	30,954	52.35
Female	28,177	47.65

Source: 2017 Vital Statistics, Philippine Statistics Authority

TABLE 4. Number and Percent Distribution of Live Births by Attendant at Birth, City of Manila: 2017

Attendant at Birth	Number	Percent
Total	59,131	100.00
Health Professionals (Physicians, Nurses, Midwives)	58,674	99.23
Traditional Birth Attendants	387	0.65
Others	69	0.12
Not stated	1	0.00

Source: 2017 Vital Statistics, Philippine Statistics Authority