



SPECIAL RELEASE

SIX BABIES ARE BORN DAILY IN THE CITY OF SAN JUAN!

Date of Release: 10 July 2019

Reference No. 2019- 011

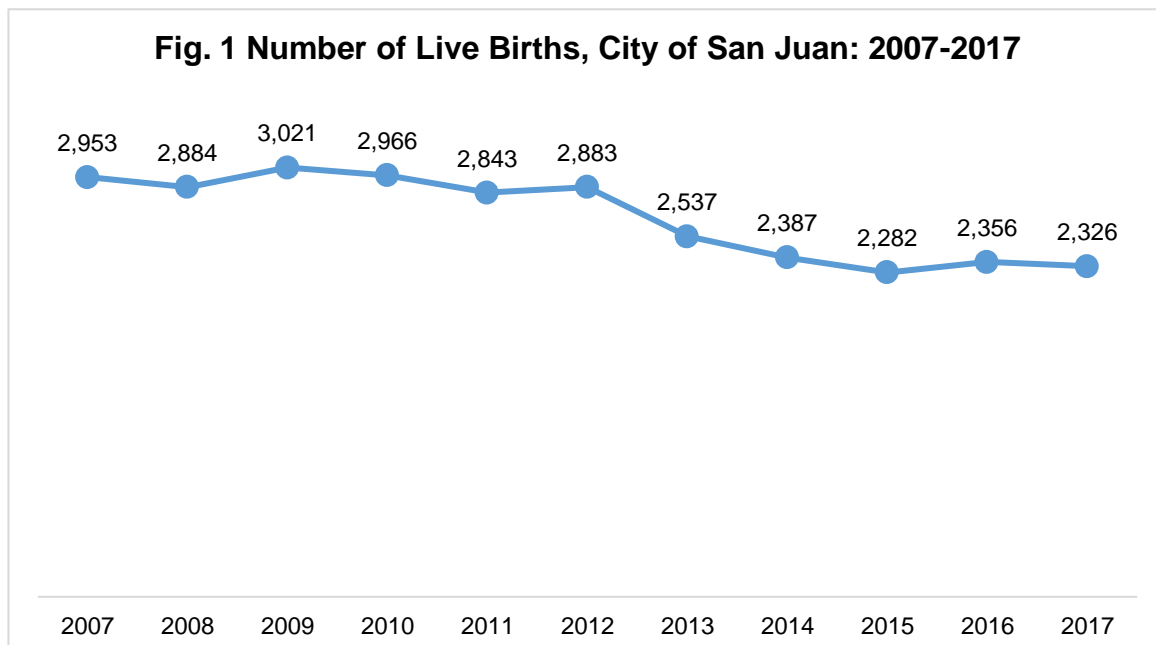
EXPLANATORY NOTES

Data on births presented in this release were obtained from the Certificates of Live Birth (Municipal Form No. 102) that were registered at the Office of the City/Municipal Civil Registrar of City of San Juan and forwarded to the Philippine Statistics Authority. Information presented includes registered births which occurred from January to December 2017. Figures presented are not adjusted for under-registration.

Number of Live Births in the city gradually decreases

A total of 2,326 births occurred in the City of San Juan in 2017. This number was 1.27 percent lower than the previous year.

Fig. 1 Number of Live Births, City of San Juan: 2007-2017



Throughout the last 11 years, from 2007-2017, the number of live births registered in the city was gradually decreasing. It was 2013 when it showed a rapid decrease by 12.00 percent.

More babies are born in October

On the average, 194 babies were born every month in the city.

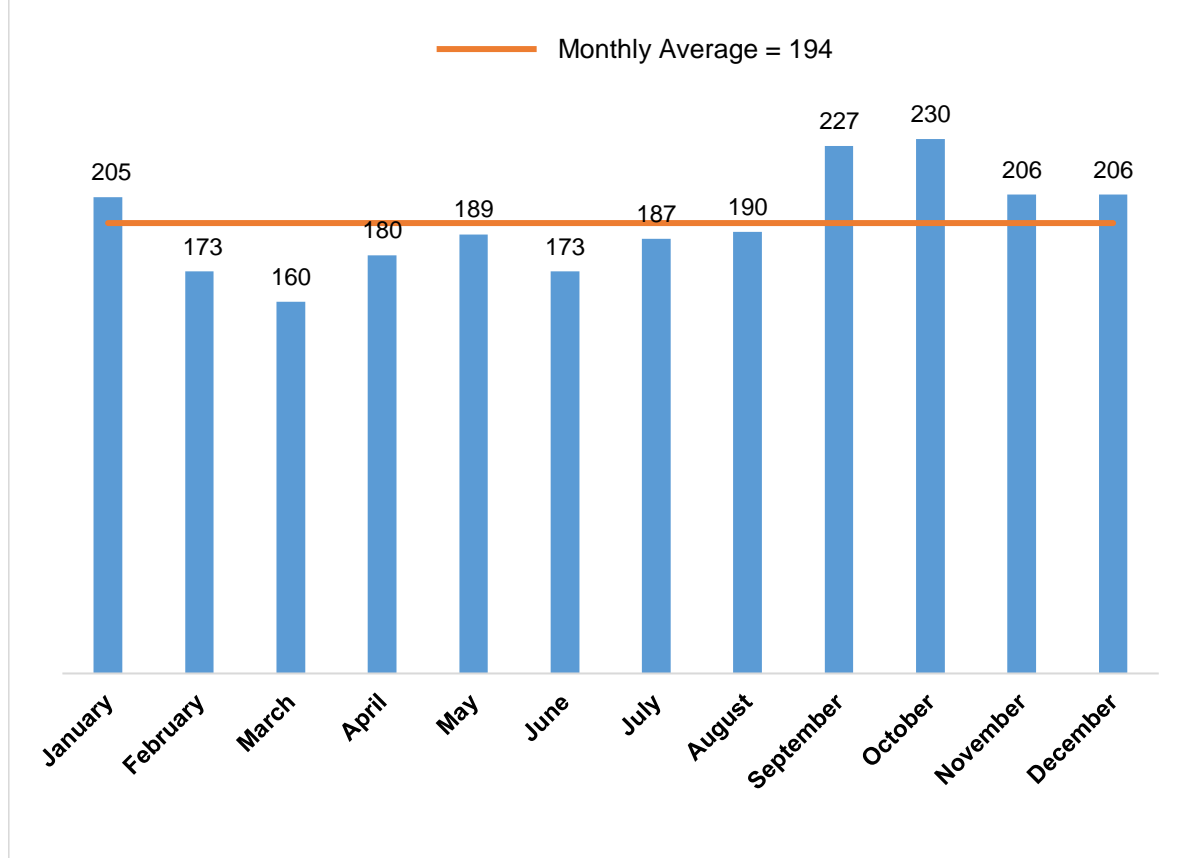
More of the babies were born in the last four months. October registered the highest birth occurrences with 230 (9.89%), followed by September with 227 (9.76%) and both November and December with 206 (8.86%). These months, including January with 205 (8.81%) surpassed the monthly average of babies born in the city.

The average daily birth occurrences in the city registered at 6 births.

On the other hand, months of March, February, and June had the least number of birth occurrences with less than 180 babies.

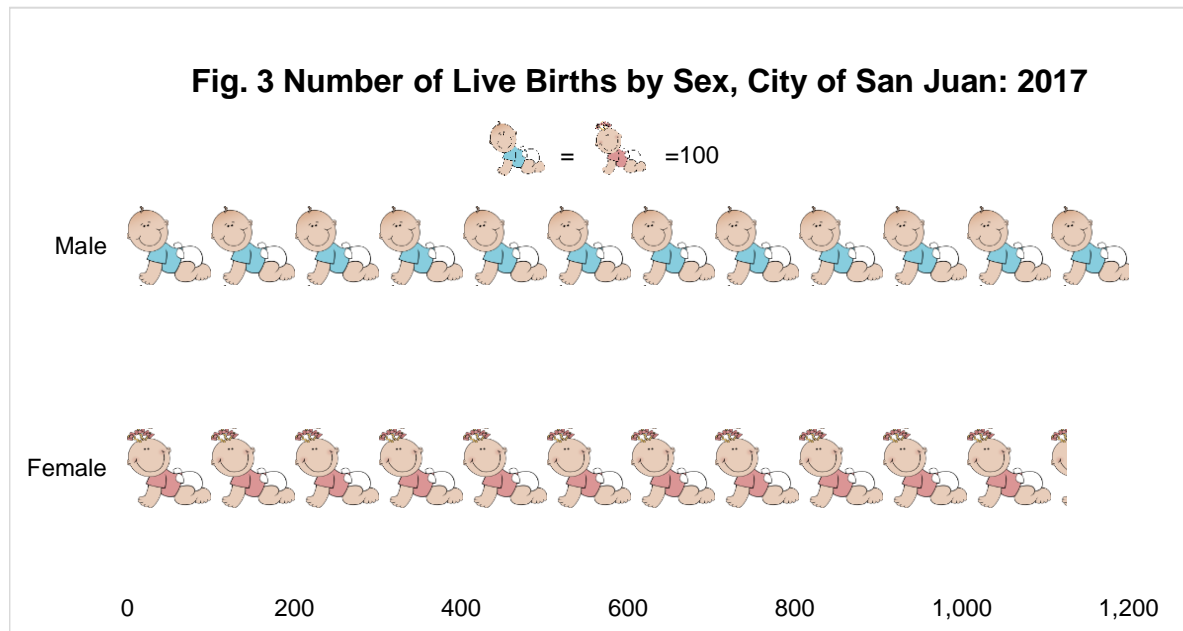


Fig. 2 Number of Live Births by Month, City of San Juan: 2017



More males are born than females

The result of the 2017 Vital Statistics showed that 51.59 percent of the newborns were males while 48.41 percent were females, resulting to a sex ratio of 106 males per 100 females.



Ninety-nine percent of births are medically attended

Medically attended births are those attended by Health Professionals such as physicians, nurses, and midwives. In 2017, 2,325 (99.96%) births were medically attended while only one (0.04%) were attended by traditional hilot/unlicensed midwives.

TECHNICAL NOTES

Vital Acts and Events

Include births, deaths, marriages, and all such events that have something to do with an individual's entrance and departure from life together with the changes in civil status that may occur to a person during his/her lifetime.

Civil Registration

The continuous, permanent, compulsory and universal recording of the occurrence and characteristics of vital events (*live birth, death, fetal death, marriage, divorce, annulment, judicial separation, adoption, legitimation and recognition*)

Vital Statistics

are statistics referring to births, deaths and marriages.

Place of registration

is the city/municipality where the event is to be registered. Generally, it is the office of the Local Civil Registrar of the place of occurrence.

Live Birth

is a complete expulsion or extraction from its mother of a product of conception, irrespective of the duration of the pregnancy, which after such separation, breathes or shows any other evidence of life, such as beating of the heart, pulsation of the umbilical cord, or definite movement of voluntary muscles, whether or not the umbilical cord has been cut or the placenta is attached; each product of such a birth is considered live born.

Sex Ratio

refers to the number of males per one hundred females.

(SGD.) DANILO R. CUBINAR

Chief Statistical Specialist

TABLE 1. Number of Live Births, City of San Juan: 2007-2017

Year	Number
2007	2,953
2008	2,884
2009	3,021
2010	2,966
2011	2,843
2012	2,883
2013	2,537
2014	2,387
2015	2,282
2016	2,356
2017	2,326

Source: 2017 Vital Statistics, Philippine Statistics Authority

TABLE 2. Number and Percent Distribution of Live Births by Month, City of San Juan: 2017

Month	Number	Percent
Total	2,326	100.00
January	205	8.81
February	173	7.44
March	160	6.88
April	180	7.74
May	189	8.13
June	173	7.44
July	187	8.04
August	190	8.17
September	227	9.76
October	230	9.89
November	206	8.86
December	206	8.86

Source: 2017 Vital Statistics, Philippine Statistics Authority

TABLE 3. Number and Percent Distribution of Live Births by Sex, City of San Juan: 2017

Sex	Number	Percent
Total	2,326	100.00
Female	1,126	48.41
Male	1,200	51.59

Source: 2017 Vital Statistics, Philippine Statistics Authority

TABLE 4. Number and Percent Distribution of Live Births by Attendant at Birth, City of San Juan: 2017

Attendant at Birth	Number	Percent
Total	2,326	100.00
Health Professionals (Physicians, Nurses, Midwives)	2,325	99.96
Traditional Birth Attendants	1	0.04

Source: 2017 Vital Statistics, Philippine Statistics Authority