



SPECIAL RELEASE

MORE BABIES BORN BEFORE COVID-19 PANDEMIC (Live Births, City of Manila: 2020)

Date of Release: 22 February 2022

Reference No. 2022-004

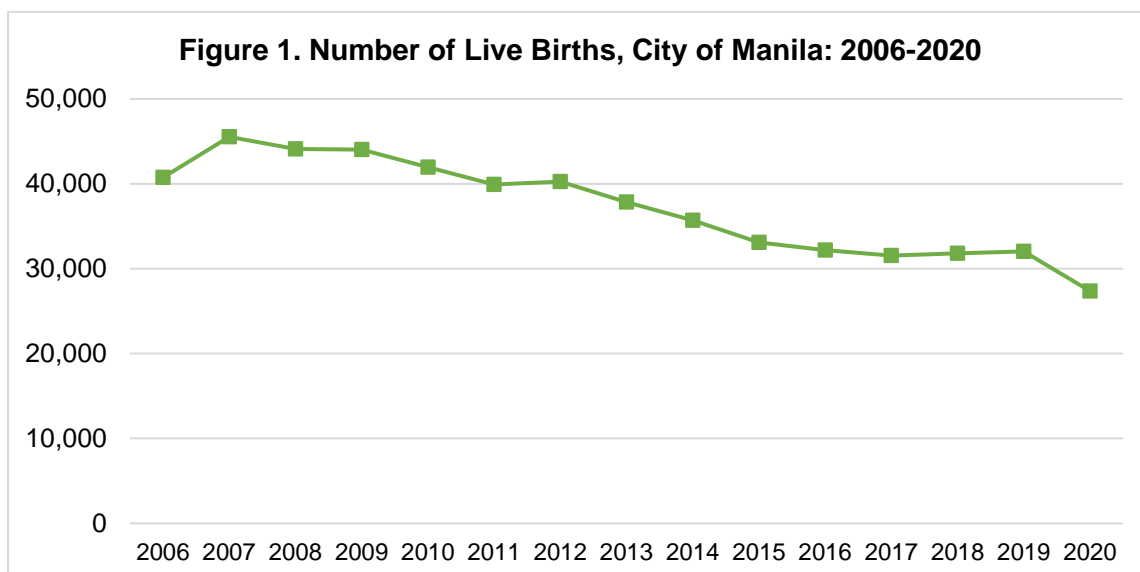
EXPLANATORY NOTES

Data on births presented in this release were obtained from the Certificates of Live Birth (Municipal Form No. 102) that were registered at the Office of the City/Municipal Civil Registrars all throughout the country and forwarded to the Philippine Statistics Authority. Information presented include registered births which occurred from January to December 2020. The details in this special release are based on the usual place of residence of the mother.

Not more than 30,000 babies born to mothers residing in the City of Manila

The number of registered live births born to mothers residing in the City of Manila reached to 27,375 in 2020. On the average, 75 babies were born daily or three (3) babies every hour.

Over the last 15 years, the number of registered live births from 2006 to 2020 decreased by 32.8 percent. Year 2007 recorded the highest number of registered live births with 45,530 while year 2020 registered the lowest count with 27,375.



Source: Philippine Statistics Authority, 2020 Vital Statistics

Year 2020 marks the start of COVID-19 pandemic. This phenomenon may have affected the number of live births in the City of Manila. Consequently, more babies were born before the pandemic.

Furthermore, 14,344 babies (52.4%) were male while 13,031 (47.6%) were female—resulting to a sex ratio of 110 males for every 100 females.

Most of the babies are born to mothers residing in Tondo

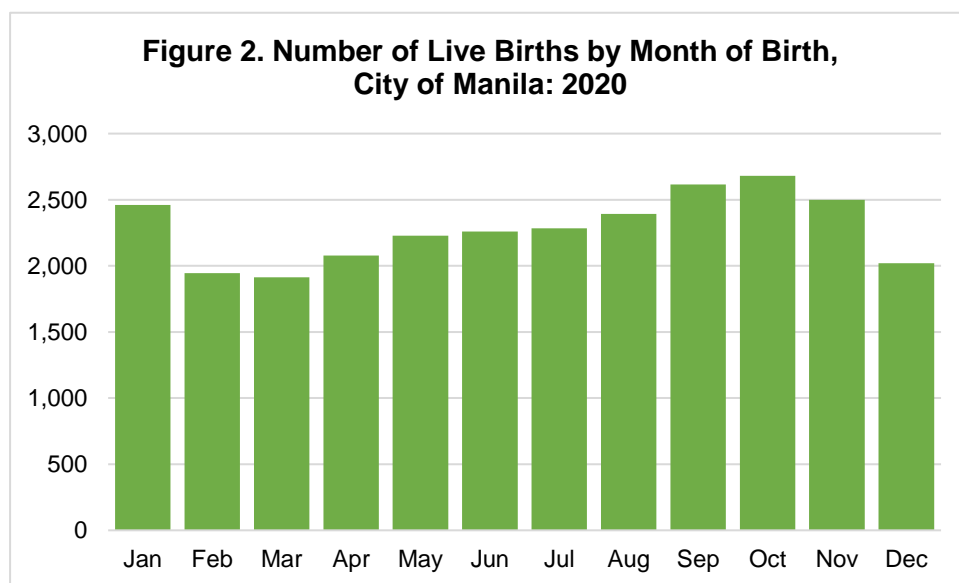
The City of Manila consists of 14 administrative districts, namely: (a) Tondo; (b) Binondo; (c) Quiapo; (d) San Nicolas; (e) Santa Cruz; (f) Sampaloc; (g) San Miguel; (h) Ermita; (i) Intramuros; (j) Malate; (k) Paco; (l) Pandacan; (m) Port Area; and (n) Santa Ana.

Tondo registered the highest number of live births. Out of 27,375 live births, 10,552 (38.5%) were born to mothers residing in Tondo. This was followed by Sampaloc with 4,793 (17.5%). Meanwhile, San Nicolas recorded the lowest count with 22 (0.1%).

Highest occurrence of births recorded in October

On the average, 2,281 live births occurred every month. October recorded the highest birth occurrence with 2,680 (9.8%), followed by September and November with 2,616 (9.6%) and 2,499 (9.1%), respectively.

On the contrary, March recorded the lowest count with 1,913 (7.0%).



Source: Philippine Statistics Authority, 2020 Vital Statistics

Four (4) out of ten births delivered at home are medically attended

Out of 27,375 live births, 26,682 (97.5%) occurred in hospitals while 660 (2.4%) were at home. Rest were delivered in other places like vehicle, vessel, or airplane.

Although 660 live births were delivered at home, 272 (41.2%) were (medically) attended by health professionals which may either be physician, nurse, or midwife.

However, 283 (42.9%) of live births delivered at home were attended by traditional birth attendant or *hilot*.

In the Philippines, some local government units released ordinances prohibiting traditional birth attendants, or *hilot*, to deliver babies and babies shall be delivered by professional health practitioners in health facilities only.

Table 1. Number of Live Births by Attendant at Birth and Type of Place of Occurrence, City of Manila: 2020

Attendant at Birth	Type of Place of Occurrence			
	Total	Hospital	Home	Others
Total	27,375	26,682	660	33
Physician	24,700	24,686	7	7
Nurse	49	45	4	0
Midwife	2,213	1,951	261	1
Traditional Birth Attendant	284	0	283	1
Others	129	0	105	24

Source: Philippine Statistics Authority, 2020 Vital Statistics

Overall, 26,962 (98.5%) live births were medically and not more than 300 were delivered by traditional birth attendant, or *hilot*. Meanwhile, 129 were delivered by others.

Over 3,000 babies are of low birthweight

Low birthweight is a condition where the weight of an infant at birth is less than 2.5 kilograms or 2,500 grams. It is associated with fetal and neonatal mortality and morbidity, inhibited growth and cognitive development, and non-communicable diseases (World Health Organization, n.d.)

In the City of Manila, it was recorded that 3,308 (12.1%) of babies are of low birthweight. On the other hand, 24,032 (87.8%) babies weighed about 2,500 grams or more.

Table 2. Number of Live Births by Birthweight, City of Manila: 2020

Birthweight	No.	Percent (%)
Total	27,375	100.0
< 2,500 grams	3,308	12.1
≥ 2,500 grams	24,032	87.8
Not Stated	35	0.1

Source: Philippine Statistics Authority, 2020 Vital Statistics

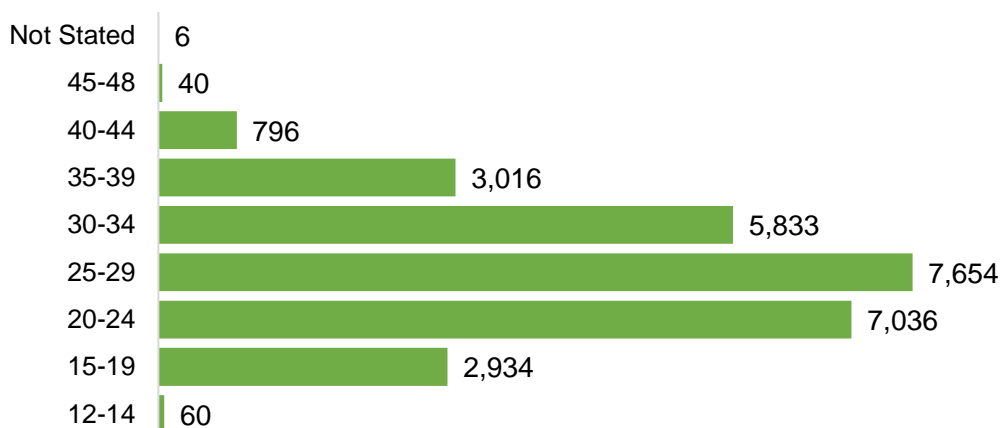
Average age of a woman giving birth is 27 years old

In 2020, the age of the mothers ranged from 12 years old as the youngest to 48 years old as the oldest. On the average, a woman can give birth at the age of 27.

Across all age groups, mothers age 25 to 29 years old delivered the highest number of births with 7,654 (28.0%) followed by mothers age 20 to 24 years old with 7,036 (25.7%).

Meanwhile, two (2) in every 1,000 live births were born to teenage mothers age 19 years old and below.

Figure 2. Number of Live Births by Age Group of the Mother, City of Manila: 2020



Source: Philippine Statistics Authority, 2020 Vital Statistics

Seven (7) out of 10 babies are born out of wedlock

Seven thousand nine hundred forty-three (7,943) or 29.0 percent of live births born to mothers residing in the City of Manila were legitimate. Under Article 225 of the

Civil Code of the Philippines, children conceived or born during the marriage of parents are legitimate.

On the other hand, 19,432 (71.0%) babies were born out of wedlock.

Majority of births are timely registered

Around 25,000 (94.1%) of live births were timely registered. According to Commonwealth Act No. 3753, Certification of Live Births shall be registered not later than 30 days after the birth. Beyond the reglementary period shall be considered late.

In 2020, not more than 2,000 live births (5.9%) were registered late.



DANILO R. CUBINAR
Chief Statistical Specialist

Table 3. Number of Live Births, City of Manila: 2006-2020

Year	Total	Male	Female
2006	40,751	21,082	19,669
2007	45,530	23,747	21,783
2008	44,117	22,884	21,233
2009	44,047	22,729	21,318
2010	41,967	21,728	20,239
2011	39,904	20,779	19,125
2012	40,248	20,880	19,368
2013	37,834	19,704	18,130
2014	35,711	18,467	17,244
2015	33,108	17,329	15,779
2016	32,182	16,749	15,433
2017	31,536	16,509	15,027
2018	31,797	16,586	15,211
2019	32,055	16,727	15,328
2020	27,375	14,344	13,031

Source: Philippine Statistics Authority, 2020 Vital Statistics

Table 4. Number of Live Births by Area, City of Manila: 2020

Area	Number	Percent (%)
Total	27,375	100.0
Tondo	10,552	38.5
Binondo	940	3.4
Quiapo	559	2.0
San Nicolas	22	0.1
Santa Cruz	2,218	8.1
Sampaloc	4,793	17.5
San Miguel	191	0.7
Ermita	279	1.0
Intramuros	84	0.3
Malate	1,570	5.7
Paco	1,150	4.2
Pandacan	1,128	4.1
Port Area	1,183	4.3
Santa Ana	2,706	9.9

Source: Philippine Statistics Authority, 2020 Vital Statistics

Note: Details may not add up due to rounding.

Table 5. Number of Live Births by Month, City of Manila: 2020

Month	Number	Percent (%)
Total	27,375	100.0
January	2,461	9.0
February	1,945	7.1
March	1,913	7.0
April	2,077	7.6
May	2,228	8.1
June	2,260	8.3
July	2,283	8.3
August	2,392	8.7
September	2,616	9.6
October	2,680	9.8
November	2,499	9.1
December	2,021	7.4

Source: Philippine Statistics Authority, 2020 Vital Statistics

Table 6. Number of Live Births by Legitimacy Status, City of Manila: 2020

Legitimacy Status	Number	Percent (%)
Total	27,375	100.0
Legitimate	7,943	29.0
Illegitimate	19,432	71.0

Source: Philippine Statistics Authority, 2020 Vital Statistics

Table 7. Number of Live Births by Registration Status, City of Manila: 2020

Registration Status	Number	Percent (%)
Total	27,375	100.00
Timely	25,769	94.1
Late	1,606	5.9

Source: Philippine Statistics Authority, 2020 Vital Statistics