



SPECIAL RELEASE

2020, lowest marriages recorded over the past 15 years (Marriages, City of Mandaluyong: 2020)

Date of Release: 10 November 2022

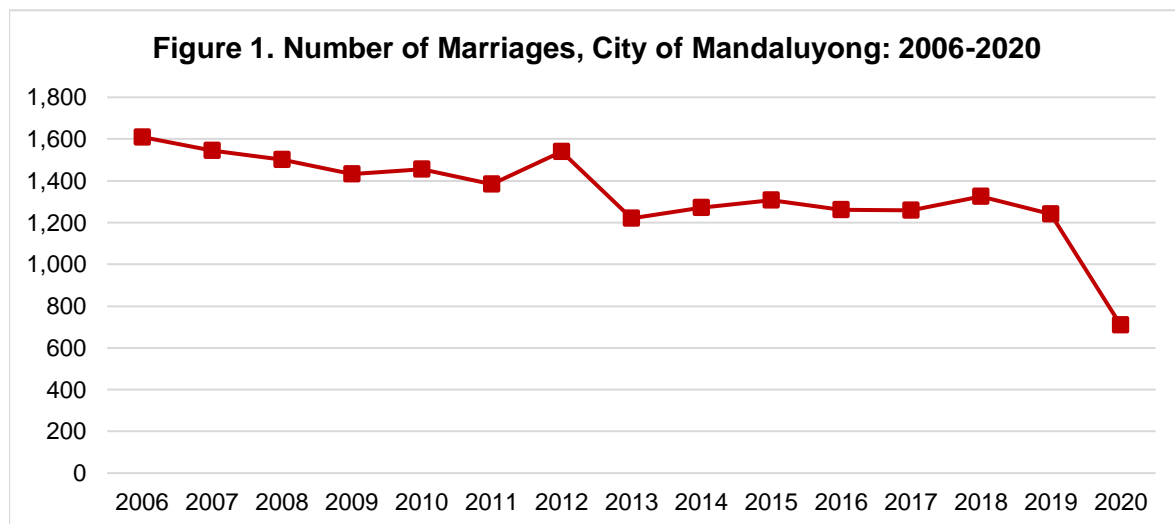
Reference No. 2022-035

EXPLANATORY NOTES

Data on marriages presented in this release were obtained from the Certificates of Marriage (Municipal Form No. 97) that were registered at the Office of the City/Municipal Civil Registrars all throughout the country and forwarded to the Philippine Statistics Authority. Information presented include registered marriages which occurred from January to December 2020.

More than 700 marriages are conducted in the City of Mandaluyong

The National Capital Region (NCR) recorded over 30,000 marriages in 2020. Out of this number, 709 (2.2%) occurred in the City of Mandaluyong—making it the lowest among the 16 cities in NCR.



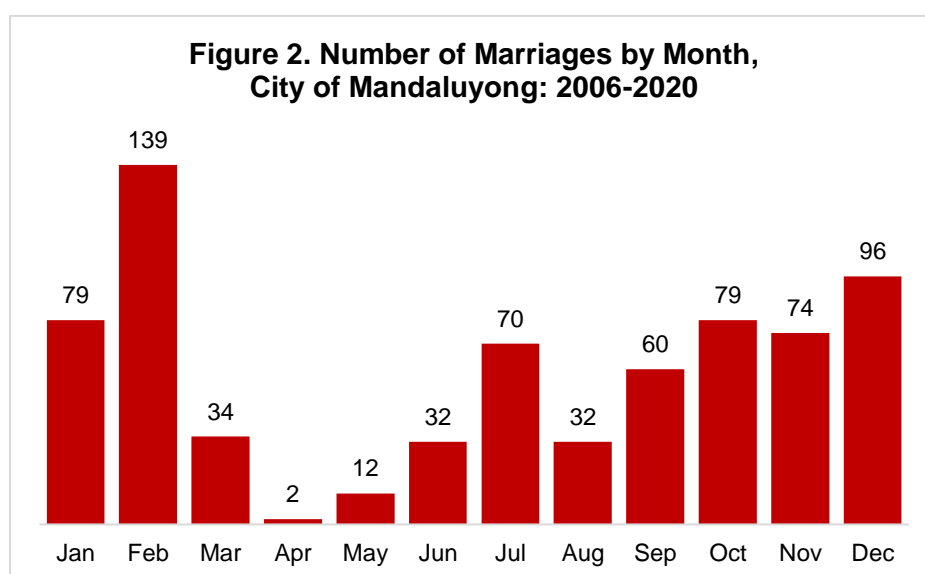
Source: Philippine Statistics Authority, 2020 Vital Statistics on Marriages

Figure 1 above illustrates the number of marriages occurred in the City of Mandaluyong from 2006 to 2020. Over the years, the number of registered marriages were gradually decreasing until in 2020 when it recorded a dramatic drop by 42.9 percent from the previous year. In 2006, about 1,600 marriages were recorded. This is the highest number recorded in the span of 15 years.

First quarter records highest number of marriages

Figure 2 shows the number of marriages in the city by month. In 2020, half the number of registered marriages occurred in February (139 or 50.2%). Aside in February, most marriages also occurred in December and January with 96 (34.7%) and 79 (28.5%), respectively. On the other hand, only two (2) marriages in April were officiated—making it the month with the lowest occurrence.

Moreover, the result indicates that most marriages in the City of Mandaluyong occurred in the first quarter of the year with 252 (35.5%).



Source: Philippine Statistics Authority, 2020 Vital Statistics on Marriages

Six out of 10 marriages are through Civil Ceremony

Table 1. Number of Marriages by Type of Ceremony, City of Mandaluyong: 2020

Type of Ceremony	No.	%
Total	277	100.0
Roman Catholic	102	36.8
Civil Ceremony	102	36.8
Muslim tradition	1	0.4
Other religious rites	72	26.0

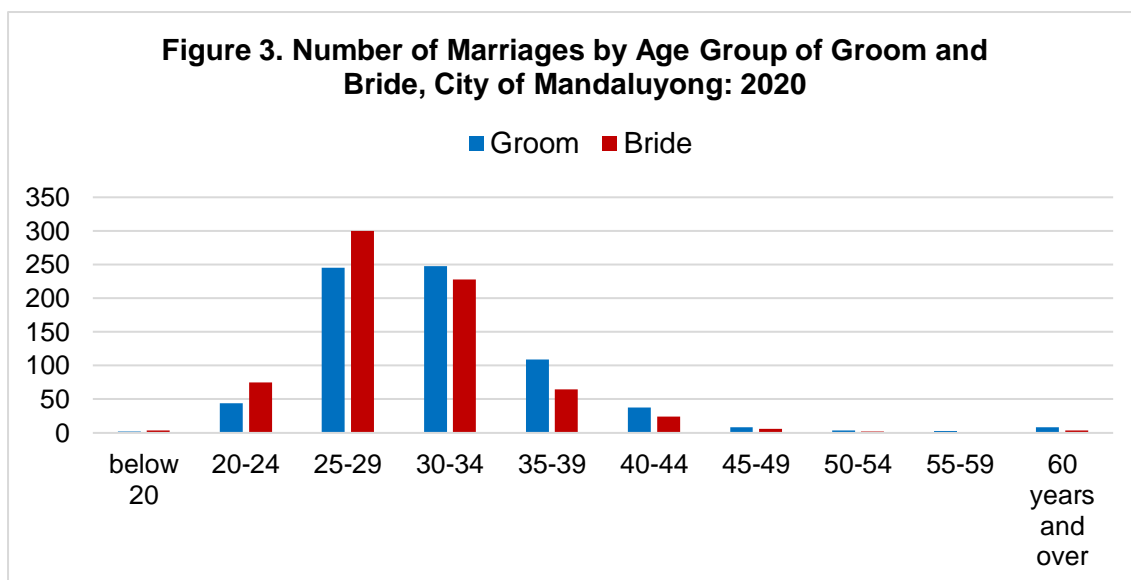
Source: Philippine Statistics Authority, 2020 Vital Statistics on Marriages (Unpublished)

Marriages in the Philippines were celebrated based on religious and/or traditional beliefs such as Roman Catholic Rites, Muslim Tradition, Tribal Ceremony, and other religious rites. In addition, marriages can also be conducted through a civil ceremony which can only be officiated by the consul, incumbent mayor, judge, or in case of *articulo morits*, by ship captain or airplane chief.

In 2020, 416 (58.7%) marriages were conducted through Civil Ceremony while 197 (27.8%) were officiated in Roman Catholic Churches. The remaining were accounted to other religious rites with 96 (13.5%).

On the average, women marry at the age of 29; men at 30

Based on the results of the 2020 Vital Statistics on Marriages, women married between 18 to 68 years old. Meanwhile, men married as young as 19 and as old as 77.



Source: Philippine Statistics Authority, 2020 Vital Statistics on Marriages (Unpublished)

Figure 3 demonstrates the number of marriages by the age group of the groom and the bride. Most men (97 or 35.0%) and women (110 or 39.7%) married between ages 25 to 29. However, on the average, men and women married at ages 31 and 30, respectively.

The result further revealed that only few people wed as they get older.

Thirty-one (31) marriages are transnational

Out of 709 marriages registered in the City of Mandaluyong, 678 were found to be

between both Filipinos. Moreover, the records show that 22 Filipino women and five (5) Filipino men found their love with other nationality.

Table 2. Number of Marriages by Citizenship of Husband and Wife, City of Mandaluyong: 2020

Husband's Citizenship	Wife's Citizenship			Not Stated
	Total	Filipino	Other Nationality	
Total	709	703	5	1
Filipino	684	678	5	1
Other Nationality	22	22	0	0
Not Stated	3	3	0	0

Source: Philippine Statistics Authority, 2020 Vital Statistics (Unpublished)

Two (2) in every 100 marriages were registered late

The Certificate of Marriage of an ordinary marriage must be registered within 15 days following the solemnization while marriages exempt from license requirement have a prescribed period of 30 days.

In 2020, 17 Certificates of Marriage were registered beyond the reglementary period.

Table 3. Number of Marriages by Registration Status, City of Mandaluyong: 2020

Type of Ceremony	No.	%
Total	709	100.0
Timely	692	97.6
Late	17	2.4

Source: Philippine Statistics Authority, 2020 Vital Statistics (Unpublished)



DANILO R. CUBINAR
Chief Statistical Specialist

Table 4. Number of Marriages, City of Mandaluyong: 2020

Year	Number
2006	1,610
2007	1,544
2008	1,501
2009	1,432
2010	1,456
2011	1,384
2012	1,541
2013	1,220
2014	1,271
2015	1,307
2016	1,262
2017	1,258
2018	1,326
2019	1,242
2020	709

Source: Philippine Statistics Authority, 2020 Vital Statistics on Marriages

Table 5. Number of Marriages by Age Group of Groom and Bride, City of Mandaluyong: 2020

Age Group	Groom	Bride
Total	709	709
below 20	2	4
20-24	44	75
25-29	245	300
30-34	248	228
35-39	109	65
40-44	38	24
45-49	8	6
50-54	4	2
55-59	3	1
60 years and over	8	4

Source: Philippine Statistics Authority, 2020 Vital Statistics on Marriages (Unpublished)