



SPECIAL RELEASE

VITAL STATISTICS, CITY OF MANILA: 2021 SECOND QUARTER (PRELIMINARY)

Date of Release: 30 June 2022
Reference No. 2022 – 018

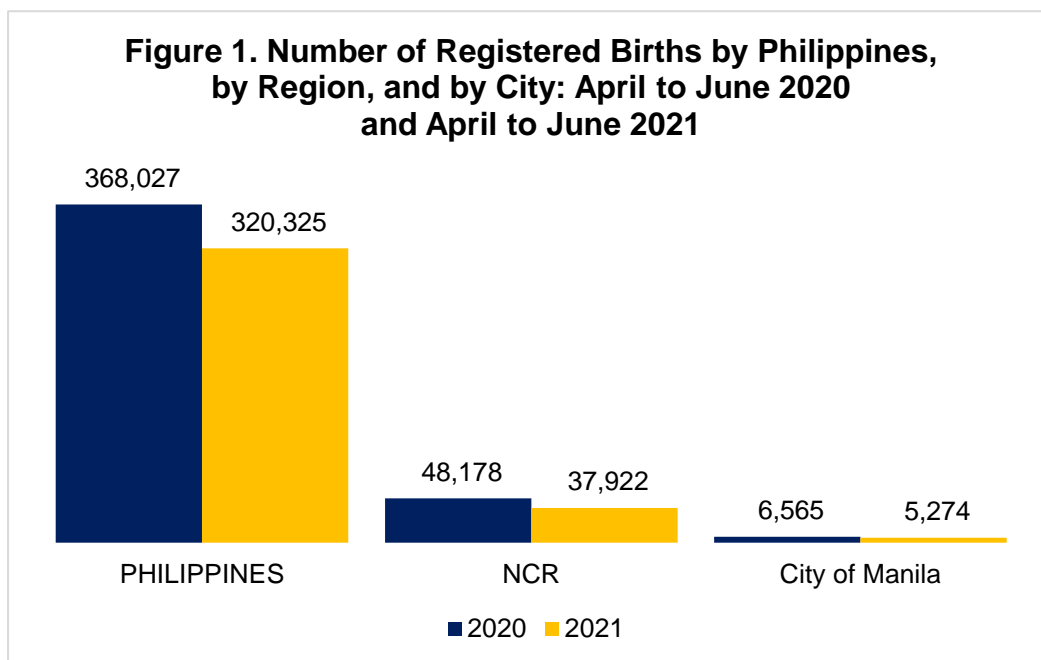
EXPLANATORY NOTE

The data on the number of births, marriages, and deaths (vital events) presented in this release were obtained from the vital events registered, either timely or belatedly, at the appropriate Office of the City/Municipal Civil Registrar of the City of Manila and forwarded to the Philippine Statistics Authority. The information presented includes the vital events that occurred from the period of April to June 2020 and 2021 (as of 28 February 2022). Thus, the figures presented herein are still preliminary and may differ from the final count. The vital events of Filipinos abroad are not yet included in this release, but Filipinos whose usual residence is abroad and foreign nationals with vital events occurring in the country during the reference period were included in this report.

SECOND QUARTER OF 2021 BIRTHS

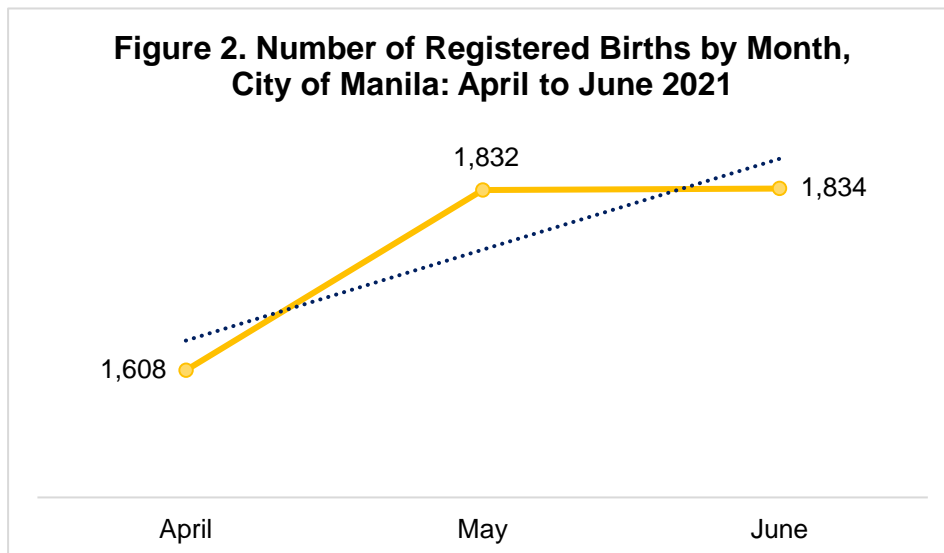
A total of 320,325 live births were registered in the Philippines for the second quarter of 2021. Among these births, 37,922 (11.8%) were from the National Capital Region (NCR). Meanwhile, 5,274 birth occurrences were recorded in the City of Manila which was 1,291 or 19.7 percent lower than the same quarter of the previous year with 6,565. (See Figure 1 and Table 4)

Figure 1. Number of Registered Births by Philippines, by Region, and by City: April to June 2020 and April to June 2021



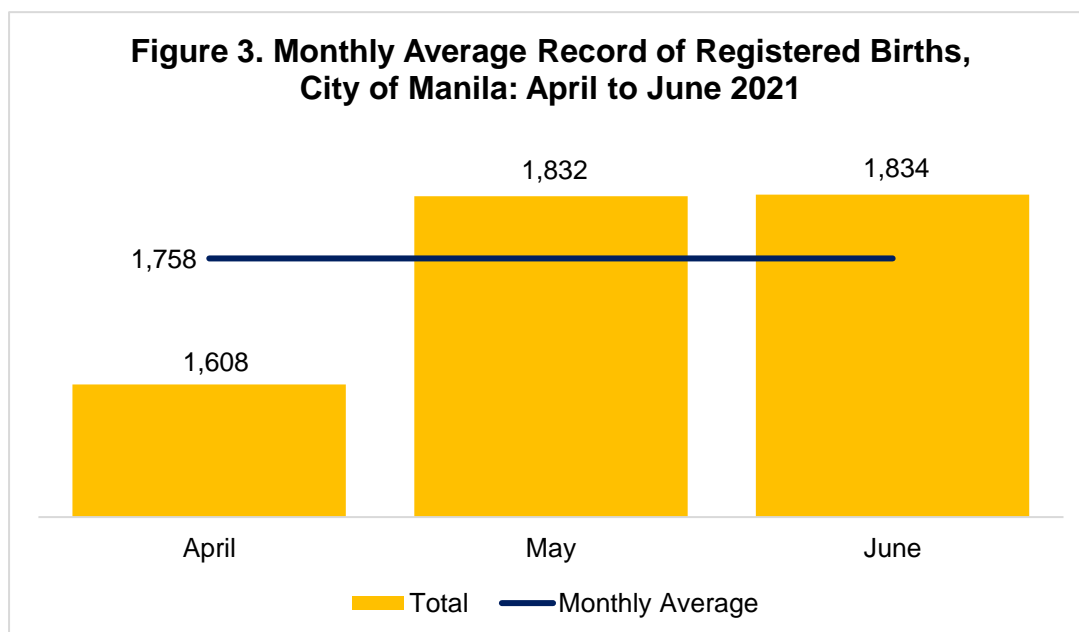
Source: Philippine Statistics Authority, Vital Statistics Division

The number of registered live births from April to June 2021 has an upward trend. Within this quarter, the month of June recorded with the highest birth occurrences with 1,834 (34.8%) of registered births. Followed by May with 1,832 (34.7%) and April with 1,608 (30.5%). (See Figure 2 and Table 5)



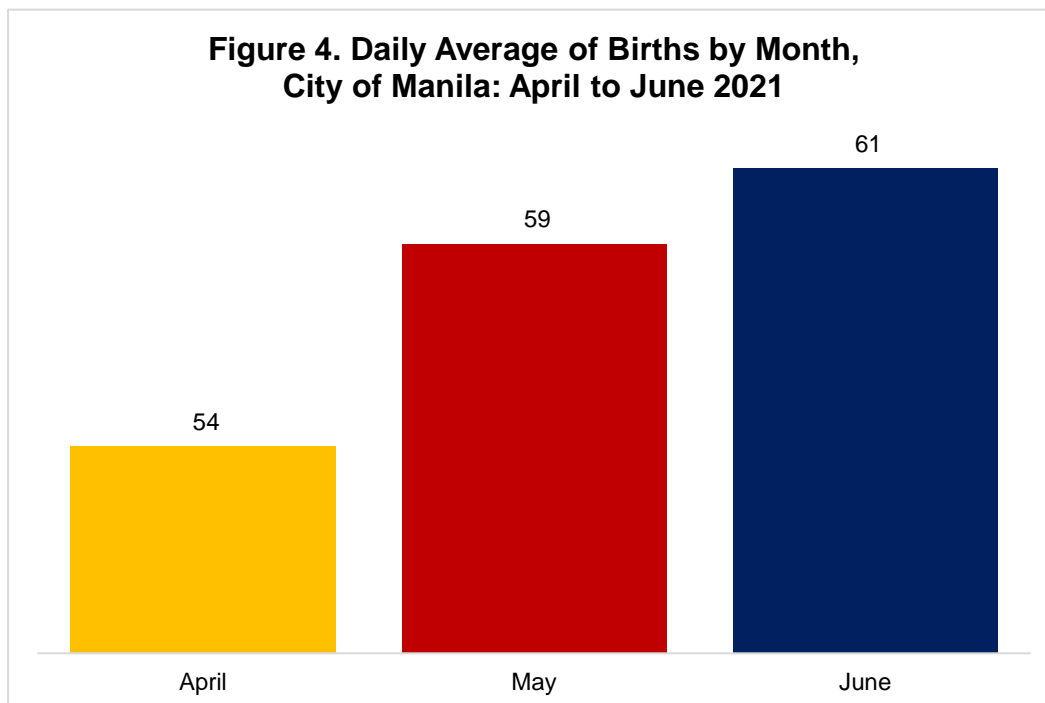
Source: Philippine Statistics Authority, Vital Statistics Division

Furthermore, the monthly average of registered live births for the second quarter reached 1,758, wherein May and June are higher at 4.2 percent and 4.3 percent, respectively. Meanwhile, April was recorded 8.5 percent lower than the monthly average record. (See Figure 3 and Table 6)



Source: Philippine Statistics Authority, Vital Statistics Division

On the other hand, for this quarter, the month of June registered with the highest daily average of birth occurrences with 61 births, followed by May with 59 births and April with 54 births. (See Figure 4 and Table 7)



Source: Philippine Statistics Authority, Vital Statistics Division

Overall, about 58 babies were born every day, which translates to approximately two (2) babies born per hour in the City of Manila for the second quarter of 2021. (See Table 1)

Table 1. Number of Registered Births by Daily Average, by Monthly Average, and by Hourly Average, City of Manila: April to June 2021

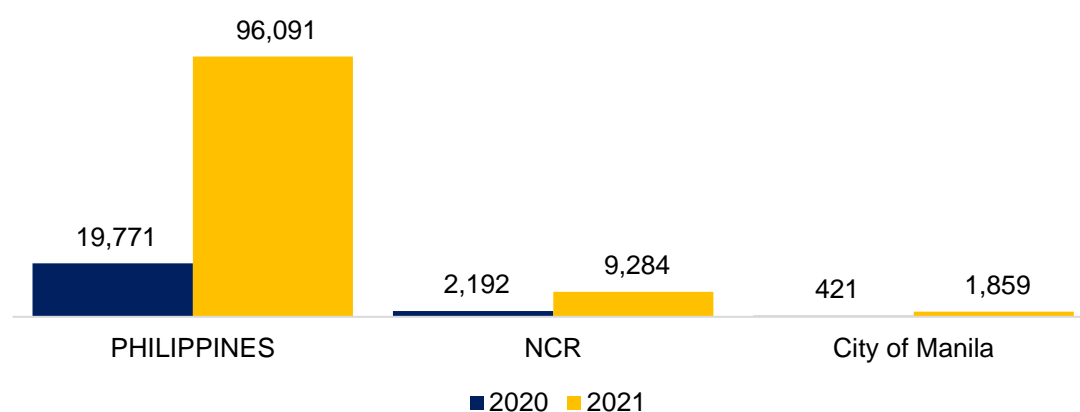
Second Quarter							
	Total	Days	Average	Months	Average	Hour	Average
City of Manila	5,274	91	58	3	1,758	2,184	2

Source: Philippine Statistics Authority, Vital Statistics Division

SECOND QUARTER OF 2021 MARRIAGES

Nearly 100,000 (96,091) marriages took place in the Philippines for the second quarter of 2021. Among these marriages, 9,284 (9.7%) were from NCR. Meanwhile, 1,859 marriage occurrences were recorded in the City of Manila which was 1,438 or 341.6 percent higher compared to the registered marriages in the same quarter of 2020 with 421. (See Figure 5 and Table 8)


Figure 5. Number of Registered Marriages by Philippines, by Region, and by City: April to June 2020 and April to June 2021



Source: Philippine Statistics Authority, Vital Statistics Division

In this quarter, the majority of registered marriages occurred in the month of June, which accounted for 806 marriage occurrences or 43.4 percent of the total registered marriages. This was followed by May with 642 (34.5%) and April with 411 (22.1%). (See Figure 6 and Table 9)

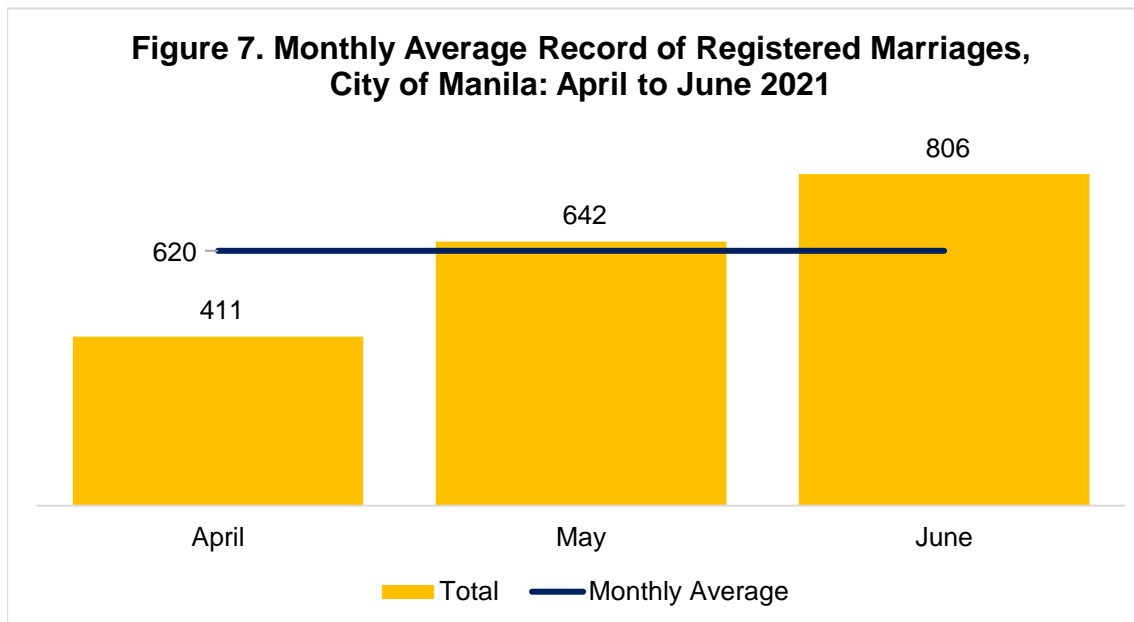
Figure 6. Number of Registered Marriages by Month, City of Manila: April to June 2021



Source: Philippine Statistics Authority, Vital Statistics Division

Furthermore, the monthly average of registered marriages for the second quarter reached 620 occurrences, wherein May and June are higher at 3.6 percent and 30.1 percent, respectively. Meanwhile, April was recorded 33.7 percent lower than the monthly average record. (See Figure 7 and Table 10)

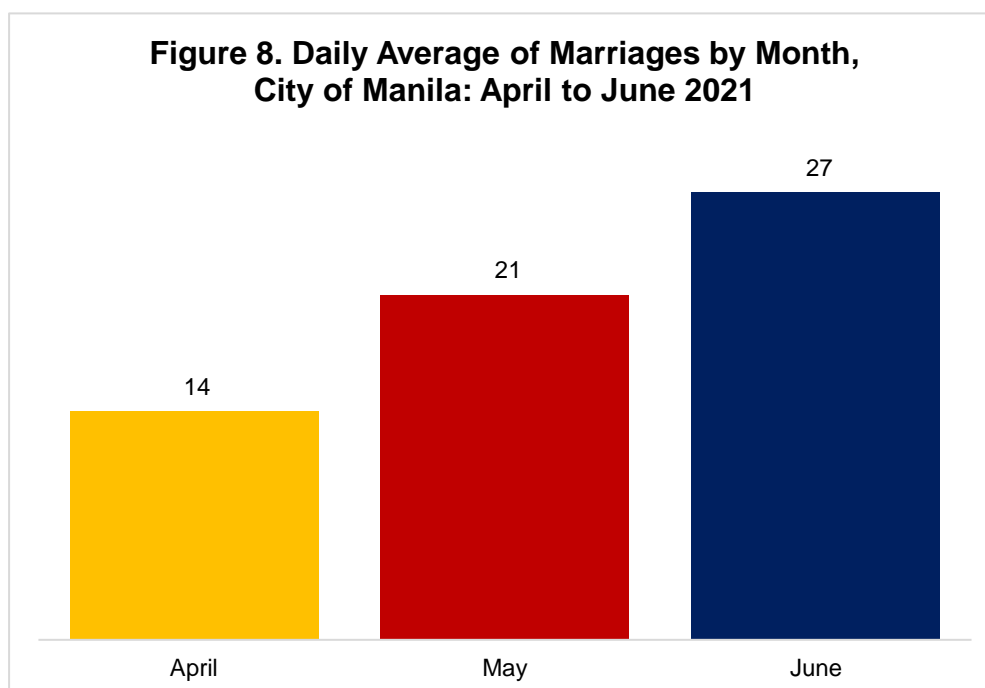
Figure 7. Monthly Average Record of Registered Marriages, City of Manila: April to June 2021



Source: Philippine Statistics Authority, Vital Statistics Division

Among this quarter, the month of June recorded the highest daily average of marriage occurrences with 27 marriages, followed by May with 21 marriages, and April with 14 marriages. (See Figure 8 and Table 11)

Figure 8. Daily Average of Marriages by Month, City of Manila: April to June 2021



Source: Philippine Statistics Authority, Vital Statistics Division

On the average, about 20 marriages took place every day, which translates to approximately one (1) marriage ceremony per hour in the City of Manila for the second quarter of 2021. (See Table 2)

Table 2. Number of Registered Marriages by Daily Average, by Monthly Average, and by Hourly Average, City of Manila: April to June 2021
Second Quarter

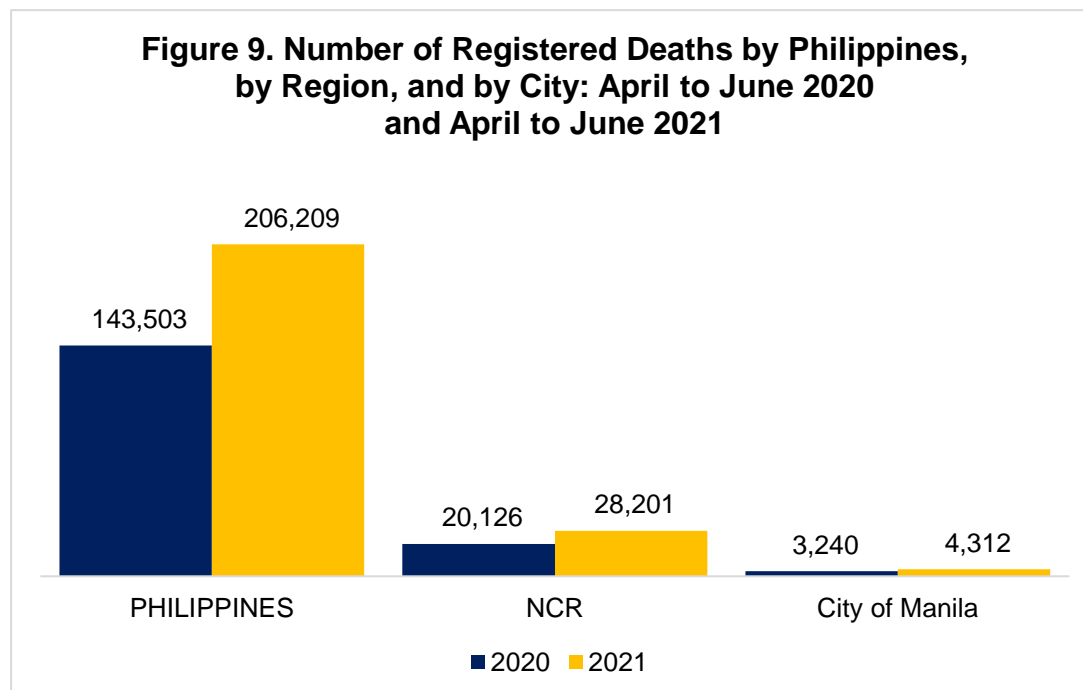
	Total	Days	Average	Months	Average	Hour	Average
City of Manila	1,859	91	20	3	620	2,184	1

Source: Philippine Statistics Authority, Vital Statistics Division

SECOND QUARTER OF 2021 DEATHS

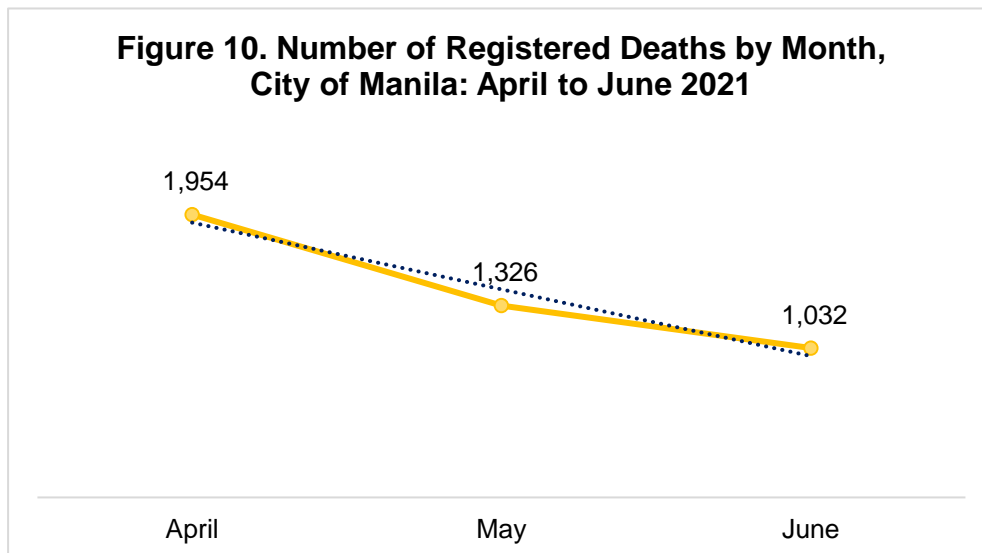
More than 200,000 deaths (206,209) were registered in the Philippines for the second quarter of 2021. Among these deaths, 28,201 (13.7%) were from NCR. Meanwhile, 4,312 death occurrences were recorded in the City of Manila which has a massive increase of 33.1 percent (1,072) from the registered deaths in the same quarter of the previous year (3,240). (See Figure 9 and Table 12)

Figure 9. Number of Registered Deaths by Philippines, by Region, and by City: April to June 2020 and April to June 2021



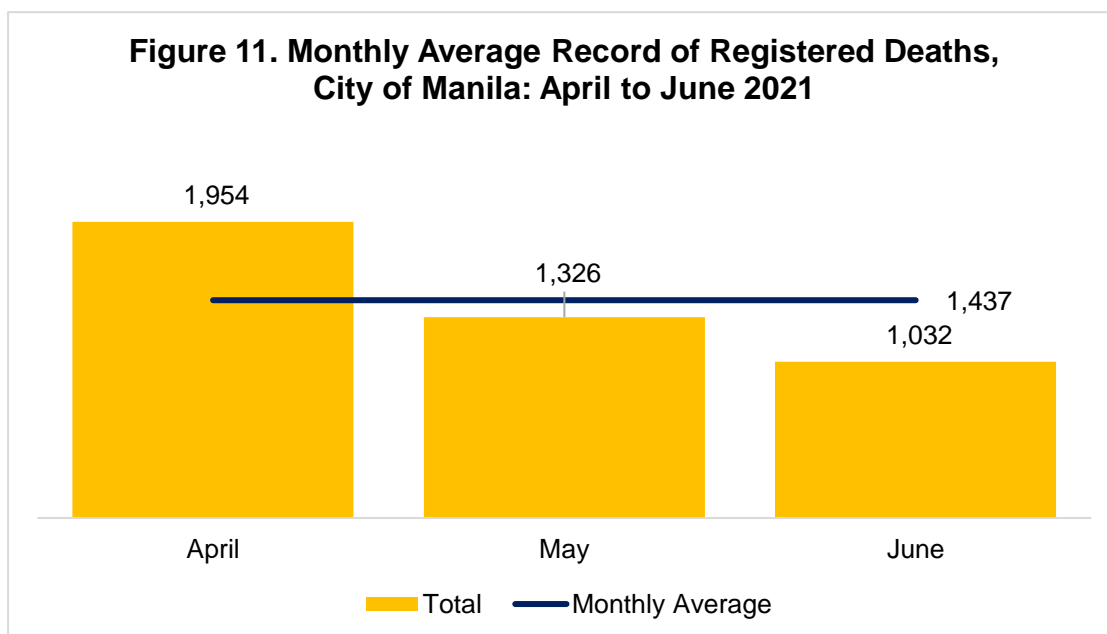
Source: Philippine Statistics Authority, Vital Statistics Division

For this quarter, the total number of registered deaths has a downward trend. The month of April was recorded the highest death occurrences with 1,954 (45.3%), followed by May with 1,326 (30.8%), and June with 1,032 (23.9%). (See Figure 10 and Table 13)



Source: Philippine Statistics Authority, Vital Statistics Division

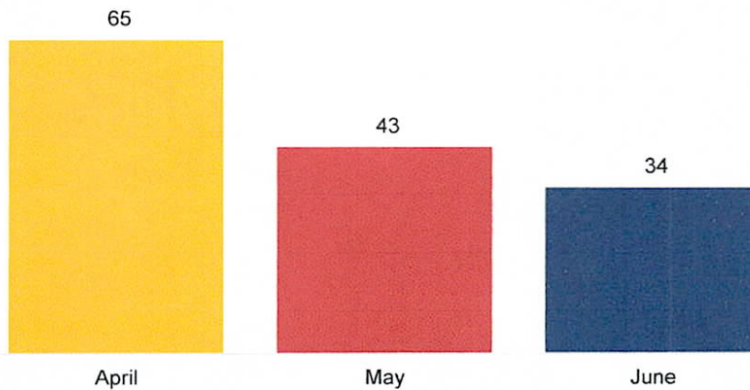
Furthermore, the monthly average of registered death occurrences for the second quarter reached 1,437 wherein May and June are lower at 7.7 percent and 28.2 percent, respectively. Meanwhile, April was recorded 35.9 percent higher than the monthly average record. (See Figure 11 and Table 14)



Source: Philippine Statistics Authority, Vital Statistics Division

Among this quarter, the month of April recorded the highest daily average deaths with 65 deaths, followed by May with 43 deaths, and June with 34 deaths. (See Figure 12 and Table 15)

Figure 12. Daily Average of Deaths by Month, City of Manila: April to June 2021



Source: Philippine Statistics Authority, Vital Statistics Division

Overall, about 47 deaths occurred every day, which translates to approximately two (2) deaths per hour in the City of Manila for the second quarter of 2021. (See Table 3)

Table 3. Number of Registered Deaths by Daily Average, by Monthly Average, and by Hourly Average, City of Manila: April to June 2021
Second Quarter

	Total	Days	Average	Months	Average	Hour	Average
City of Manila	4,312	91	47	3	1,437	2,184	2

Source: Philippine Statistics Authority, Vital Statistics Division


DANILO R. CUBINAR
Chief Statistical Specialist

Table 4. Number of Registered Births by Philippines, by NCR, by City, and by Changes, City of Manila: April to June 2020 and April to June 2021

	Second Quarter		Changes	
	2020	2021	Number	Percentage
PHILIPPINES	368,027	320,325	(47,702)	(13.0)
NATIONAL CAPITAL REGION (NCR)	48,178	37,922	(10,256)	(21.3)
City of Manila	6,565	5,274	(1,291)	(19.7)

Source: Philippine Statistics Authority, Vital Statistics Division

Table 5. Number of Registered Births by Month and by Percentage Distribution, City of Manila: April to June 2021

2021	Second Quarter	
	Number	Percentage
Total	5,274	100.0
April	1,608	30.5
May	1,832	34.7
June	1,834	34.8

Source: Philippine Statistics Authority, Vital Statistics Division

Table 6. Number of Registered Births by Month, by Monthly Average, and by Changes, City of Manila: April to June 2021

2021	Second Quarter		Changes	
	Total	Monthly Average	Number	Percentage
April	1,608	1,758	(150)	(8.5)
May	1,832	1,758	74	4.2
June	1,834	1,758	76	4.3

Source: Philippine Statistics Authority, Vital Statistics Division

Table 7. Number of Registered Births by Month and by Daily Average of Births per Month, City of Manila: April to June 2021

2021	Second Quarter		
	Births	Days per Month	Average Births per Day
April	1,608	30	54
May	1,832	31	59
June	1,834	30	61

Source: Philippine Statistics Authority, Vital Statistics Division

Table 8. Number of Registered Marriages by Philippines, by NCR, by City, and by Changes, City of Manila: April to June 2020 and April to June 2021

	Second Quarter		Changes	
	2020	2021	Number	Percentage
PHILIPPINES	19,771	96,091	76,320	386.0
NATIONAL CAPITAL REGION (NCR)	2,192	9,284	7,092	323.5
City of Manila	421	1,859	1,438	341.6

Source: Philippine Statistics Authority, Vital Statistics Division

Table 9. Number of Registered Marriages by Month and by Percentage Distribution, City of Manila: April to June 2021

2021	Second Quarter	
	Number	Percentage
Total	1,859	100.0
April	411	22.1
May	642	34.5
June	806	43.4

Source: Philippine Statistics Authority, Vital Statistics Division

Table 10. Number of Registered Marriages by Month, by Monthly Average, and by Changes, City of Manila: April to June 2021

2021	Second Quarter		Changes	
	Total	Monthly Average	Number	Percentage
April	411	620	(209)	(33.7)
May	642	620	22	3.6
June	806	620	186	30.1

Source: Philippine Statistics Authority, Vital Statistics Division

Table 11. Number of Registered Marriages by Month and by Daily Average of Marriages per Month, City of Manila: April to June 2021

2021	Second Quarter		
	Marriages	Day per Month	Average Marriages per Day
April	411	30	14
May	642	31	21
June	806	30	27

Source: Philippine Statistics Authority, Vital Statistics Division

Table 12. Number of Registered Deaths by Philippines, by NCR, by City, and by Changes, City of Manila: April to June 2020 and April to June 2021

	Second Quarter		Changes	
	2020	2021	Number	Percentage
PHILIPPINES	143,503	206,209	62,706	43.7
NATIONAL CAPITAL REGION (NCR)	20,126	28,201	8,075	40.1
City of Manila	3,240	4,312	1,072	33.1

Source: Philippine Statistics Authority, Vital Statistics Division

Table 13. Number of Registered Deaths by Month and by Percentage Distribution, City of Manila: April to June 2021

2021	Second Quarter	
	Number	Percentage
Total	4,312	100.0
April	1,954	45.3
May	1,326	30.8
June	1,032	23.9

Source: Philippine Statistics Authority, Vital Statistics Division

Table 14. Number of Registered Deaths by Month, by Monthly Average, and by Changes, City of Manila: April to June 2021

2021	Second Quarter		Changes	
	Total	Monthly Average	Number	Percentage
April	1,954	1,437	517	35.9
May	1,326	1,437	(111)	(7.7)
June	1,032	1,437	(405)	(28.2)

Source: Philippine Statistics Authority, Vital Statistics Division

Table 15. Number of Registered Deaths by Month and by Daily Average of Deaths per Month, City of Manila: April to June 2021

2021	Second Quarter		
	Deaths	Day per Month	Average Deaths per Day
April	1,954	30	65
May	1,326	31	43
June	1,032	30	34

Source: Philippine Statistics Authority, Vital Statistics Division