



SPECIAL RELEASE

VITAL STATISTICS, SAN JUAN: 2021 FIRST QUARTER (PRELIMINARY)

Date of Release: 12 April 2022

Reference No. 2022-010

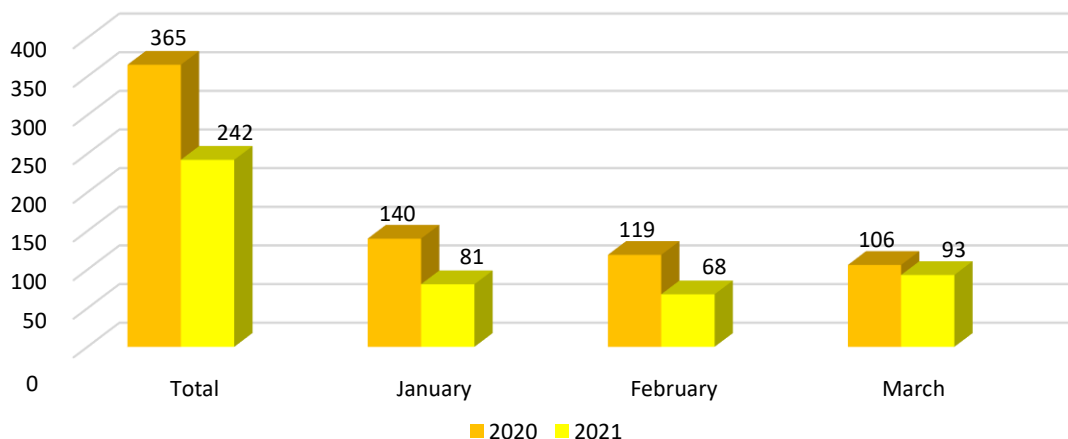
EXPLANATORY NOTES

The data on the number of births, marriages, and deaths (vital events) presented in this release were obtained from the vital events registered, either timely or belatedly, at the Office of the City/Municipal Civil Registrar of City of San Juan and forwarded to the Philippine Statistics Authority. The information presented includes the vital events that occurred from January 2020 to March 2021 (as of 31 January 2022). Thus, the figures presented herein are still preliminary and may differ from the final count. The vital events of Filipinos abroad are not yet included in this release, but Filipinos whose usual residence is abroad and foreign nationals with vital events occurring in the country during the reference period were included in this report.

81 births monthly in the first quarter of 2021

Two hundred forty-two (242) babies were born in the City of San Juan for the first quarter of 2021. This number of birth occurrence in the city is lower by 33.7 percent compared to 365 which has been recorded in the same period of its previous year.

**Figure 1. Number of Registered Births by Month, San Juan:
January-March 2020 and January-March 2021**



Source: Philippine Statistics Authority, Civil Registration Service, Vital Statistics Division

Meanwhile, a total of 32,839 births occurred in the National Capital Region (NCR) for the first quarter of 2021 and 0.7 percent of this number has been accounted for San Juan City.

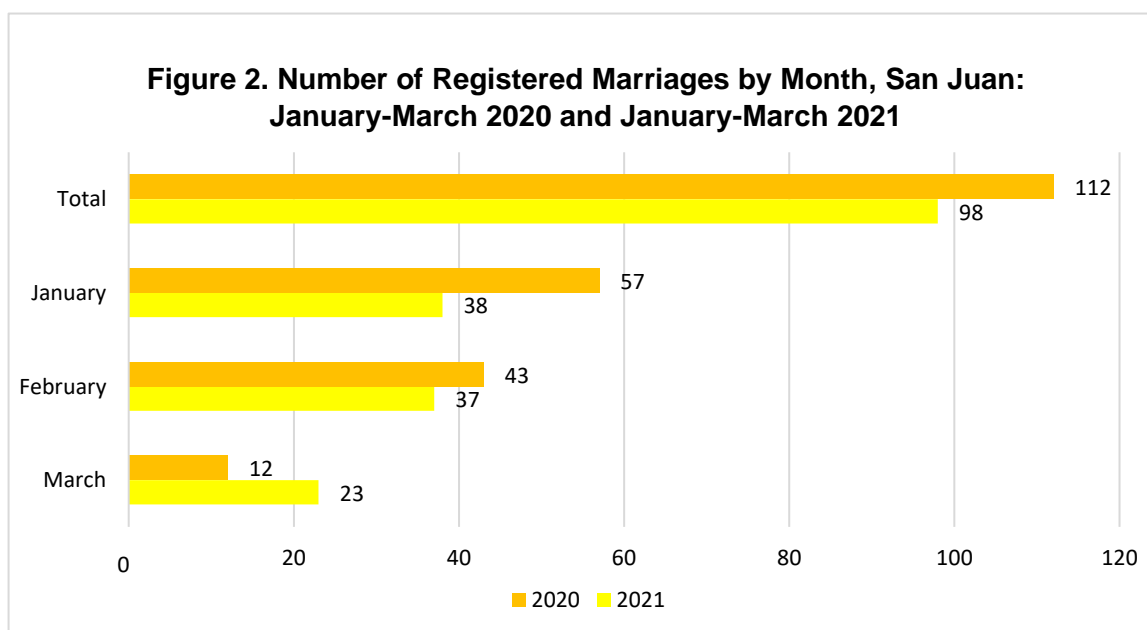
In addition, on average, 81 babies were born in the city monthly or three (3) on a daily basis for the first quarter of 2021.

Among the first three (3) months of the year, March had the greatest number of birth occurrences in the city of San Juan for the first quarter of 2021 with 93 births or 38.4 percent which is also greater than the monthly average by 14.8 percent. This was followed by January with 81 births or 33.5 percent then February with 68 births or 28.1 percent.



Registered marriages decreased in the first quarter of 2021

Ninety-eight (98) couples tied the knot in San Juan City for the first quarter of 2021. This number has been accounted for 0.9 percent of the total marriages conducted in NCR for the same period. However, this number is lower by 12.5 percent compared to 112 marriages conducted in San Juan City in the same period of its preceding year.



Source: Philippine Statistics Authority, Civil Registration Service, Vital Statistics Division

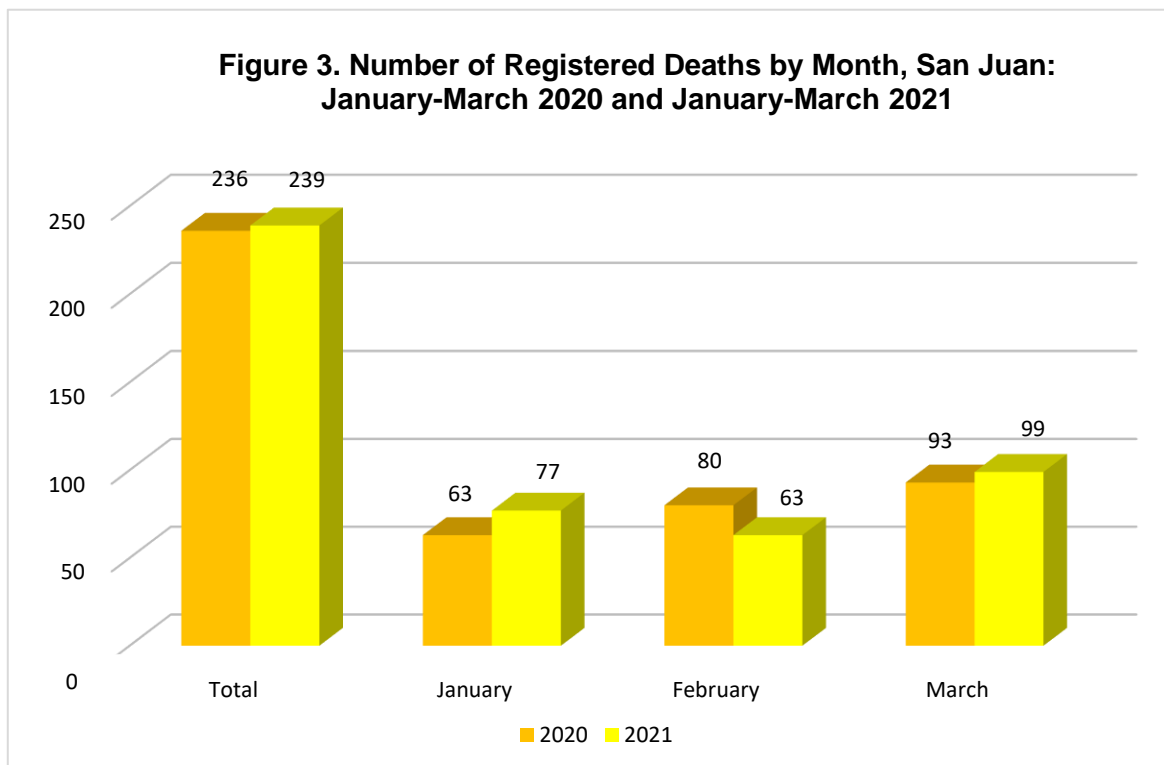
Furthermore, the number of marriage ceremonies that took place in San Juan City for the first three months of 2021 weren't far from one another. There were 38 couples who chose the month of January which is also 38.8 percent of the total number of marriages for the same quarter. This was immediately followed by February with 37 pairs or 37.8 percent then March with 23 marriage events or 23.5 percent.

On the average, 33 marriages have been conducted in the city per month corresponding to one (1) marriage ceremony per day.



Registered deaths for the first quarter of 2021 at 239

The preliminary number of registered deaths for the first quarter of 2021 in the City of San Juan was 239. This figure is greater by just 1.3 percent from the record of 236 from the same period in its preceding year.



Source: Philippine Statistics Authority, Civil Registration Service, Vital Statistics Division

Out of 21,676 death occurrences in NCR, 1.1 percent of it was from San Juan City.

Furthermore, the month with the greatest number of deaths registered in the city for the first quarter of 2021 was March which has been accounted for 99 deaths or 41.4 percent of the total number of deaths for the same quarter in the city. Meanwhile, on an average, there were 80 death occurrences in the city on a monthly basis while 3 (three) happened daily. Additionally, there were 77 deaths or 32.2 percent that was registered in January. However, the month of February has been noted with the least number of death occurrences with 63 deaths or 26.4 percent which is also lower than the monthly average by 21.3 percent.



(SGD.) DANILO R. CUBINAR
Chief Statistical Specialist

**Table 1. Number of Registered Births by Month, San Juan:
January-March 2020 and January-March 2021**

Month	2020	Percent	2021	Percent
January	140	38.4	81	33.5
February	119	32.6	68	28.1
March	106	29.0	93	38.4
Total	365	100.0	242	100.0

Source: Philippine Statistics Authority, Civil Registration Service, Vital Statistics Division

**Table 2. Number of Registered Marriages by Month, San Juan:
January-March 2020 and January-March 2021**

Month	2020	Percent	2021	Percent
January	57	50.9	38	38.8
February	43	38.4	37	37.8
March	12	10.7	23	23.5
Total	112	100.0	98	100.0

Source: Philippine Statistics Authority, Civil Registration Service, Vital Statistics Division

**Table 3. Number of Registered Deaths by Month, San Juan:
January-March 2020 and January-March 2021**

Month	2020	Percent	2021	Percent
January	63	26.7	77	32.2
February	80	33.9	63	26.4
March	93	39.4	99	41.4
Total	236	100.0	239	100.0

Source: Philippine Statistics Authority, Civil Registration Service, Vital Statistics Division