

SPECIAL RELEASE

VITAL STATISTICS, CITY OF MANILA: 2024 FIRST QUARTER (PRELIMINARY)

Date of Release: 26 May 2025

Reference No. 2025-001

Explanatory Note

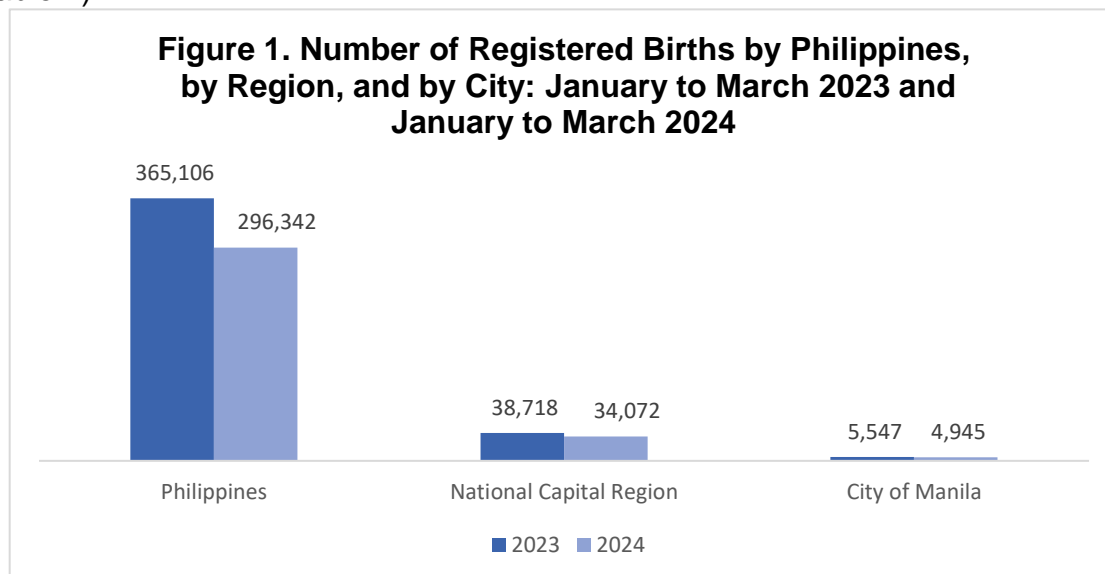
The data on the number of births, marriages, and deaths (vital events) presented in this regular monthly release were obtained from the vital events registered, either timely or belatedly, at the appropriate Office of the City/Municipal Civil Registrar throughout the country and subsequently submitted for encoding to the Office of the Civil Registrar General through the Provincial Statistical Offices (PSOs) of the Philippine Statistics Authority (PSA). The information presented includes births and marriages that occurred from January to September 2024, and deaths that occurred from January to August 2024 based on data files received by the PSA - Civil Registration Service (CRS) from the PSOs and has undergone initial processing as of 31 December 2024. Thus, the figures presented herein are still provisional and may differ from the final count. (1) The vital events of Filipinos abroad are not yet included in this release, but Filipinos whose usual residence is abroad and foreign nationals with vital events occurring in the country during the reference period were included in this report.

Manila Birth Rate Decreases by 602 in the First Quarter of 2024

For the first quarter of 2024, the total number of registered births in the Philippines was 296,342, while the National Capital Region (NCR) recorded 34,072 births. The City of Manila accounted for 14.5 percent of the total registered births in NCR during this period.

The number of registered births in the City of Manila for the first quarter of 2024 declined compared to the same period in 2023. A total of 4,945 births were registered from January to March 2024, which is 602 fewer births than the 5,547 recorded in the first quarter of 2023. This represents a 10.9 percent decrease. (See Table 1)

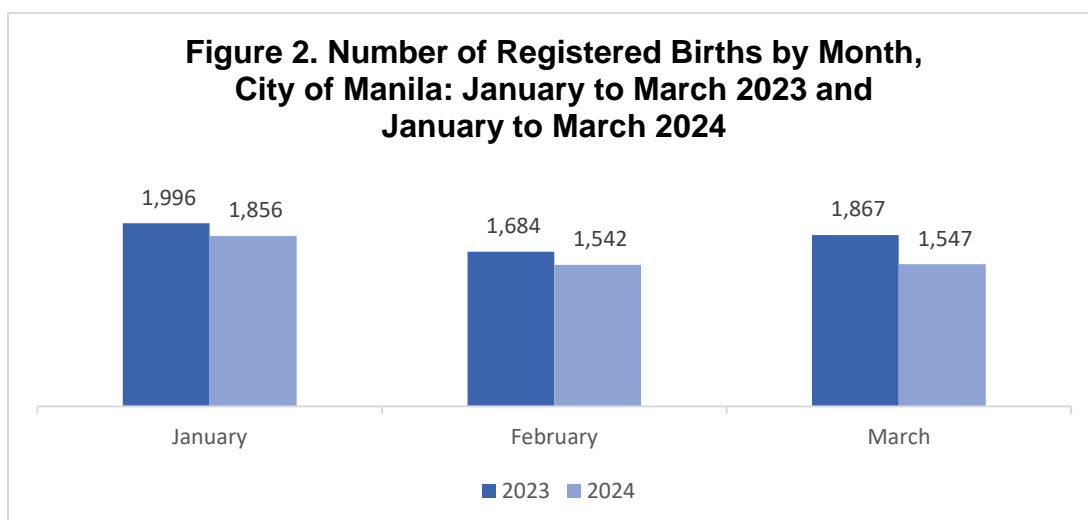
Figure 1. Number of Registered Births by Philippines, by Region, and by City: January to March 2023 and January to March 2024



Source: Philippine Statistics Authority, Civil Registration Service, Vital Statistics Division

January recorded the highest number of live births

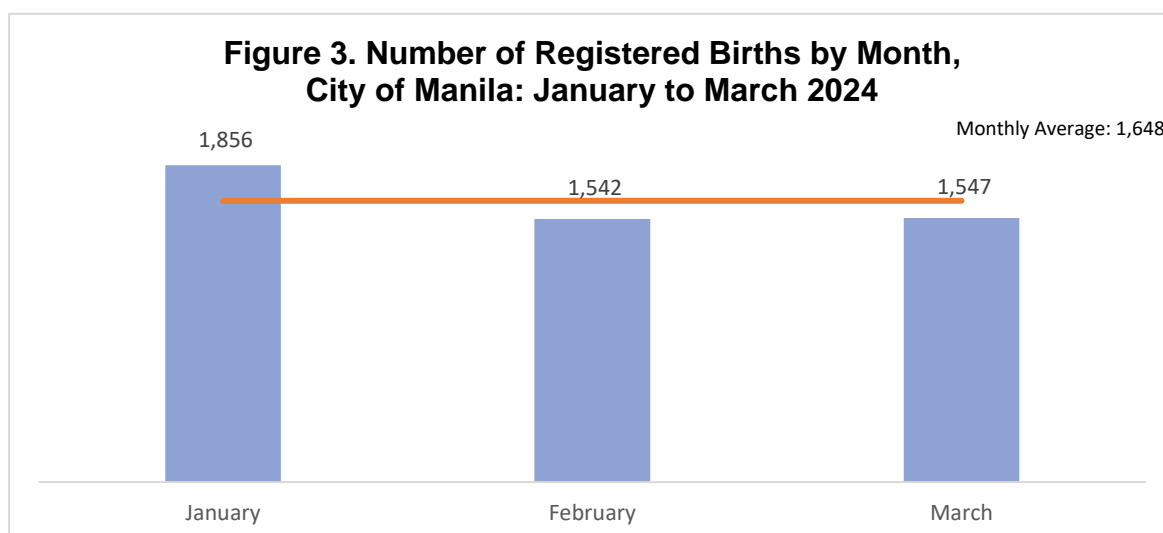
In January 2024, 1,856 births were recorded, making it the highest month for the first quarter. This figure represents a 7.0 percent decrease from the 1,996 births recorded in January 2023. February 2024 saw 1,542 births, 8.4 percent lower than the 1,684 births in February 2023. March 2024 had 1,547 births, which is 320 fewer than the 1,867 recorded in March 2023, reflecting a 17.1 percent drop. (See Table 2)



Source: Philippine Statistics Authority, Civil Registration Service, Vital Statistics Division

1,648 births per month in the first quarter

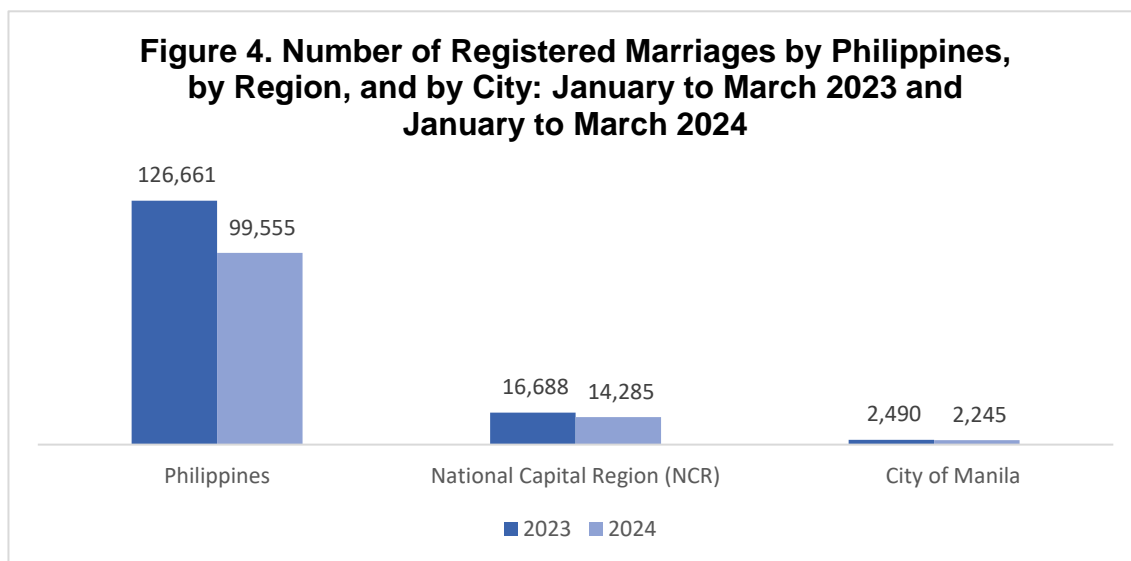
The City of Manila recorded an average of 1,648 registered births per month in the first quarter of 2024, showing a decrease compared to the monthly average of 1,849 in the same period of 2023. (See Table 3)



Source: Philippines Statistics Authority, Civil Registration Service, Vital Statistics Division

Registered marriages in Manila decreases in the first quarter of 2024

A total of 99,555 marriages were registered in the Philippines for the first quarter of 2024. This represents a decrease of 21.4 percent from 126,661 marriages registered in the country in the same period of the preceding year. NCR recorded 14,285 marriages in the first quarter of 2024, lower by 14.4 percent from 16,688 marriages in the same quarter of 2023. The City of Manila registered 2,245 marriages, reflecting a 9.8 percent decline from the 2,490 marriages recorded during the same period in 2023. These marriages accounted for 2.3 percent of the 99,555 marriages recorded nationwide in the first quarter of 2024. (See Table 4)

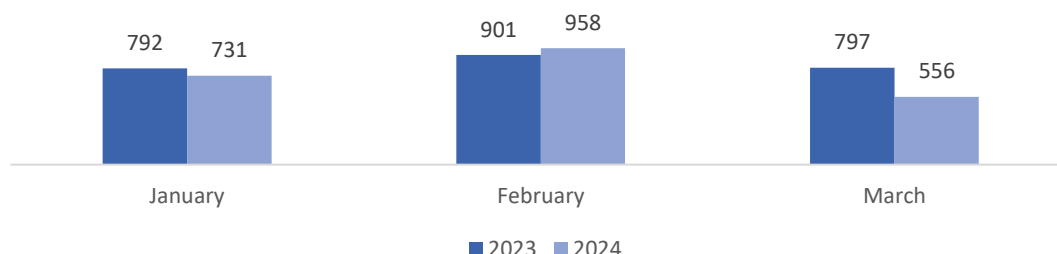


Source: Philippine Statistics Authority, Civil Registration Service, Vital Statistics Division

Manila marriages peak in February and drop sharply in March of the first quarter of 2024

In February 2024, Manila recorded the highest number of marriages at 958, marking a 6.3 percent increase from 901 in February 2023. In contrast, March 2024 experienced the sharpest decline, dropping by 30.2 percent to 556 from 797 in March 2023. Meanwhile, January 2024 had 731 marriages, a 7.7 percent decrease from 792 in January 2023. (See Table 5)

Figure 5. Number of Registered Marriages by Month, City of Manila: January to March 2023 and January to March 2024

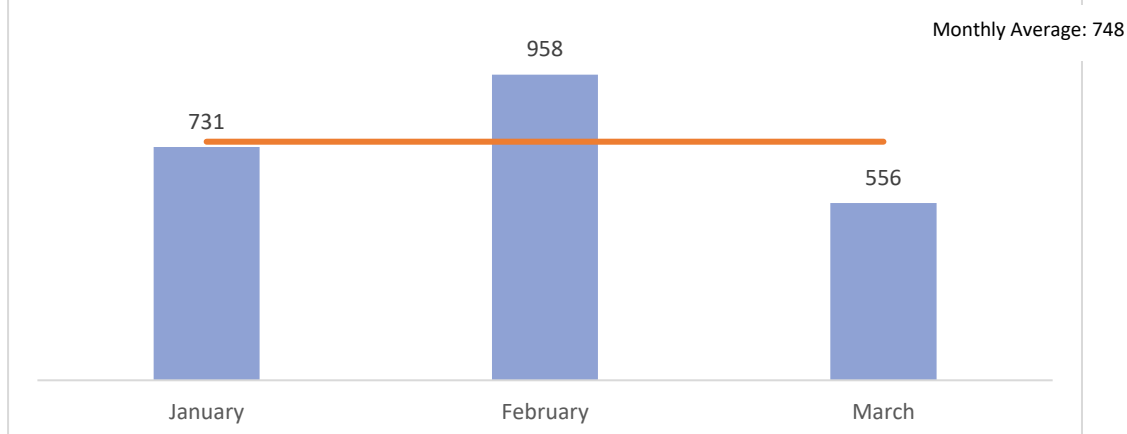


Source: Philippine Statistics Authority, Civil Registration Service, Vital Statistics Division

748 marriages per month in the first quarter

In the first quarter of 2024, Manila recorded an average of 748 marriages per month, reflecting a 9.8 percent decrease from the 829 monthly average marriages in the first quarter of 2023. (See Table 6)

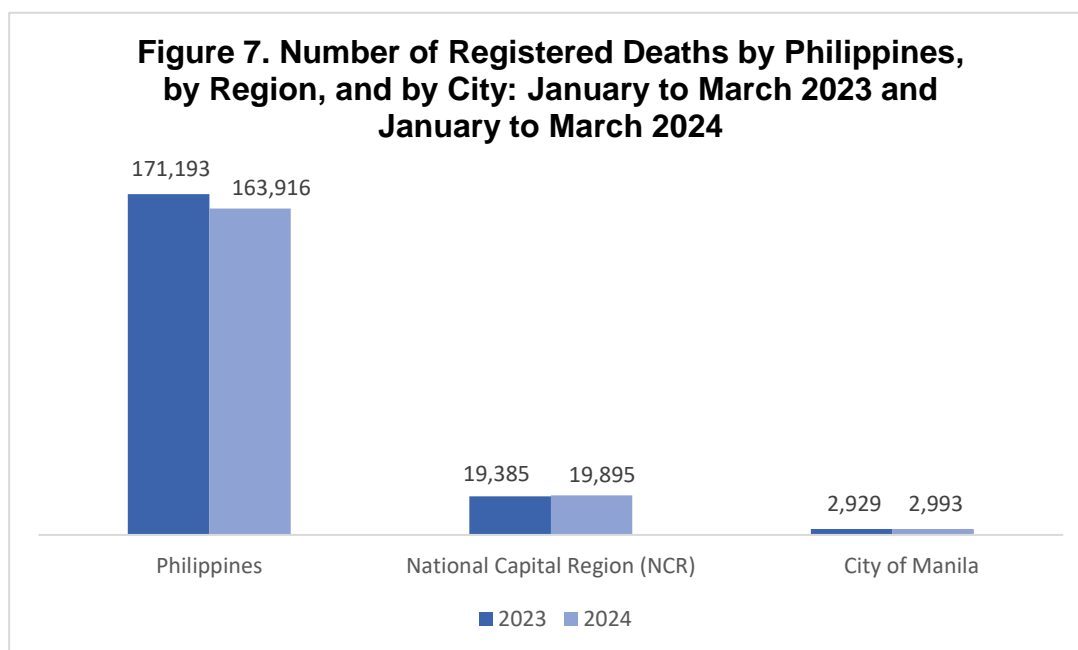
Figure 6. Number of Registered Marriages by Month, City of Manila: January to March 2024



Source: Philippines Statistics Authority, Civil Registration Service, Vital Statistics Division

City of Manila records 2.2 percent increase in deaths in the first quarter of 2024

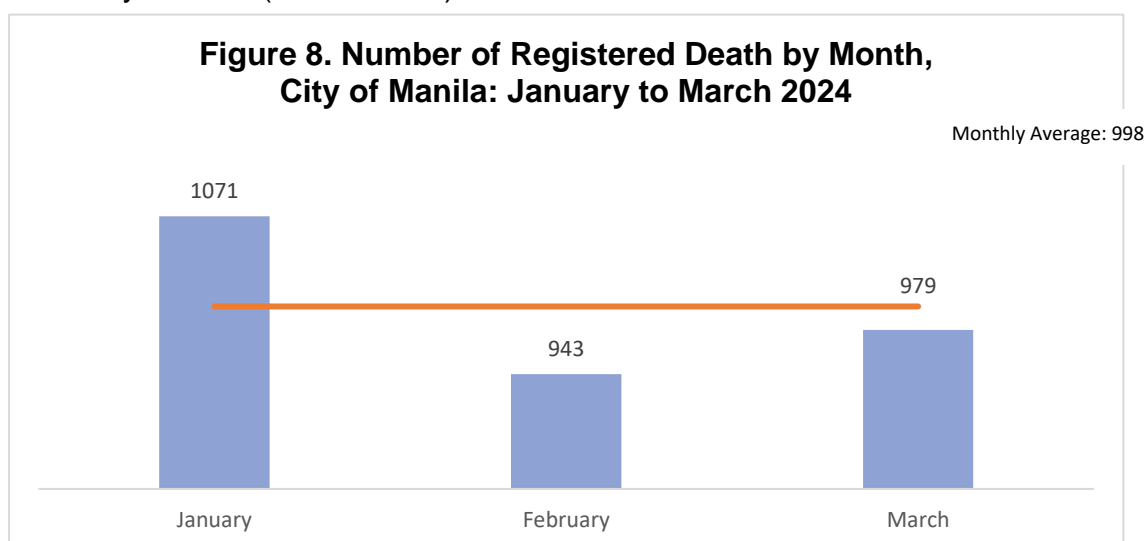
In the first quarter of 2024, the City of Manila recorded a total of 2,993 deaths, marking a 2.2 percent increase from the 2,929 deaths recorded in the same period of 2023. These deaths accounted for 1.8 percent of the 163,916 total deaths reported in the Philippines during this period. Meanwhile, the National Capital Region (NCR) reported 19,895 deaths in the first quarter of 2024. (See Table 7)



Source: Philippine Statistics Authority, Civil Registration Service, Vital Statistics Division

January records the highest number of deaths in the first quarter of 2024

The City of Manila recorded an average of 988 deaths per month in the first quarter of 2024, up from 976 in the same period of 2023, reflecting a 2.2 percent increase in monthly deaths. (See Table 8)

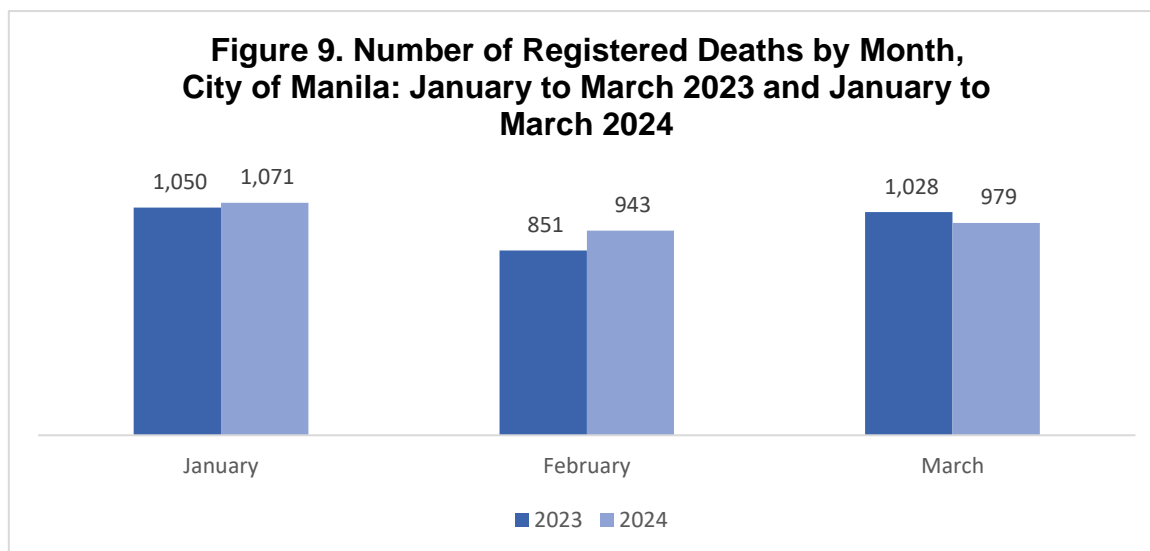


Source: Philippines Statistics Authority, Civil Registration Service, Vital Statistics Division

February shows highest increase in the first quarter of 2024

In January 2024, the number of deaths increased slightly by 21, representing a 2.0 percent increase from January 2023. February 2024 showed a more notable increase, with 943 deaths, 10.8 percent higher than in February 2023. However, March 2024 recorded a decrease to 979 deaths, a 4.8 percent decrease compared to March 2023.

(See Table 9)



Source: Philippines Statistics Authority, Civil Registration Service, Vital Statistics Division

AMELIA G. BASILIO
(Chief Statistical Specialist)
Officer-in-Charge

Attachments:

Table 1. Number of Registered Births by Philippines, by Region, and by City: January to March 2023 and January to March 2024

Table 2. Number of Registered Births by Month, City of Manila: January to March 2023 and January to March 2024

Table 3. Number of Registered Births by Month, City of Manila: January to March 2024

Table 4. Number of Registered Marriages by Philippines, by Region, and by City: January to March 2023 and January to March 2024

Table 5. Number of Registered Marriages by Month, City of Manila: January to March 2023 and January to March 2024

Table 6. Number of Registered Marriages by Month, City of Manila: January to March 2024

Table 7. Number of Registered Deaths by Philippines, by Region, and by City: January to March 2023 and January to March 2024

Table 8. Number of Registered Deaths by Month, City of Manila: January to March 2024

Table 9. Number of Registered Marriages by Month, City of Manila: January to March 2023 and January to March 2024

**Table 1. Number of Registered Births by Philippines, by Region, and by City:
January to March 2023 and January to March 2024**

| | 2023 | 2024 | Growth Rate (%) |
|-------------------------------|-------------|-------------|------------------------|
| Philippines | 365,106 | 296,342 | (18.8) |
| National Capital Region (NCR) | 38,718 | 34,072 | (12.0) |
| City of Manila | 5,547 | 4,945 | (10.9) |

Source: Philippines Statistics Authority, Civil Registration Service, Vital Statistics Division

**Table 2. Number of Registered Births by Month,
City of Manila: January to March 2023 and January to March 2024**

| Month | 2023 | 2024 | Percent Change (%) |
|-----------------|-------------|-------------|---------------------------|
| January | 1,996 | 1,856 | (7.0) |
| February | 1,684 | 1,542 | (8.4) |
| March | 1,867 | 1,547 | (17.1) |

Source: Philippines Statistics Authority, Civil Registration Service, Vital Statistics Division

**Table 3. Number of Registered Births by Month,
City of Manila: January to March 2024**

| Month | 2024 |
|------------------------|-------------|
| January | 1,856 |
| February | 1,542 |
| March | 1,547 |
| Monthly Average | 1,648 |

Source: Philippines Statistics Authority, Civil Registration Service, Vital Statistics Division

**Table 4. Number of Registered Marriages by Philippines, by Region, and by
City: January to March 2023 and January to March 2024**

| | 2023 | 2024 | Growth Rate (%) |
|-------------------------------|-------------|-------------|------------------------|
| Philippines | 126,661 | 99,555 | (21.4) |
| National Capital Region (NCR) | 16,688 | 14,285 | (14.4) |
| City of Manila | 2,490 | 2,245 | (9.8) |

Source: Philippines Statistics Authority, Civil Registration Service, Vital Statistics Division

**Table 5. Number of Registered Marriages by Month,
City of Manila: January to March 2023 and January to March 2024**

| Month | 2023 | 2024 | Percent Change (%) |
|-----------------|-------------|-------------|---------------------------|
| January | 792 | 731 | (7.7) |
| February | 901 | 958 | 6.3 |
| March | 797 | 556 | (30.2) |

Source: Philippines Statistics Authority, Civil Registration Service, Vital Statistics Division

**Table 6. Number of Registered Marriages by Month,
City of Manila: January to March 2024**

| Month | 2024 |
|------------------------|-------------|
| January | 731 |
| February | 958 |
| March | 556 |
| Monthly Average | 748 |

Source: Philippines Statistics Authority, Civil Registration Service, Vital Statistics Division

**Table 7. Number of Registered Deaths by Philippines, by Region, and by
City: January to March 2023 and January to March 2024**

| | 2023 | 2024 | Growth Rate (%) |
|-------------------------------|-------------|-------------|------------------------|
| Philippines | 171,193 | 163,916 | (4.3) |
| National Capital Region (NCR) | 19,385 | 19,895 | 2.6 |
| City of Manila | 2,929 | 2,993 | 2.2 |

Source: Philippines Statistics Authority, Civil Registration Service, Vital Statistics Division

**Table 8. Number of Registered Deaths by Month,
City of Manila: January to March 2024**

| Month | 2024 |
|------------------------|-------------|
| January | 1,071 |
| February | 943 |
| March | 979 |
| Monthly Average | 998 |

Source: Philippines Statistics Authority, Civil Registration Service, Vital Statistics Division

**Table 9. Number of Registered Marriages by Month,
City of Manila: January to March 2023 and January to March 2024**

| | 2023 | 2024 | Percent Change (%) |
|-----------------|-------------|-------------|---------------------------|
| January | 1,050 | 1,071 | 2.0 |
| February | 851 | 943 | 10.8 |
| March | 1,028 | 979 | (4.8) |

Source: Philippines Statistics Authority, Civil Registration Service, Vital Statistics Division