



REPUBLIC OF THE PHILIPPINES

PHILIPPINE STATISTICS AUTHORITY

NCR PROVINCIAL OFFICE II – QUEZON CITY AND CITY OF MARIKINA

# SPECIAL RELEASE

## VITAL STATISTICS OF CITY OF MARIKINA: First Quarter of 2019

(Preliminary results based from DVSS 2011 generated reports of PSA-NCR II)

**Date of Release:** September 30, 2019

**Reference No.** 2019 – 04 (PO II)

Civil Registration is a continuous, permanent and compulsory recording of vital events occurring in the life of an individual such as birth, marriage and death as well as court decrees, and legal instruments affecting the civil status of an individual in appropriate registers as mandated by Act no. 3753, the Civil Registry Code.

This special release presents data on vital statistics which occurred in the first quarter of 2019. Statistics on this vital event were based on the births, marriages, and deaths registered in City of Marikina. The data are preliminary results from the Decentralized Vital Statistics System (DVSS) 2011 based on the document submitted by the City Civil Registry Department of City of Marikina.

### Live Birth

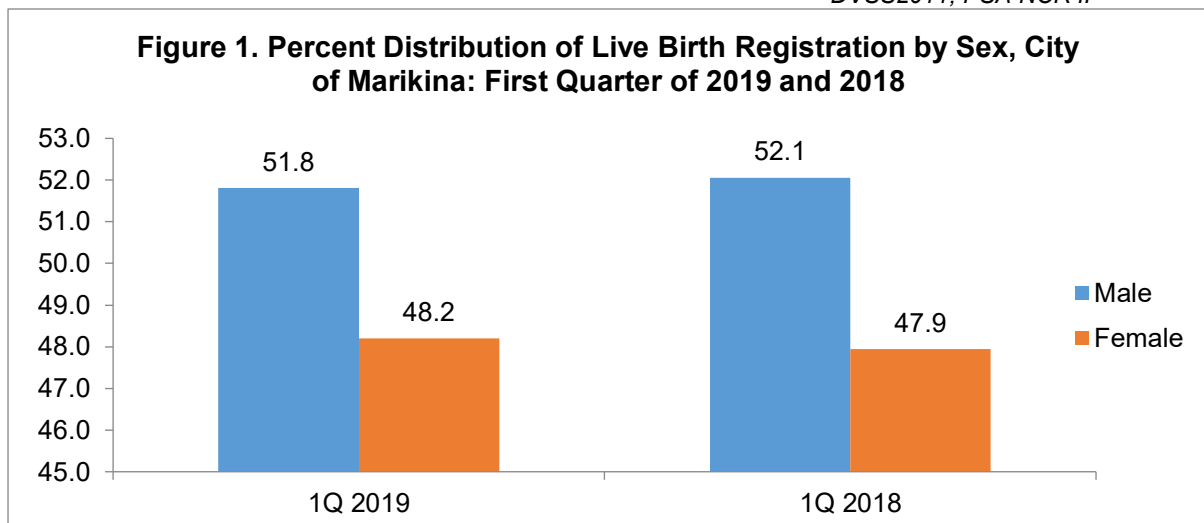
#### City of Marikina Live Birth Increases by 15.4 Percent

There were 2,328 live births registered timely in City of Marikina for the first quarter of 2019, recording an increase of 15.4 percent from the 2018 first quarter figure of 2,017. Of the total registered live births, 1,206 or 51.8 percent were males and 1,122 or 48.2 percent were females, which resulted to a sex ratio of 107 males per 100 females.

Table 1. Registered Live Births by Sex, City of Marikina: First Quarter of 2019 and 2018

| Sex        | 1Q 2019 | 1Q 2018 |
|------------|---------|---------|
| Total      | 2,328   | 2,017   |
| Male       | 1,206   | 1,050   |
| Female     | 1,122   | 967     |
| Not Stated | -       | -       |

Source: Preliminary Results based from DVSS2011, PSA-NCR II



Source: Preliminary results based from DVSS 2011 generated reports, PSA-NCR II

Out of 2,534 total registered live births 2,328 or 91.9 percent were timely and 206 or 8.1 percent were registered late.

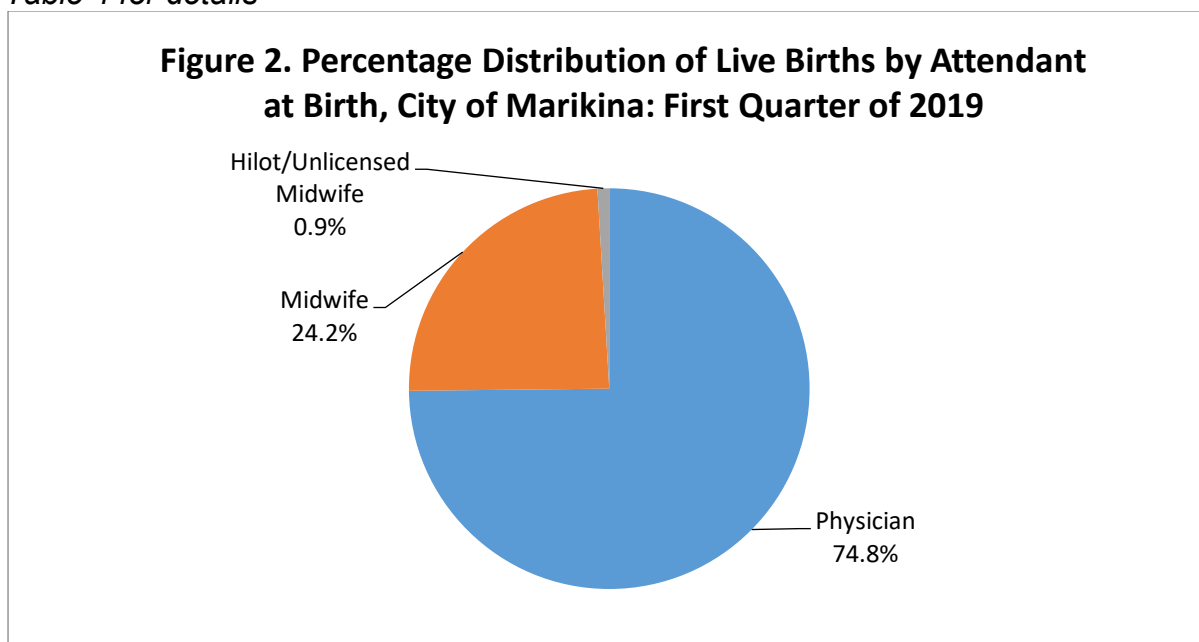
Table 2. Registered Live Births by Registration Status, City of Marikina: First Quarter of 2019 and 2018

| Quarter/Year | Registration Status |              |      |            |
|--------------|---------------------|--------------|------|------------|
|              | Total               | Timely       | Late | Not Stated |
| 1Q 2019      | 2,534               | <b>2,328</b> | 206  | -          |
| 1Q 2018      | 2,212               | <b>2,017</b> | 195  | -          |

Source: Preliminary results based from DVSS 2011 generated reports, PSA-NCR II

### Three out of Four Births are Attended by Physician

In City of Marikina, 99.1 percent of registered birth deliveries were attended by health professionals (physicians, nurses, and midwives). This is higher than the 98.5 percent medically attended babies in the first quarter of 2018. Refer to Figure 2 and Table 4 for details



Source: Preliminary results based from DVSS 2011 generated reports, PSA-NCR II

Note: Details may not add up to total due to rounding

Among the registered live births, 2,302 or 98.9 percent were born at the hospital and 26 or 1.1 percent were at home. Refer to Table 3 for details

On the average, there were about 26 babies born daily in the said period or about one baby born per hour.

### Seven in Ten Babies are Born from Unwed Mothers

There are 68.9 percent or 1,605 of the total registered live births in first quarter of 2019 born out of wedlock. This was higher than the percentage of illegitimate child born in the first quarter of 2018 which is 66.1 percent or 1,334 total live births. Refer to table 5 for details

## **Marriages**

### **City of Marikina Registers 521 Total Marriages**

There were 521 marriages registered in City of Marikina in the first quarter of 2019, a decrease of 0.6 percent from the 524 figure during the same quarter of the previous year. *Refer to Table 6 for details*

### **Nearly Half of Marriages are Solemnized Through Civil Rites**

Of the total marriages registered in City of Marikina, 48.0 percent were solemnized thru Civil rites. Other matrimonial ceremonies were officiated in Roman Catholic (28.0%) and other religious rights (24.0%).

### **Women Marry at an Early Age than Men**

In City of Marikina, the median age at marriage for grooms and brides are 31 and 29, respectively.



The highest frequency of marriages in the first quarter of 2019 for grooms was at the age of 30 and 31 corresponding to same number of grooms which is 43 or 8.3 percent. On the other hand, the highest frequency for brides was at the age of 28 corresponding to 63 or 12.1 percent of the total registered marriages.

There were 10 or 1.9 percent registered brides who enter the wedding ceremony at the age of 20 years old and below in the said period.

## **DEATH**

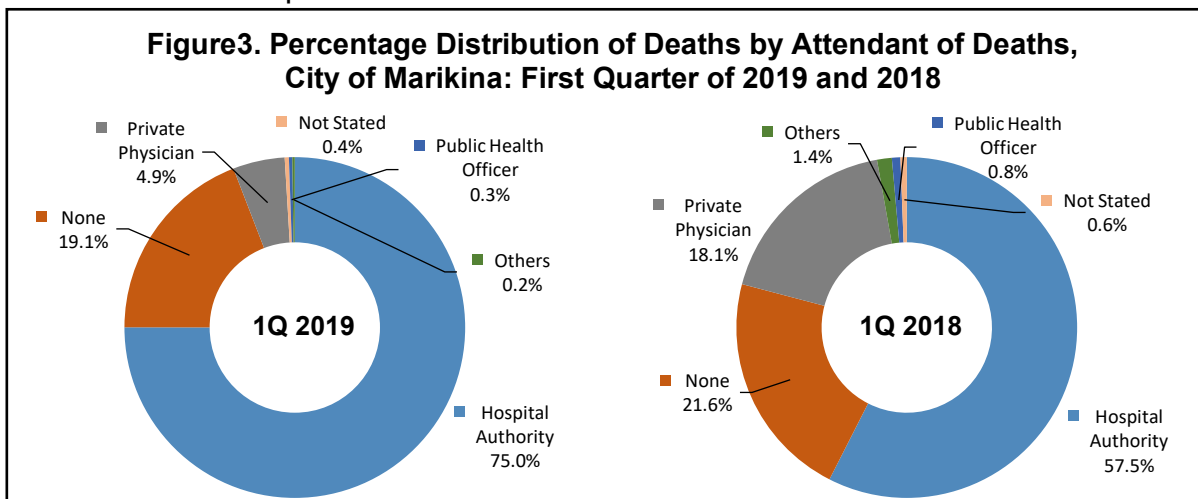
### **More Males Die than Females**

In City of Marikina, reported deaths in the first quarter of 2019 had reached 1,261. Male deaths (690 or 54.7%) outnumbered female deaths (571 or 45.3%), resulting to a sex ratio of 121 males per 100 females for the first quarter of 2019 which is higher than the sex ratio of 119 males per 100 females during the same quarter of the previous year. On the average, there were about 14 persons who died daily. *Refer to Table 8 for details*

## Eighty Percent of the Total Deaths Reported are Medically Attended

Of the total reported deaths in City of Marikina, 1012 or 80.3% were medically attended. Refer to Table 11 for details

Medically attended deaths are those attended by health authority, physician and other skilled health personnel.



Source: Preliminary Results based from DVSS 2011 generated reports, PSA-NCR II

Note: Details may not add up to total due to rounding.


  
**MR. APOLINAR F. OBLEA**  
 Chief Statistical Specialist

Table 3. Registered Live Births by Place of Type, City of Marikina: First Quarter of 2019 and 2018

| Quarter/ Year | Place Type |          |      |        |            |
|---------------|------------|----------|------|--------|------------|
|               | Total      | Hospital | Home | Others | Not Stated |
| 1Q 2019       | 2,328      | 2,302    | 26   | -      | -          |
| 1Q 2018       | 2,017      | 1,978    | 39   | -      | -          |

Source: Preliminary results based from DVSS 2011 generated reports, PSA-NCR II

Table 4. Registered Live Birth by Attendant at Birth, City of Marikina: First Quarter of 2019 and 2018

| Quarter/ Year | Attendant at Birth |           |       |         |                          |        |            |
|---------------|--------------------|-----------|-------|---------|--------------------------|--------|------------|
|               | Total              | Physician | Nurse | Midwife | Hilot/Unlicensed Midwife | Others | Not Stated |
| 1Q 2019       | 2,328              | 1,742     | -     | 564     | 22                       | -      | -          |
| 1Q 2018       | 2,017              | 1,298     | 30    | 658     | 31                       | -      | -          |

Source: Preliminary results based from DVSS 2011 generated reports, PSA-NCR II

Table 5. Registered Live Births by Sex and Legitimacy Status, City of Marikina: First Quarter of 2019 and 2018

| Sex        | 1Q 2019 |            |              |            | 1Q 2018 |            |              |            |
|------------|---------|------------|--------------|------------|---------|------------|--------------|------------|
|            | Total   | Legitimate | Illegitimate | Not Stated | Total   | Legitimate | Illegitimate | Not Stated |
| Total      | 2,328   | 723        | 1,605        | -          | 2,017   | 683        | 1,334        | -          |
| Male       | 1,206   | 366        | 840          | -          | 1,050   | 360        | 690          | -          |
| Female     | 1,122   | 357        | 765          | -          | 967     | 323        | 644          | -          |
| Not Stated | -       | -          | -            | -          | -       | -          | -            | -          |

Source: Preliminary results based from DVSS 2011 generated reports, PSA-NCR II

Table 6. Registered Marriages by Type of Ceremony, City of Marikina: First Quarter of 2019 and 2018

| Quarter/ Year | Type of Ceremony |                       |       |        |        |                       |            |
|---------------|------------------|-----------------------|-------|--------|--------|-----------------------|------------|
|               | Total            | Roman Catholic Church | Civil | Muslim | Tribal | Other Religious Rites | Not Stated |
| 1Q 2019       | 521              | 146                   | 250   | -      | -      | 125                   | -          |
| 1Q 2018       | 524              | 170                   | 166   | -      | -      | 188                   | -          |

Source: Preliminary results based from DVSS 2011 generated reports, PSA-NCR II

Table 7. Registered Marriages by 5 Year Age Group of Groom and Bride, City of Marikina: First Quarter of 2019

| City/<br>Grooms<br>Age  | Brides Age |          |          |           |            |            |           |           |           |          |
|-------------------------|------------|----------|----------|-----------|------------|------------|-----------|-----------|-----------|----------|
|                         | Total      | Under 15 | 15 - 19  | 20 - 24   | 25 - 29    | 30 - 34    | 35 - 39   | 40 - 44   | 45 - 49   | 50 - 54  |
| <b>City of Marikina</b> | <b>521</b> | -        | <b>3</b> | <b>83</b> | <b>222</b> | <b>129</b> | <b>51</b> | <b>17</b> | <b>13</b> | <b>2</b> |
| Under 15                | -          | -        | -        | -         | -          | -          | -         | -         | -         | -        |
| 15 - 19                 | 3          | -        | 1        | 2         | -          | -          | -         | -         | -         | -        |
| 20 - 24                 | 46         | -        | 2        | 34        | 9          | 1          | -         | -         | -         | -        |
| 25 - 29                 | 168        | -        | -        | 33        | 113        | 21         | 1         | -         | -         | -        |
| 30 - 34                 | 175        | -        | -        | 9         | 75         | 78         | 12        | -         | 1         | -        |
| 35 - 39                 | 62         | -        | -        | 5         | 15         | 22         | 17        | 3         | -         | -        |
| 40 - 44                 | 36         | -        | -        | -         | 9          | 4          | 15        | 4         | 3         | 1        |
| 45 - 49                 | 17         | -        | -        | -         | -          | 1          | 2         | 8         | 6         | -        |
| 50 - 54                 | 6          | -        | -        | -         | 1          | 1          | 2         | 1         | -         | 1        |
| 55 - 59                 | 6          | -        | -        | -         | -          | 1          | 2         | -         | 3         | -        |
| 60 - 64                 | -          | -        | -        | -         | -          | -          | -         | -         | -         | -        |
| 65 - 69                 | 2          | -        | -        | -         | -          | -          | -         | 1         | -         | -        |
| 70 - 74                 | -          | -        | -        | -         | -          | -          | -         | -         | -         | -        |
| 75 - 79                 | -          | -        | -        | -         | -          | -          | -         | -         | -         | -        |
| 80 - 84                 | -          | -        | -        | -         | -          | -          | -         | -         | -         | -        |
| 85 - 89                 | -          | -        | -        | -         | -          | -          | -         | -         | -         | -        |
| 90 - 94                 | -          | -        | -        | -         | -          | -          | -         | -         | -         | -        |
| 95 - 99                 | -          | -        | -        | -         | -          | -          | -         | -         | -         | -        |
| Not Stated              | -          | -        | -        | -         | -          | -          | -         | -         | -         | -        |

Table 7 - continued

| City/<br>Grooms Age     | Brides Age |          |         |         |         |         |         |         |         | Not<br>Stated |
|-------------------------|------------|----------|---------|---------|---------|---------|---------|---------|---------|---------------|
|                         | 55 - 59    | 60 - 64  | 65 - 69 | 70 - 74 | 75 - 79 | 80 - 84 | 85 - 89 | 90 - 94 | 95 - 99 |               |
| <b>City of Marikina</b> | -          | <b>1</b> | -       | -       | -       | -       | -       | -       | -       | -             |
| Under 15                | -          | -        | -       | -       | -       | -       | -       | -       | -       | -             |
| 15 - 19                 | -          | -        | -       | -       | -       | -       | -       | -       | -       | -             |
| 20 - 24                 | -          | -        | -       | -       | -       | -       | -       | -       | -       | -             |
| 25 - 29                 | -          | -        | -       | -       | -       | -       | -       | -       | -       | -             |
| 30 - 34                 | -          | -        | -       | -       | -       | -       | -       | -       | -       | -             |
| 35 - 39                 | -          | -        | -       | -       | -       | -       | -       | -       | -       | -             |
| 40 - 44                 | -          | -        | -       | -       | -       | -       | -       | -       | -       | -             |
| 45 - 49                 | -          | -        | -       | -       | -       | -       | -       | -       | -       | -             |
| 50 - 54                 | -          | -        | -       | -       | -       | -       | -       | -       | -       | -             |
| 55 - 59                 | -          | -        | -       | -       | -       | -       | -       | -       | -       | -             |
| 60 - 64                 | -          | -        | -       | -       | -       | -       | -       | -       | -       | -             |
| 65 - 69                 | -          | 1        | -       | -       | -       | -       | -       | -       | -       | -             |
| 70 - 74                 | -          | -        | -       | -       | -       | -       | -       | -       | -       | -             |
| 75 - 79                 | -          | -        | -       | -       | -       | -       | -       | -       | -       | -             |
| 80 - 84                 | -          | -        | -       | -       | -       | -       | -       | -       | -       | -             |
| 85 - 89                 | -          | -        | -       | -       | -       | -       | -       | -       | -       | -             |
| 90 - 94                 | -          | -        | -       | -       | -       | -       | -       | -       | -       | -             |
| 95 - 99                 | -          | -        | -       | -       | -       | -       | -       | -       | -       | -             |
| Not Stated              | -          | -        | -       | -       | -       | -       | -       | -       | -       | -             |

Source: Preliminary results based from DVSS 2011 generated reports, PSA-NCR II

Table 8. Registered Deaths by Sex, City of Marikina: First Quarter of 2019 and 2018

| Quarter/Year | Total | Sex  |        |            | Sex Ratio |
|--------------|-------|------|--------|------------|-----------|
|              |       | Male | Female | Not Stated |           |
| 1Q 2019      | 1,261 | 690  | 571    | -          | 121       |
| 1Q 2018      | 1,000 | 543  | 457    | -          | 119       |

Source: Preliminary results based from DVSS 2011 generated reports, PSA-NCR II

Table 9. Registered Deaths by Place Type, City of Marikina: First Quarter of 2019 and 2018

| Quarter/Year | Place Type |          |      |        |            |
|--------------|------------|----------|------|--------|------------|
|              | Total      | Hospital | Home | Others | Not Stated |
| 1Q 2019      | 1,261      | 876      | 385  | -      | -          |
| 1Q 2018      | 1,000      | 704      | 292  | 4      | -          |

Source: Preliminary results based from DVSS 2011 generated reports, PSA-NCR II

Table 10. Registered Deaths by Registration Status, City of Marikina: First Quarter of 2019 and 2018

| Quarter/ Year | Registration Status |              |      |            |
|---------------|---------------------|--------------|------|------------|
|               | Total               | Timely       | Late | Not Stated |
| 1Q 2019       | 1,267               | <b>1,261</b> | 6    | -          |
| 1Q 2018       | 1,003               | <b>1,000</b> | 3    | -          |

Source: Preliminary results based from DVSS 2011 generated reports, PSA-NCR II

Table 11. Registered Deaths by Attendant at Death, City of Marikina: First Quarter of 2019 and 2018

| Quarter/ Year | Attendant at Death |                   |                       |                    |      |        |            |
|---------------|--------------------|-------------------|-----------------------|--------------------|------|--------|------------|
|               | Total              | Private Physician | Public Health Officer | Hospital Authority | None | Others | Not Stated |
| 1Q 2019       | 1,261              | 62                | 4                     | 946                | 241  | 3      | 5          |
| 1Q 2018       | 1,000              | 181               | 8                     | 575                | 216  | 14     | 6          |

Source: Preliminary results based from DVSS 2011 generated reports, PSA-NCR II

## EXPLANATORY NOTES

### Introduction

Vital statistics are derived from information obtained at the time when the occurrences of vital events and their characteristics are inscribed in a civil register.

Vital acts and events are the births, deaths, fetal deaths, marriages, and all such events that have something to do with an individual's entrance and departure from life together with the changes in civil status that may occur to a person during his lifetime. Recording of these events in the civil register is known as vital or civil registration and the resulting documents are called vital records.

### Definition of terms and concepts

Significant terminologist and descriptions in the foregoing highlights and tables are defined below. Included are some items found in the certificates and summary measure used in describing the facts of events.

**Live Birth** is a complete expulsion or extraction from its mother of a product of conception, irrespective of the duration of the pregnancy, which after such separation, breathes or shows any other evidence of life, such as beating of the heart, pulsation of the umbilical cord, or definite movement of voluntary muscles, whether or not the umbilical cord has been cut or the placenta is attached; each product of such a birth is considered liveborn.

**Marriage** is a contract of permanent union between a man and a woman entered into in accordance with law for the establishment of conjugal and family life.

**Death** refers to the permanent disappearance of all evidence of life at any time after live birth has taken place (postnatal cessation of vital function without capability of resuscitation).

**Daily Average** refers to the arithmetic mean of birth, death or marriage occurrences per day.

**Sex Ratio** refers to the number of males per one hundred females.

**Usual Residence** refers to the place where the person habitually or permanently resides.

**Place of Occurrence** refers to the place where the vital event took place.

### Content and Coverage of Publication

This report contains statistical tables and the highlights covering the three vital events - marriages, births, and deaths.