



SPECIAL RELEASE

VITAL STATISTICS OF QUEZON CITY: First Quarter of 2019

(Preliminary results based from DVSS 2011 generated reports of PSA-NCR II)

Date of Release: September 28, 2019

Reference No. : 2019 – 03 (PO II)

Civil Registration is a continuous, permanent and compulsory recording of vital events occurring in the life of an individual such as birth, marriage and death as well as court decrees, and legal instruments affecting the civil status of an individual in appropriate registers as mandated by Act no. 3753, the Civil Registry Code.

This special release presents data on vital statistics which occurred in the first quarter of 2019. Statistics on this vital event were based on the births, marriages, and deaths registered in Quezon City. The data are preliminary results from the Decentralized Vital Statistics System (DVSS) 2011 based on the document submitted by the City Civil Registry Department of Quezon City.

Live Birth

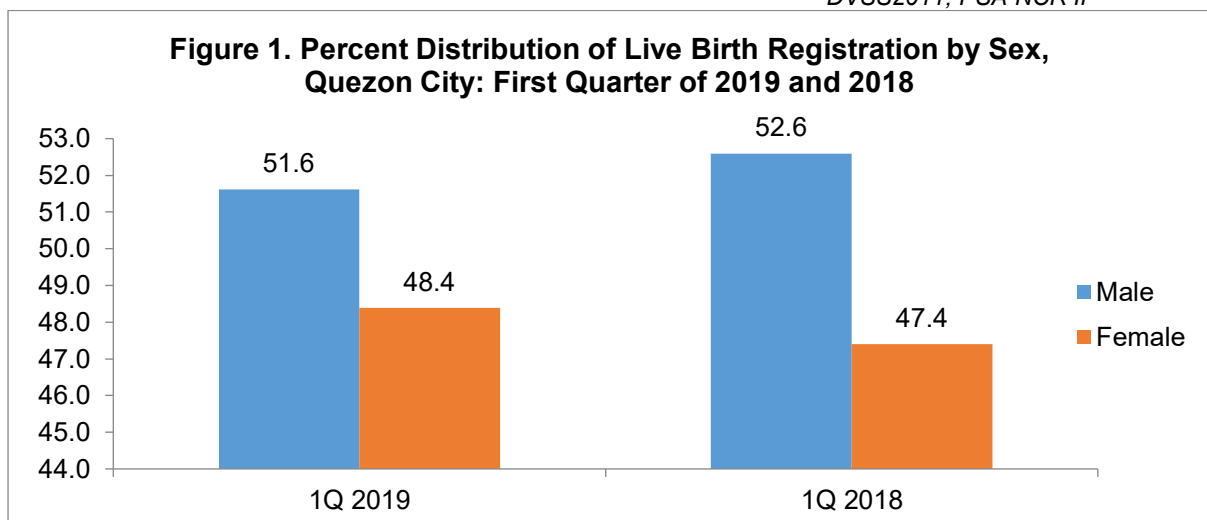
Quezon City Live Birth Increases by 7.5 percent

There were 12,322 live births registered timely in Quezon City in the first quarter of 2019, recording an increase of 7.5 percent from the 2018 first quarter figure of 11,465. Of the total registered live births, 6,360 or 51.6 percent were males and 5,962 or 48.4 percent were females, which resulted to a sex ratio of 107 males per 100 females.

Table 1. Registered Live Births by Sex, Quezon City: First Quarter of 2019 and 2018

Sex	1Q 2019	1Q 2018
Total	12,322	11,465
Male	6,360	6,030
Female	5,962	5,435
Not Stated	-	-

Source: Preliminary Results based from DVSS2011, PSA-NCR II



Source: Preliminary results based from DVSS 2011 generated reports, PSA-NCR II

Out of 13,457 total registered live births, 12,322 or 91.6 percent were timely and 1,135 or 8.4 percent were registered late.

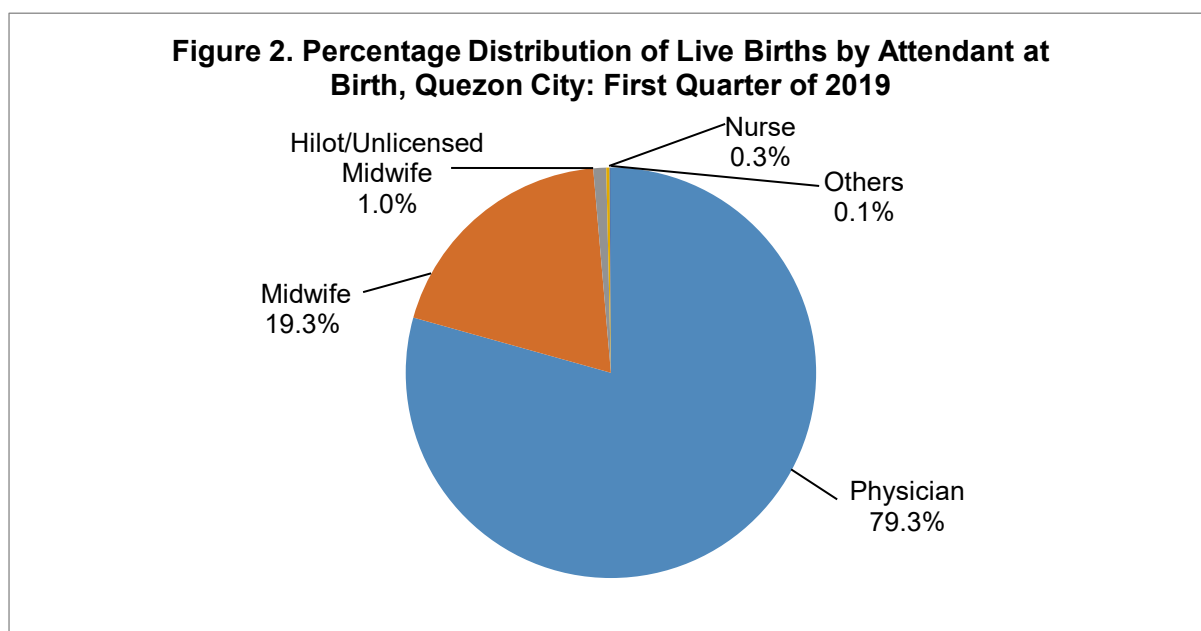
Table 2. Registered Live Births by Registration Status, Quezon City: First Quarter of 2019 and 2018

Quarter/Year	Registration Status			
	Total	Timely	Late	Not Stated
1Q 2019	13,457	12,322	1,135	-
1Q 2018	12,708	11,465	1,243	-

Source: Preliminary results based from DVSS 2011 generated reports, PSA-NCR II

Eight out of Ten Births are Attended by Physicians

In Quezon City, 98.9 percent of registered birth deliveries were attended by health professionals (physicians, nurses, and midwives). This is slightly higher than the 98.5 percent medically attended babies in the first quarter of 2018. Refer to Figure 2 and Table 4 for details



Source: Preliminary results based from DVSS 2011 generated reports, PSA-NCR II

Note: Details may not add up to total due to rounding

Among the registered live births, 12,148 or 98.6 percent were born at the hospital and 171 or 1.4 percent were at home. Refer to Table 3 for details

On the average, there were about 137 babies born daily in the said period or about six babies born per hour.

Six in Ten Babies are Born from Unwed Mothers

There were 7,712 or 62.6 percent of the total registered live births in first quarter of 2019 were born out of wedlock. This was higher than the percentage of illegitimate children born in the first quarter of 2018 with 7,044 or 61.4 percent. Refer to table 5 for details

Marriages

Quezon City Registers 3,909 Total Marriages

There were 3,909 marriages registered timely in Quezon City in the first quarter of 2019, an increase of 10.3 percent from the 3,545 figure during the same quarter of the previous year. *Refer to Table 6 for details*

Eight in Ten Marriages are Solemnized Through Other Religious Rites

Of the total marriages registered in Quezon City, 77.3 percent were solemnized through other religious rites. Other significant matrimonial ceremonies were officiated in Roman Catholic churches (16.2%) and civil (6.4%). *Refer to Table 6 for details*

Women Marry at an Early Age than Men

In Quezon City, the median age at marriage for grooms and brides are 31 and 29, respectively.



The highest frequency of marriages in the first quarter of 2019 for grooms was at the age of 28 corresponding to 313 grooms or 8.0 percent. On the other hand, the highest frequency for brides was also at the age of 28 corresponding for 343 or 8.8 percent of the total marriages.

There were 113 or 2.9 percent registered brides who enter the wedding ceremony at the age of 20 years old and below in the said period.

DEATH

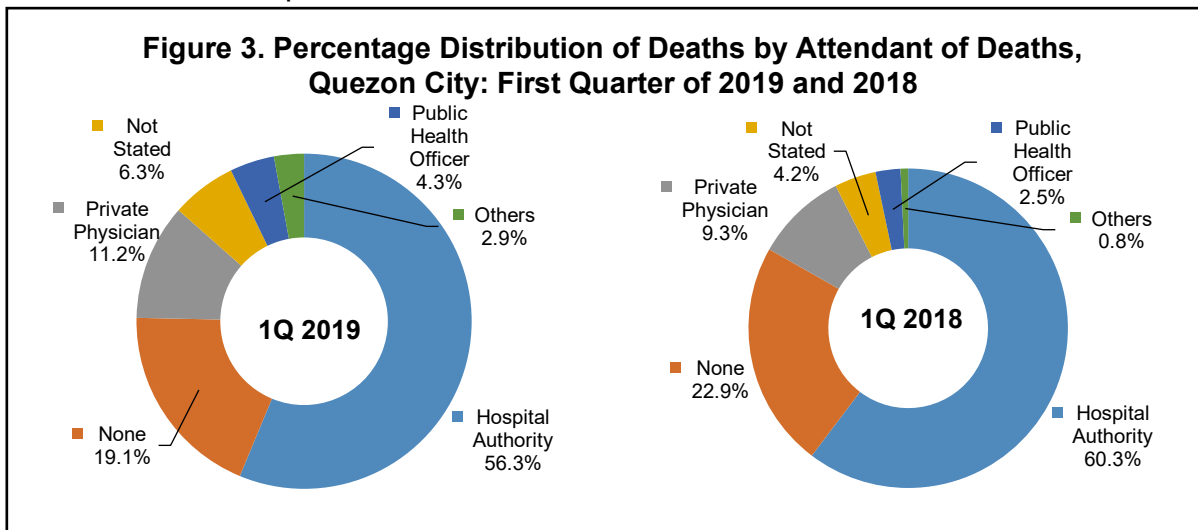
More Males Die than Females

In Quezon City, reported deaths in the first quarter of 2019 had reached 6,123. Male deaths (3,379 or 55.2%) outnumbered female (2,743 or 44.8%) deaths, resulting to a sex ratio of 123 males per 100 females for the first quarter of 2019. The ratio is lower than the sex ratio of 126 males per 100 females during the same quarter of the previous year. On the average, there were about 68 persons who died daily, this translates to three deaths per hour in the said period. *Refer to Table 8 for details*

Seven in Ten Deaths are Medically Attended

Of the total reported deaths in Quezon City, 4,394 or 71.8 percent were medically attended. *Refer to Table 11 for details*

Medically attended deaths are those attended by health authority, physician and other skilled health personnel.



Source: Preliminary Results based from DVSS 2011 generated reports, PSA-NCR II



MR. APOLINAR F. OBLEA
 Chief Statistical Specialist

Table 3. Registered Live Births by Place Type, Quezon City: First Quarter of 2019 and 2018

Quarter/ Year	Place Type				
	Total	Hospital	Home	Others	Not Stated
1Q 2019	12,322	12,148	171	-	3
1Q 2018	11,465	11,292	172	-	1

Source: Preliminary results based from DVSS 2011 generated reports, PSA-NCR II

Table 4. Registered Live Birth by Attendant at Birth, Quezon City: First Quarter of 2019 and 2018

Quarter/ Year	Attendant at Birth						
	Total	Physician	Nurse	Midwife	Hilot/Unlicensed Midwife	Others	Not Stated
1Q 2019	12,322	9,776	32	2,376	125	12	1
1Q 2018	11,465	8,663	29	2,605	158	10	0

Source: Preliminary results based from DVSS 2011 generated reports, PSA-NCR II

Table 5. Registered Live Births by Sex and Legitimacy Status, Quezon City: First Quarter of 2019 and 2018

Sex	1Q 2019				1Q 2018			
	Total	Legitimate	Illegitimate	Not Stated	Total	Legitimate	Illegitimate	Not Stated
Total	12,322	4,610	7,712	-	11,465	4,421	7,044	-
Male	6,360	2,379	3,981	-	6,030	2,284	3,746	-
Female	5,962	2,231	3,731	-	5,435	2,137	3,298	-
Not Stated	-	-	-	-	-	-	-	-

Source: Preliminary results based from DVSS 2011 generated reports, PSA-NCR II

Table 6. Registered Marriages by Type of Ceremony, Quezon City: First Quarter of 2019 and 2018

Quarter/ Year	Type of Ceremony						
	Total	Roman Catholic Church	Civil	Muslim	Tribal	Other Religious Rites	Not Stated
1Q 2019	3,909	634	249	1	1	3,023	1
1Q 2018	3,545	692	350	4	1	2,498	-

Source: Preliminary results based from DVSS 2011 generated reports, PSA-NCR II

Table 7. Registered Marriages by 5 Year Age Group of Groom and Bride, Quezon City: First Quarter of 2019

City/ Grooms Age	Brides Age									
	Total	Under 15	15 - 19	20 - 24	25 - 29	30 - 34	35 - 39	40 - 44	45 - 49	50-54
Quezon City	3,909	-	44	687	1,554	912	371	145	76	44
Under 15	-	-	-	-	-	-	-	-	-	-
15 - 19	14	-	5	7	1	1	-	-	-	-
20 - 24	390	-	22	249	103	13	2	1	-	-
25 - 29	1,320	-	5	300	801	173	32	8	1	-
30 - 34	1,054	-	8	81	464	408	74	13	5	1
35 - 39	528	-	-	23	108	210	142	28	12	3
40 - 44	245	-	2	17	41	61	62	45	13	2
45 - 49	123	-	1	4	14	19	37	22	18	4
50 - 54	73	-	1	2	8	12	8	13	12	10
55 - 59	56	-	-	3	6	2	4	7	7	9
60 - 64	63	-	-	1	5	6	6	5	5	10
65 - 69	26	-	-	-	2	5	2	2	2	4
70 - 74	10	-	-	-	-	2	2	-	1	1
75 - 79	5	-	-	-	1	-	-	1	-	-
80 - 84	2	-	-	-	-	-	-	-	-	-
85 - 89	-	-	-	-	-	-	-	-	-	-
90 - 94	-	-	-	-	-	-	-	-	-	-
95 - 99	-	-	-	-	-	-	-	-	-	-
Not Stated	-	-	-	-	-	-	-	-	-	-

Table 7 - continued

City/ Grooms Age	Brides Age									
	55 - 59	60 - 64	65 - 69	70 - 74	75 - 79	80 - 84	85 - 89	90 - 94	95 - 99	Not Stated
Quezon City	39	25	11	1	-	-	-	-	-	-
Under 15	-	-	-	-	-	-	-	-	-	-
15 - 19	-	-	-	-	-	-	-	-	-	-
20 - 24	-	-	-	-	-	-	-	-	-	-
25 - 29	-	-	-	-	-	-	-	-	-	-
30 - 34	-	-	-	-	-	-	-	-	-	-
35 - 39	2	-	-	-	-	-	-	-	-	-
40 - 44	1	-	1	-	-	-	-	-	-	-
45 - 49	2	2	-	-	-	-	-	-	-	-
50 - 54	5	-	2	-	-	-	-	-	-	-
55 - 59	11	4	2	1	-	-	-	-	-	-
60 - 64	15	8	2	-	-	-	-	-	-	-
65 - 69	2	5	2	-	-	-	-	-	-	-
70 - 74	-	3	1	-	-	-	-	-	-	-
75 - 79	-	2	1	-	-	-	-	-	-	-
80 - 84	1	1	-	-	-	-	-	-	-	-
85 - 89	-	-	-	-	-	-	-	-	-	-
90 - 94	-	-	-	-	-	-	-	-	-	-
95 - 99	-	-	-	-	-	-	-	-	-	-
Not Stated	-	-	-	-	-	-	-	-	-	-

Source: Preliminary results based from DVSS 2011 generated reports, PSA-NCR II

Table 8. Registered Deaths by Sex, Quezon City: First Quarter of 2019 and 2018

Quarter/Year	Total	Sex			Sex Ratio
		Male	Female	Not Stated	
1Q 2019	6,123	3,379	2,743	1	123
1Q 2018	5,447	3,035	2,411	1	126

Source: Preliminary results based from DVSS 2011 generated reports, PSA-NCR II

Table 9. Registered Deaths by Place Type, Quezon City: First Quarter of 2019 and 2018

Quarter/Year	Place Type				
	Total	Hospital	Home	Others	Not Stated
1Q 2019	6,123	4,275	1,826	22	-
1Q 2018	5,447	3,869	1,555	20	3

Source: Preliminary results based from DVSS 2011 generated reports, PSA-NCR II

Table 10. Registered Deaths by Registration Status, Quezon City: First Quarter of 2019 and 2018

Quarter/ Year	Registration Status			
	Total	Timely	Late	Not Stated
1Q 2019	6,173	6,123	50	-
1Q 2018	5,476	5,447	29	-

Source: Preliminary results based from DVSS 2011 generated reports, PSA-NCR II

Table 11. Registered Deaths by Attendant at Death, Quezon City: First Quarter of 2019 and 2018

Quarter/ Year	Attendant at Death						
	Total	Private Physician	Public Health Officer	Hospital Authority	None	Others	Not Stated
1Q 2019	6,123	686	263	3,445	1,167	177	385
1Q 2018	5,447	506	137	3,285	1,248	42	229

Source: Preliminary results based from DVSS 2011 generated reports, PSA-NCR II

EXPLANATORY NOTES

Introduction

Vital statistics are derived from information obtained at the time when the occurrences of vital events and their characteristics are inscribed in a civil register. Vital acts and events are the births, deaths, fetal deaths, marriages, and all such events that have something to do with an individual's entrance and departure from life together with the changes in civil status that may occur to a person during his lifetime. Recording of these events in the civil register is known as vital or civil registration and the resulting documents are called vital records.

Definition of terms and concepts

Significant terminology and descriptions in the foregoing highlights and tables are defined below. Included are some items found in the certificates and summary measure used in describing the facts of events.

Live Birth is a complete expulsion or extraction from its mother of a product of conception, irrespective of the duration of the pregnancy, which after such separation, breathes or shows any other evidence of life, such as beating of the heart, pulsation of the umbilical cord, or definite movement of voluntary muscles, whether or not the umbilical cord has been cut or the placenta is attached; each product of such a birth is considered liveborn.

Marriage is a contract of permanent union between a man and a woman entered into in accordance with law for the establishment of conjugal and family life.

Death refers to the permanent disappearance of all evidence of life at any time after live birth has taken place (postnatal cessation of vital function without capability of resuscitation).

Daily Average refers to the arithmetic mean of birth, death or marriage occurrences per day.

Sex Ratio refers to the number of males per one hundred females.

Usual Residence refers to the place where the person habitually or permanently resides.

Place of Occurrence refers to the place where the vital event took place.

Content and Coverage of Publication

This report contains statistical tables and the highlights covering the three vital events - marriages, births, and deaths.