



REPUBLIC OF THE PHILIPPINES

PHILIPPINE STATISTICS AUTHORITY

NCR PROVINCIAL OFFICE II – QUEZON CITY AND CITY OF MARIKINA

SPECIAL RELEASE

VITAL STATISTICS OF CITY OF MARIKINA: First Quarter of 2018

(Preliminary results based from DVSS 2011 generated reports of PSA-NCR II)

Date of Release:

Reference No.

Civil Registration is a continuous, permanent and compulsory recording of vital events occurring in the life of an individual such as birth, marriage and death as well as court decrees, and legal instruments affecting the civil status of an individual in appropriate registers as mandated by Act no. 3753, the Civil Registry Code.

This special release presents data on vital statistics which occurred in the first quarter of 2018. Statistics on this vital event were based on the births, marriages, and deaths registered in City of Marikina. The data are preliminary results from the Decentralized Vital Statistics System (DVSS) 2011 based on the document submitted by the City Civil Registry Department of City of Marikina.

Live Birth

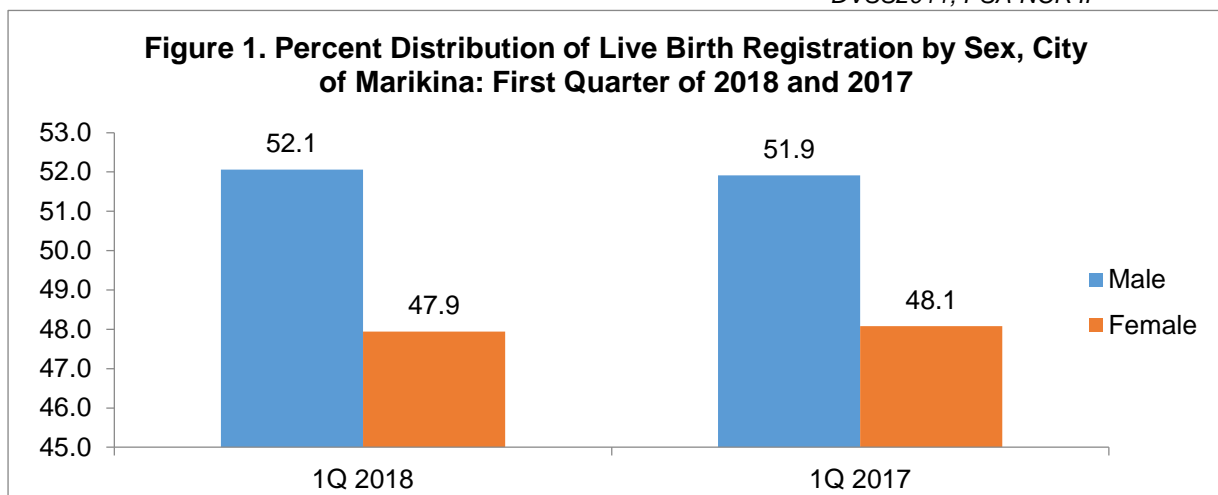
City of Marikina Timely Live Birth Decreases by 0.8 Percent

There were 2,017 live births registered timely in City of Marikina for the first quarter of 2018, recording a decrease of 0.8 percent from the 2017 first quarter figure of 2,034. Of the total registered timely live births, 1,050 or 52.1 percent were males and 967 or 47.9 percent were females, which resulted to a sex ratio of 109 males per 100 females.

Table 1. Timely Registered Live Births by Sex, City of Marikina: First Quarter of 2018 and 2017

Sex	1Q 2018	1Q 2017
Total	2,017	2,034
Male	1,050	1,056
Female	967	978
Not Stated	-	-

Source: Preliminary Results based from DVSS2011, PSA-NCR II



Source: Preliminary results based from DVSS 2011 generated reports, PSA-NCR II

Out of 2,212 total registered live births 2,017 or 91.2 percent were timely and 195 or 8.8 percent were registered late.

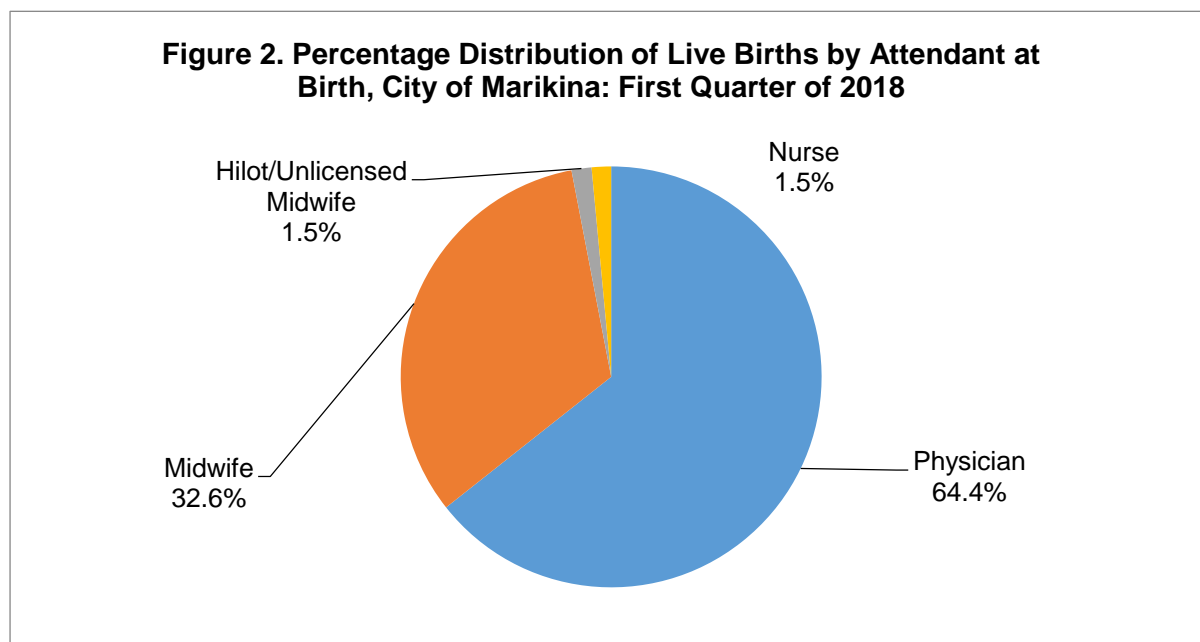
Table 2. Registered Live Births by Registration Status, City of Marikina: First Quarter of 2018 and 2017

Quarter/Year	Registration Status			
	Total	Timely	Late	Not Stated
1Q 2018	2,212	2,017	195	-
1Q 2017	2,216	2,034	182	-

Source: Preliminary results based from DVSS 2011 generated reports, PSA-NCR II

Three out of Five Births are Attended by Physician

In City of Marikina, 98.5 percent of timely registered birth deliveries were attended by health professionals (physicians, nurses, and midwives). This was lower than the 99.2 percent medically attended babies in the first quarter of 2017. Refer to Figure 2 and Table 4 for details



Source: Preliminary results based from DVSS 2011 generated reports, PSA-NCR II

Note: Details may not add up to total due to rounding

Among the timely registered live births, 1,978 or 98.1 percent were born at the hospital and 39 or 1.9 percent were at home. Refer to Table 3 for details

On the average, there were about 22 babies born daily in the said period or about one baby born per hour.

Two in Three Babies are Born from Unwed Mothers

There were 66.1 percent or 1,334 of the total timely registered live births in first quarter of 2018 born out of wedlock. This was lower than the percentage of illegitimate children born in the first quarter of 2017 which is 67.9 percent or 1,382 total live births. Refer to table 5 for details

Marriages

City of Marikina Registers 524 Total Marriages

There were 524 marriages registered in City of Marikina in the first quarter of 2018, an increase of 18.6 percent from the 442 figure during the same quarter of the previous year. *Refer to Table 6 for details*

Two out of Five Marriages are Solemnized Through Other Religious Rites

Of the total marriages registered in City of Marikina, 35.9 percent were solemnized through other religious rites. Other matrimonial ceremonies were officiated in Roman Catholic churches (32.4%) and through Civil rites (31.7%).

Women Marry at an Early Age than Men

In City of Marikina, the median age at marriage for grooms and brides were 30 and 29, respectively.



The highest frequency of marriages in the first quarter of 2018 for grooms was at the age of 29 corresponding to 46 grooms or 8.8 percent of the total registered marriages. On the other hand, the highest frequency for brides was at the age of 27 corresponding to 58 brides or 11.1 percent of the total registered marriages.

There were 10 or 1.9 percent registered brides who entered the wedding ceremony at the age of 20 years old and below in the said period.

DEATH

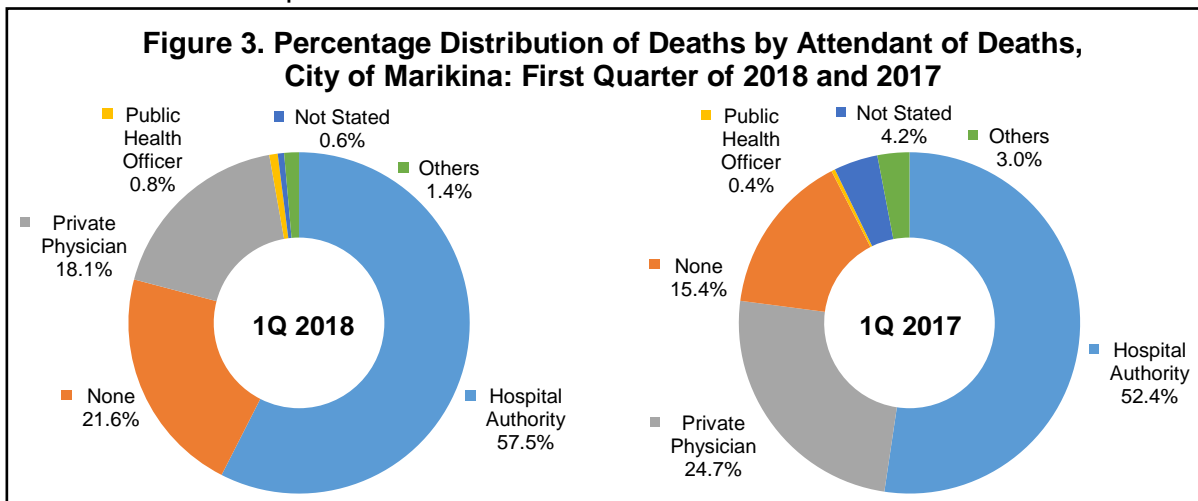
More Males Die than Females

In City of Marikina, reported deaths in the first quarter of 2018 had reached 1,000. Male deaths (543 or 54.3%) outnumbered female deaths (457 or 45.7%), resulting to a sex ratio of 119 males per 100 females for the first quarter of 2018 which was lower than the sex ratio of 128 males per 100 females during the same quarter of the previous year. On the average, there were about 11 persons who died daily. *Refer to Table 8 for details*

Seventy-Six Percent of the Total Deaths Reported are Medically Attended

Of the total reported deaths in City of Marikina, 764 or 76.4% were medically attended. Refer to Table 11 for details

Medically attended deaths are those attended by health authority, physician and other skilled health personnel.



Source: Preliminary Results based from DVSS 2011 generated reports, PSA-NCR II

Note: Details may not add up to total due to rounding.



MR. APOLINAR F. OBLEA
 Chief Statistical Specialist

Table 3. Timely Registered Live Births by Place of Type, City of Marikina:
First Quarter of 2018 and 2017

Quarter/ Year	Place Type				
	Total	Hospital	Home	Others	Not Stated
1Q 2018	2,017	1,978	39	-	-
1Q 2017	2,034	1,980	54	-	-

Source: Preliminary results based from DVSS 2011 generated reports, PSA-NCR II

Table 4. Timely Registered Live Birth by Attendant at Birth, City of Marikina:
First Quarter of 2018 and 2017

Quarter/ Year	Attendant at Birth						Not Stated
	Total	Physician	Nurse	Midwife	Hilot/Unlicensed Midwife	Others	
1Q 2018	2,017	1,298	30	658	31	-	-
1Q 2017	2,034	1,360	2	655	16	-	1

Source: Preliminary results based from DVSS 2011 generated reports, PSA-NCR II

Table 5. Timely Registered Live Births by Sex and Legitimacy Status, City of Marikina:
First Quarter of 2018 and 2017

Sex	1Q 2018				1Q 2017			
	Total	Legitimate	Illegitimate	Not Stated	Total	Legitimate	Illegitimate	Not Stated
Total	2,017	683	1,334	-	2,034	652	1,382	-
Male	1,050	360	690	-	1,056	336	720	-
Female	967	323	644	-	978	316	662	-
Not Stated	-	-	-	-	-	-	-	-

Source: Preliminary results based from DVSS 2011 generated reports, PSA-NCR II

Table 6. Timely Registered Marriages by Type of Ceremony, City of Marikina:
First Quarter of 2018 and 2017

Quarter/ Year	Type of Ceremony						Not Stated
	Total	Roman Catholic Church	Civil	Muslim	Tribal	Other Religious Rites	
1Q 2018	524	170	166	-	-	188	-
1Q 2017	442	150	191	-	-	101	-

Source: Preliminary results based from DVSS 2011 generated reports, PSA-NCR II

Table 7. Registered Marriages by 5 Year Age Group of Groom and Bride, City of Marikina: First Quarter of 2018

City/ Grooms Age	Brides Age									
	Total	Under 15	15 - 19	20 - 24	25 - 29	30 - 34	35 - 39	40 - 44	45 - 49	50 - 54
City of Marikina	524	-	4	101	216	103	56	17	10	5
Under 15	-	-	-	-	-	-	-	-	-	-
15 - 19	-	-	-	-	-	-	-	-	-	-
20 - 24	74	-	3	49	19	2	1	-	-	-
25 - 29	188	-	1	40	114	28	3	1	-	-
30 - 34	124	-	-	9	58	44	11	1	1	-
35 - 39	68	-	-	3	20	21	21	3	-	-
40 - 44	19	-	-	-	-	4	11	3	-	1
45 - 49	18	-	-	-	3	3	5	5	2	-
50 - 54	11	-	-	-	1	-	2	2	3	1
55 - 59	10	-	-	-	-	1	1	1	-	3
60 - 64	5	-	-	-	-	-	1	1	2	-
65 - 69	5	-	-	-	1	-	-	-	2	-
70 - 74	-	-	-	-	-	-	-	-	-	-
75 - 79	2	-	-	-	-	-	-	-	-	-
80 - 84	-	-	-	-	-	-	-	-	-	-
85 - 89	-	-	-	-	-	-	-	-	-	-
90 - 94	-	-	-	-	-	-	-	-	-	-
95 - 99	-	-	-	-	-	-	-	-	-	-
Not Stated	-	-	-	-	-	-	-	-	-	-

Table 7 - continued

City/ Grooms Age	Brides Age									Not Stated
	55 - 59	60 - 64	65 - 69	70 - 74	75 - 79	80 - 84	85 - 89	90 - 94	95 - 99	
City of Marikina	7	2	2	-	-	1	-	-	-	-
Under 15	-	-	-	-	-	-	-	-	-	-
15 - 19	-	-	-	-	-	-	-	-	-	-
20 - 24	-	-	-	-	-	-	-	-	-	-
25 - 29	-	-	-	-	-	1	-	-	-	-
30 - 34	-	-	-	-	-	-	-	-	-	-
35 - 39	-	-	-	-	-	-	-	-	-	-
40 - 44	-	-	-	-	-	-	-	-	-	-
45 - 49	-	-	-	-	-	-	-	-	-	-
50 - 54	2	-	-	-	-	-	-	-	-	-
55 - 59	4	-	-	-	-	-	-	-	-	-
60 - 64	-	-	1	-	-	-	-	-	-	-
65 - 69	1	1	-	-	-	-	-	-	-	-
70 - 74	-	-	-	-	-	-	-	-	-	-
75 - 79	-	1	1	-	-	-	-	-	-	-
80 - 84	-	-	-	-	-	-	-	-	-	-
85 - 89	-	-	-	-	-	-	-	-	-	-
90 - 94	-	-	-	-	-	-	-	-	-	-
95 - 99	-	-	-	-	-	-	-	-	-	-
Not Stated	-	-	-	-	-	-	-	-	-	-

Source: Preliminary results based from DVSS 2011 generated reports, PSA-NCR II

Table 8. Timely Registered Deaths by Sex, City of Marikina: First Quarter of 2018 and 2017

Quarter/Year	Total	Sex			Sex Ratio
		Male	Female	Not Stated	
1Q 2018	1,000	543	457	-	119
1Q 2017	1,125	632	492	1	128

Source: Preliminary results based from DVSS 2011 generated reports, PSA-NCR II

Table 9. Timely Registered Deaths by Place Type, City of Marikina: First Quarter of 2018 and 2017

Quarter/Year	Place Type				
	Total	Hospital	Home	Others	Not Stated
1Q 2018	1,000	704	292	4	-
1Q 2017	1,125	788	336	-	1

Source: Preliminary results based from DVSS 2011 generated reports, PSA-NCR II

Table 10. Registered Deaths by Registration Status, City of Marikina:
First Quarter of 2018 and 2017

Quarter/ Year	Registration Status			
	Total	Timely	Late	Not Stated
1Q 2018	1,003	1,000	3	-
1Q 2017	1,130	1,125	5	-

Source: Preliminary results based from DVSS 2011 generated reports, PSA-NCR II

Table 11. Timely Registered Deaths by Attendant at Death, City of Marikina:
First Quarter of 2018 and 2017

Quarter/ Year	Attendant at Death						
	Total	Private Physician	Public Health Officer	Hospital Authority	None	Others	Not Stated
1Q 2018	1,000	181	8	575	216	14	6
1Q 2017	1,125	278	4	589	173	34	47

Source: Preliminary results based from DVSS 2011 generated reports, PSA-NCR II

EXPLANATORY NOTES

Introduction

Vital statistics are derived from information obtained at the time when the occurrences of vital events and their characteristics are inscribed in a civil register.

Vital acts and events are the births, deaths, fetal deaths, marriages, and all such events that have something to do with an individual's entrance and departure from life together with the changes in civil status that may occur to a person during his lifetime. Recording of these events in the civil register is known as vital or civil registration and the resulting documents are called vital records.

Definition of terms and concepts

Significant terminologist and descriptions in the foregoing highlights and tables are defined below. Included are some items found in the certificates and summary measure used in describing the facts of events.

Live Birth is a complete expulsion or extraction from its mother of a product of conception, irrespective of the duration of the pregnancy, which after such separation, breathes or shows any other evidence of life, such as beating of the heart, pulsation of the umbilical cord, or definite movement of voluntary muscles, whether or not the umbilical cord has been cut or the placenta is attached; each product of such a birth is considered liveborn.

Marriage is a contract of permanent union between a man and a woman entered into in accordance with law for the establishment of conjugal and family life.

Death refers to the permanent disappearance of all evidence of life at any time after live birth has taken place (postnatal cessation of vital function without capability of resuscitation).

Daily Average refers to the arithmetic mean of birth, death or marriage occurrences per day.

Sex Ratio refers to the number of males per one hundred females.

Usual Residence refers to the place where the person habitually or permanently resides.

Place of Occurrence refers to the place where the vital event took place.

Content and Coverage of Publication

This report contains statistical tables and the highlights covering the three vital events - marriages, births, and deaths.