



SPECIAL RELEASE

VITAL STATISTICS OF QUEZON CITY: First Quarter of 2018

(Preliminary results based from DVSS 2011 generated reports of PSA-NCR II)

Date of Release: December 10, 2019

Reference No. : 2019 – 11(POII)

Civil Registration is a continuous, permanent and compulsory recording of vital events occurring in the life of an individual such as birth, marriage and death as well as court decrees, and legal instruments affecting the civil status of an individual in appropriate registers as mandated by Act no. 3753, the Civil Registry Code.

This special release presents data on vital statistics which occurred in the first quarter of 2018. Statistics on this vital event were based on the births, marriages, and deaths registered in Quezon City. The data are preliminary results from the Decentralized Vital Statistics System (DVSS) 2011 based on the document submitted by the City Civil Registry Department of Quezon City.

Live Birth

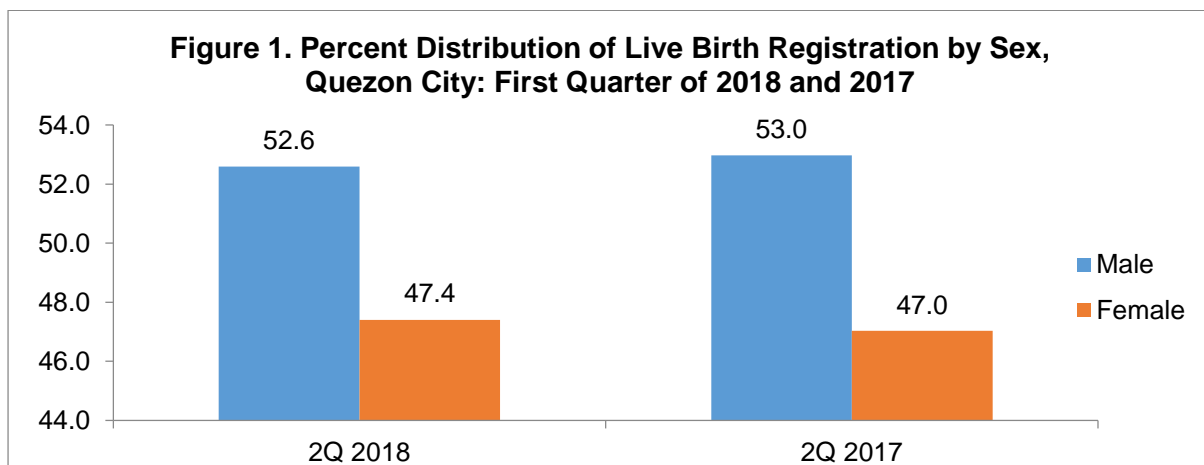
Quezon City Live Birth Decreases by 0.5 percent

There were 11,465 live births registered timely in Quezon City in the first quarter of 2018, recording a decrease of 0.5 percent from the 2017 first quarter figure of 11,517. Of the total registered live births, 6,030 or 52.6 percent were males and 5,435 or 47.4 percent were females, which resulted to a sex ratio of 111 males per 100 females.

Table 1. Timely Registered Live Births by Sex, Quezon City: First Quarter of 2018 and 2017

| Sex | 1Q 2018 | 1Q 2017 |
|------------|---------|---------|
| Total | 11,465 | 11,517 |
| Male | 6,030 | 6,101 |
| Female | 5,435 | 5,416 |
| Not Stated | - | - |

Source: Preliminary Results based from DVSS2011, PSA-NCR II



Source: Preliminary results based from DVSS 2011 generated reports, PSA-NCR II

Out of 12,708 total registered live births, 11,465 or 90.2 percent were timely and 1,243 or 9.8 percent were registered late.

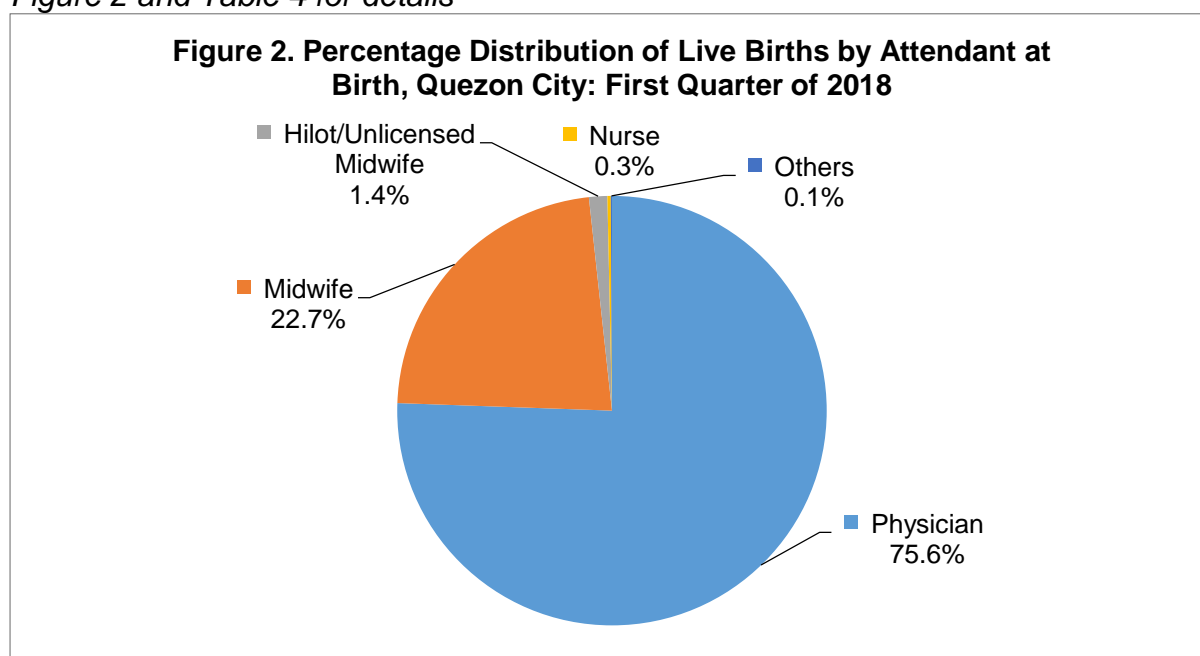
Table 2. Registered Live Births by Registration Status, Quezon City: First Quarter of 2018 and 2017

| Quarter/Year | Registration Status | | | |
|--------------|---------------------|--------|-------|------------|
| | Total | Timely | Late | Not Stated |
| 1Q 2018 | 12,708 | 11,465 | 1,243 | - |
| 1Q 2017 | 12,730 | 11,517 | 1,213 | - |

Source: Preliminary results based from DVSS 2011 generated reports, PSA-NCR II

Four out of Five Births are Attended by Physicians

In Quezon City, 98.5 percent of timely registered birth deliveries were attended by health professionals (physicians, nurses, and midwives). This was slightly higher than the 98.0 percent medically attended babies in the first quarter of 2017. Refer to Figure 2 and Table 4 for details



Source: Preliminary results based from DVSS 2011 generated reports, PSA-NCR II

Note: Details may not add up to total due to rounding

Among the timely registered live births, 11,292 or 98.5 percent were born at the hospital and 172 or 1.5 percent were at home. Refer to Table 3 for details

On the average, there were about 127 babies born daily in the said period or about five babies born per hour.

Five in Eight Babies are Born from Unwed Mothers

There were 7,044 or 61.4 percent of the total timely registered live births in first quarter of 2018 were born out of wedlock. This was higher than the percentage of illegitimate children born in the first quarter of 2017 with 6,801 or 59.1 percent. Refer to table 5 for details

Marriages

Quezon City Registers 3,545 Total Marriages

There were 3,545 marriages registered timely in Quezon City in the first quarter of 2018, a decrease of 22.1 percent from the 4,552 figure during the same quarter of the previous year. *Refer to Table 6 for details*

Seven in Ten Marriages are Solemnized Through Other Religious Rites

Of the total marriages registered in Quezon City, 70.5 percent were solemnized through other religious rites. Other significant matrimonial ceremonies were officiated in Roman Catholic churches (19.5%), through civil rites (9.9%) and muslim (0.1%). *Refer to Table 6 for details*

Women Marry at an Earlier Age than Men

In Quezon City, the median age at marriage for grooms and brides were 31 and 29, respectively.



The highest frequency of marriages in the first quarter of 2018 for grooms was at the age of 28 corresponding to 272 grooms or 7.7 percent. On the other hand, the highest frequency for brides was at the age of 27 corresponding for 284 or 8.0 percent of the total marriages.

There were 136 or 3.8 percent registered brides who entered the wedding ceremony at the age of 20 years old and below in the said period.

DEATH

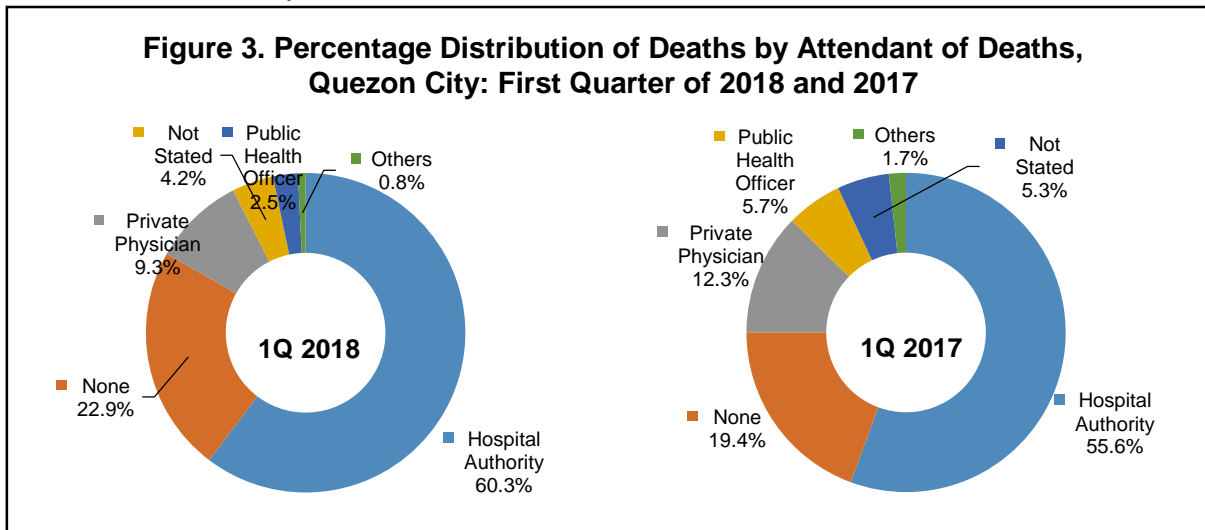
More Males Die than Females

In Quezon City, reported deaths in the first quarter of 2018 had reached 5,447. Male deaths (3,035 or 55.7%) outnumbered female (2,411 or 44.3%) deaths, resulting to a sex ratio of 126 males per 100 females for the first quarter of 2018. The ratio is lower than the sex ratio of 130 males per 100 females during the same quarter of the previous year. On the average, there were about 61 persons who died daily, this translates to three deaths per hour in the said period. *Refer to Table 8 for details*

Five in Seven Deaths are Medically Attended

Of the total reported deaths in Quezon City, 3,928 or 72.1 percent were medically attended. Refer to Table 11 for details

Medically attended deaths are those attended by health authority, physician and other skilled health personnel.



Source: Preliminary Results based from DVSS 2011 generated reports, PSA-NCR II



MR. APOLINAR F. OBLEA
 Chief Statistical Specialist

Table 3. Registered Live Births by Place Type, Quezon City: First Quarter of 2018 and 2017

| Quarter/ Year | Place Type | | | | |
|---------------|------------|----------|------|--------|------------|
| | Total | Hospital | Home | Others | Not Stated |
| 1Q 2018 | 11,465 | 11,292 | 172 | - | 1 |
| 1Q 2017 | 11,517 | 11,367 | 150 | - | - |

Source: Preliminary results based from DVSS 2011 generated reports, PSA-NCR II

Table 4. Registered Live Birth by Attendant at Birth, Quezon City: First Quarter of 2018 and 2017

| Quarter/ Year | Attendant at Birth | | | | | | |
|---------------|--------------------|-----------|-------|---------|--------------------------|--------|------------|
| | Total | Physician | Nurse | Midwife | Hilot/Unlicensed Midwife | Others | Not Stated |
| 1Q 2018 | 11,465 | 8,663 | 29 | 2,605 | 158 | 10 | - |
| 1Q 2017 | 11,517 | 8,502 | 50 | 2,739 | 219 | 7 | - |

Source: Preliminary results based from DVSS 2011 generated reports, PSA-NCR II

Table 5. Registered Live Births by Sex and Legitimacy Status, Quezon City: First Quarter of 2018 and 2017

| Sex | 1Q 2018 | | | | 1Q 2017 | | | |
|------------|---------|------------|--------------|------------|---------|------------|--------------|------------|
| | Total | Legitimate | Illegitimate | Not Stated | Total | Legitimate | Illegitimate | Not Stated |
| Total | 11,465 | 4,421 | 7,044 | - | 11,517 | 4,716 | 6,801 | - |
| Male | 6,030 | 2,284 | 3,746 | - | 6,101 | 2,525 | 3,576 | - |
| Female | 5,435 | 2,137 | 3,298 | - | 5,416 | 2,191 | 3,225 | - |
| Not Stated | - | - | - | - | - | - | - | - |

Source: Preliminary results based from DVSS 2011 generated reports, PSA-NCR II

Table 6. Registered Marriages by Type of Ceremony, Quezon City: First Quarter of 2018 and 2017

| Quarter/ Year | Type of Ceremony | | | | | | |
|---------------|------------------|-----------------------|-------|--------|--------|-----------------------|------------|
| | Total | Roman Catholic Church | Civil | Muslim | Tribal | Other Religious Rites | Not Stated |
| 1Q 2018 | 3,545 | 692 | 350 | 4 | 1 | 2,498 | - |
| 1Q 2017 | 4,552 | 580 | 233 | 15 | 4 | 3,720 | - |

Source: Preliminary results based from DVSS 2011 generated reports, PSA-NCR II

Table 7. Registered Marriages by 5 Year Age Group of Groom and Bride, Quezon City: First Quarter of 2018

| City/ Grooms Age | Brides Age | | | | | | | | | |
|------------------------|--------------|----------|-----------|------------|--------------|------------|------------|------------|-----------|-----------|
| | Total | Under 15 | 15 - 19 | 20 - 24 | 25 - 29 | 30 - 34 | 35 - 39 | 40 - 44 | 45 - 49 | 50-54 |
| Quezon City | 3,541 | - | 77 | 653 | 1,335 | 841 | 320 | 146 | 74 | 40 |
| Under 15 | - | - | - | - | - | - | - | - | - | - |
| 15 - 19 | 20 | - | 12 | 7 | 1 | - | - | - | - | - |
| 20 - 24 | 385 | - | 40 | 237 | 87 | 14 | 1 | 2 | 3 | 1 |
| 25 - 29 | 1,132 | - | 14 | 274 | 658 | 158 | 22 | 3 | 3 | - |
| 30 - 34 | 983 | - | 5 | 79 | 427 | 392 | 66 | 10 | 3 | 1 |
| 35 - 39 | 478 | - | 1 | 23 | 104 | 179 | 134 | 30 | 6 | 1 |
| 40 - 44 | 208 | - | 3 | 12 | 33 | 48 | 47 | 43 | 16 | 4 |
| 45 - 49 | 118 | - | 1 | 7 | 11 | 24 | 27 | 29 | 14 | 4 |
| 50 - 54 | 84 | - | - | 9 | 8 | 12 | 7 | 11 | 15 | 16 |
| 55 - 59 | 56 | - | 1 | 1 | 2 | 11 | 9 | 9 | 6 | 8 |
| 60 - 64 | 39 | - | - | 2 | 2 | 3 | 3 | 4 | 5 | 3 |
| 65 - 69 | 16 | - | - | 2 | - | - | 1 | 3 | 1 | 1 |
| 70 - 74 | 7 | - | - | - | - | - | 1 | 1 | 1 | - |
| 75 - 79 | 11 | - | - | - | 2 | - | - | 1 | 1 | 1 |
| 80 - 84 | 1 | - | - | - | - | - | 1 | - | - | - |
| 85 - 89 | 1 | - | - | - | - | - | - | - | - | - |
| 90 - 94 | 2 | - | - | - | - | - | 1 | - | - | - |
| 95 - 99 | - | - | - | - | - | - | - | - | - | - |
| Not Stated | - | - | - | - | - | - | - | - | - | - |

Table 7 - continued

| City/ Grooms Age | Brides Age | | | | | | | | | |
|------------------------|------------|-----------|-----------|----------|----------|---------|---------|---------|---------|------------|
| | 55 - 59 | 60 - 64 | 65 - 69 | 70 - 74 | 75 - 79 | 80 - 84 | 85 - 89 | 90 - 94 | 95 - 99 | Not Stated |
| Quezon City | 30 | 11 | 10 | 3 | 1 | - | - | - | - | - |
| Under 15 | - | - | - | - | - | - | - | - | - | - |
| 15 - 19 | - | - | - | - | - | - | - | - | - | - |
| 20 - 24 | - | - | - | - | - | - | - | - | - | - |
| 25 - 29 | - | - | - | - | - | - | - | - | - | - |
| 30 - 34 | - | - | - | - | - | - | - | - | - | - |
| 35 - 39 | - | - | - | - | - | - | - | - | - | - |
| 40 - 44 | 1 | 1 | - | - | - | - | - | - | - | - |
| 45 - 49 | - | 1 | - | - | - | - | - | - | - | - |
| 50 - 54 | 5 | - | - | 1 | - | - | - | - | - | - |
| 55 - 59 | 8 | - | 1 | - | - | - | - | - | - | - |
| 60 - 64 | 11 | 5 | 1 | - | - | - | - | - | - | - |
| 65 - 69 | 4 | 1 | 3 | - | - | - | - | - | - | - |
| 70 - 74 | - | 1 | 1 | 1 | 1 | - | - | - | - | - |
| 75 - 79 | 1 | - | 4 | 1 | - | - | - | - | - | - |
| 80 - 84 | - | - | - | - | - | - | - | - | - | - |
| 85 - 89 | - | 1 | - | - | - | - | - | - | - | - |
| 90 - 94 | - | 1 | - | - | - | - | - | - | - | - |
| 95 - 99 | - | - | - | - | - | - | - | - | - | - |
| Not Stated | - | - | - | - | - | - | - | - | - | - |

Source: Preliminary results based from DVSS 2011 generated reports, PSA-NCR II

Table 8. Registered Deaths by Sex, Quezon City: First Quarter of 2018 and 2017

| Quarter/Year | Total | Sex | | | Sex Ratio |
|--------------|-------|-------|--------|------------|-----------|
| | | Male | Female | Not Stated | |
| 1Q 2018 | 5,447 | 3,035 | 2,411 | 1 | 126 |
| 1Q 2017 | 5,331 | 3,017 | 2,314 | - | 130 |

Source: Preliminary results based from DVSS 2011 generated reports, PSA-NCR II

Table 9. Registered Deaths by Place Type, Quezon City: First Quarter of 2018 and 2017

| Quarter/Year | Place Type | | | | |
|--------------|------------|----------|-------|--------|------------|
| | Total | Hospital | Home | Others | Not Stated |
| 1Q 2018 | 5,447 | 3,869 | 1,555 | 20 | 3 |
| 1Q 2017 | 5,331 | 3,612 | 1,705 | 14 | - |

Source: Preliminary results based from DVSS 2011 generated reports, PSA-NCR II

Table 10. Registered Deaths by Registration Status, Quezon City: First Quarter of 2018 and 2017

| Quarter/ Year | Registration Status | | | |
|---------------|---------------------|--------|------|------------|
| | Total | Timely | Late | Not Stated |
| 1Q 2018 | 5,476 | 5,447 | 29 | - |
| 1Q 2017 | 5,352 | 5,331 | 21 | - |

Source: Preliminary results based from DVSS 2011 generated reports, PSA-NCR II

Table 11. Registered Deaths by Attendant at Death, Quezon City: First Quarter of 2018 and 2017

| Quarter/ Year | Attendant at Death | | | | | | |
|------------------|--------------------|----------------------|--------------------------|-----------------------|-------|--------|------------|
| | Total | Private Physician | Public Health Officer | Hospital Authority | None | Others | Not Stated |
| 1Q 2018 | 5,447 | 506 | 137 | 3,285 | 1,248 | 42 | 229 |
| 1Q 2017 | 5,331 | 657 | 302 | 2,966 | 1,033 | 92 | 281 |

Source: Preliminary results based from DVSS 2011 generated reports, PSA-NCR II

EXPLANATORY NOTES

Introduction

Vital statistics are derived from information obtained at the time when the occurrences of vital events and their characteristics are inscribed in a civil register. Vital acts and events are the births, deaths, fetal deaths, marriages, and all such events that have something to do with an individual's entrance and departure from life together with the changes in civil status that may occur to a person during his lifetime. Recording of these events in the civil register is known as vital or civil registration and the resulting documents are called vital records.

Definition of terms and concepts

Significant terminology and descriptions in the foregoing highlights and tables are defined below. Included are some items found in the certificates and summary measure used in describing the facts of events.

Live Birth is a complete expulsion or extraction from its mother of a product of conception, irrespective of the duration of the pregnancy, which after such separation, breathes or shows any other evidence of life, such as beating of the heart, pulsation of the umbilical cord, or definite movement of voluntary muscles, whether or not the umbilical cord has been cut or the placenta is attached; each product of such a birth is considered liveborn.

Marriage is a contract of permanent union between a man and a woman entered into in accordance with law for the establishment of conjugal and family life.

Death refers to the permanent disappearance of all evidence of life at any time after live birth has taken place (postnatal cessation of vital function without capability of resuscitation).

Daily Average refers to the arithmetic mean of birth, death or marriage occurrences per day.

Sex Ratio refers to the number of males per one hundred females.

Usual Residence refers to the place where the person habitually or permanently resides.

Place of Occurrence refers to the place where the vital event took place.

Content and Coverage of Publication

This report contains statistical tables and the highlights covering the three vital events - marriages, births, and deaths.