



SPECIAL RELEASE

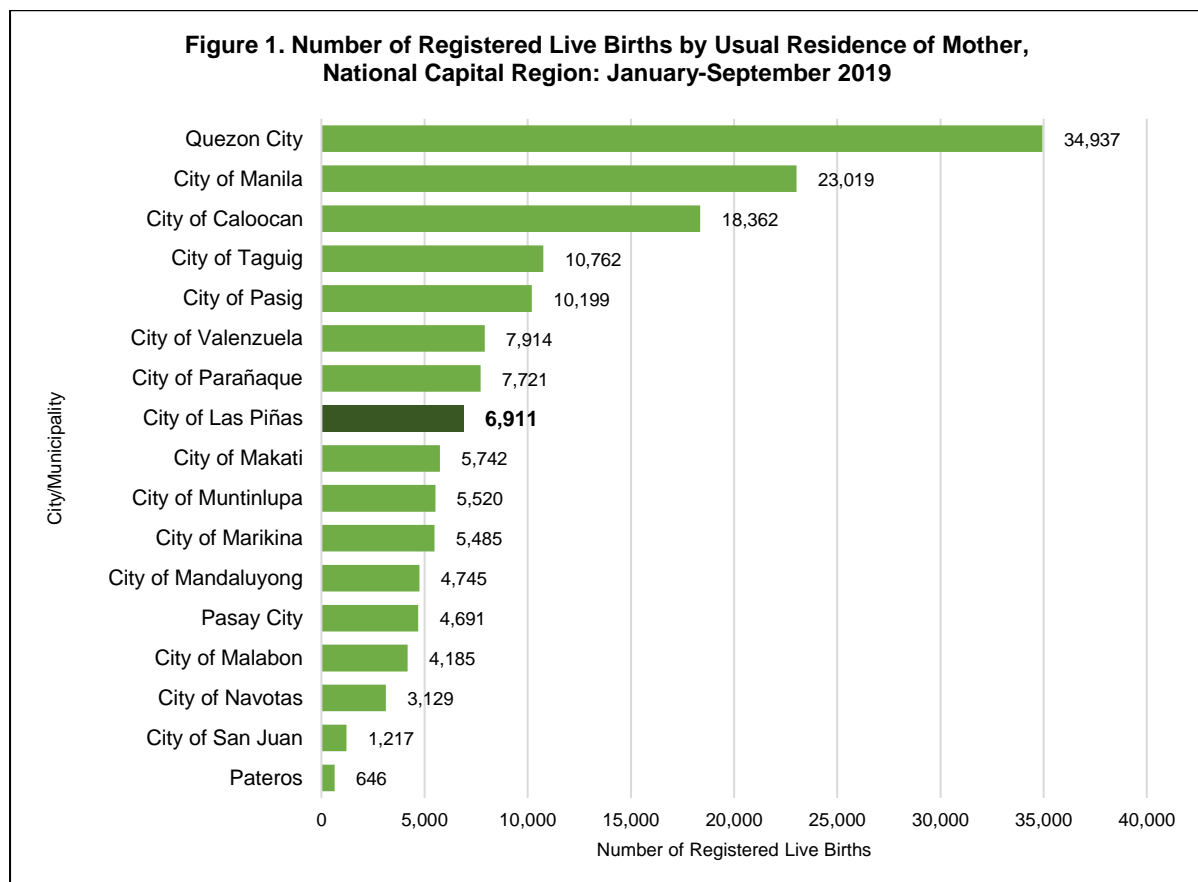
CIVIL REGISTRATION AND VITAL STATISTICS City of Las Piñas: First to Third Quarter 2019

Date of Release: September 15, 2020
Reference No. SR-2020 - 32

Figures are results of actual registration without any adjustment of under-registration. Civil Registration is a continuous process. Hence, there is a need to establish certain cut-off period. The data presented herein are events occurred from January to September 2019 and processed at PSA-CRS until December 2019. Cumulative figures for January to June reflect updates received in the previous months.

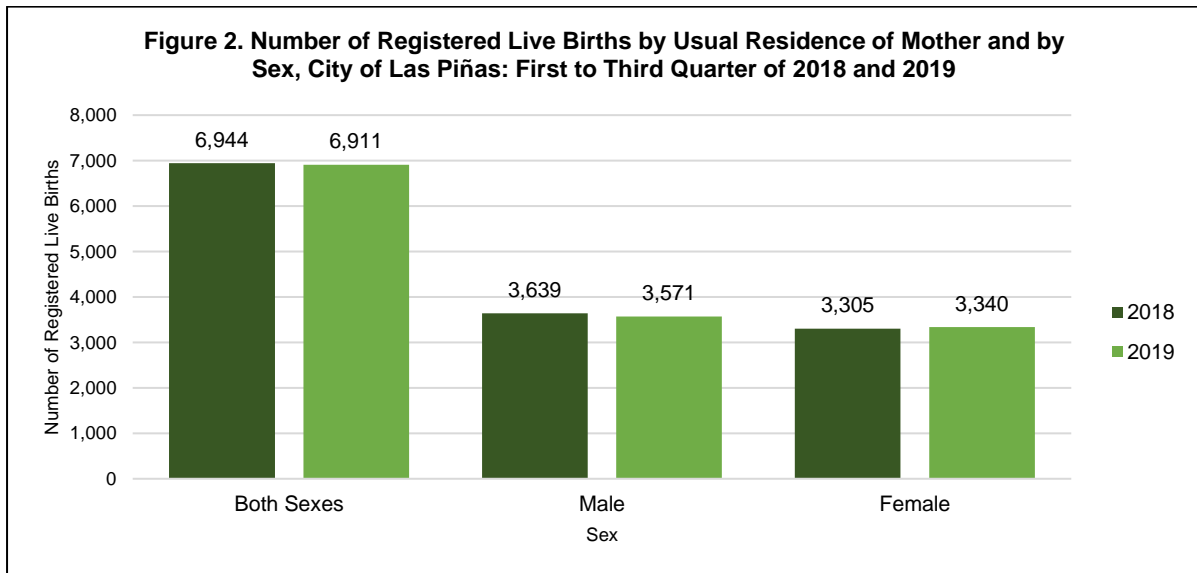
City of Las Piñas registers almost seven thousand live births from first to third quarter of 2019.

From January to September of 2019, the City of Las Piñas registered a total of 6,911 live births. This contributed to 4.45 percent of the 155,185 total number of registered live births in the whole National Capital Region (NCR). The city ranked eighth based on the number of registered live births in NCR. (See Figure 1)

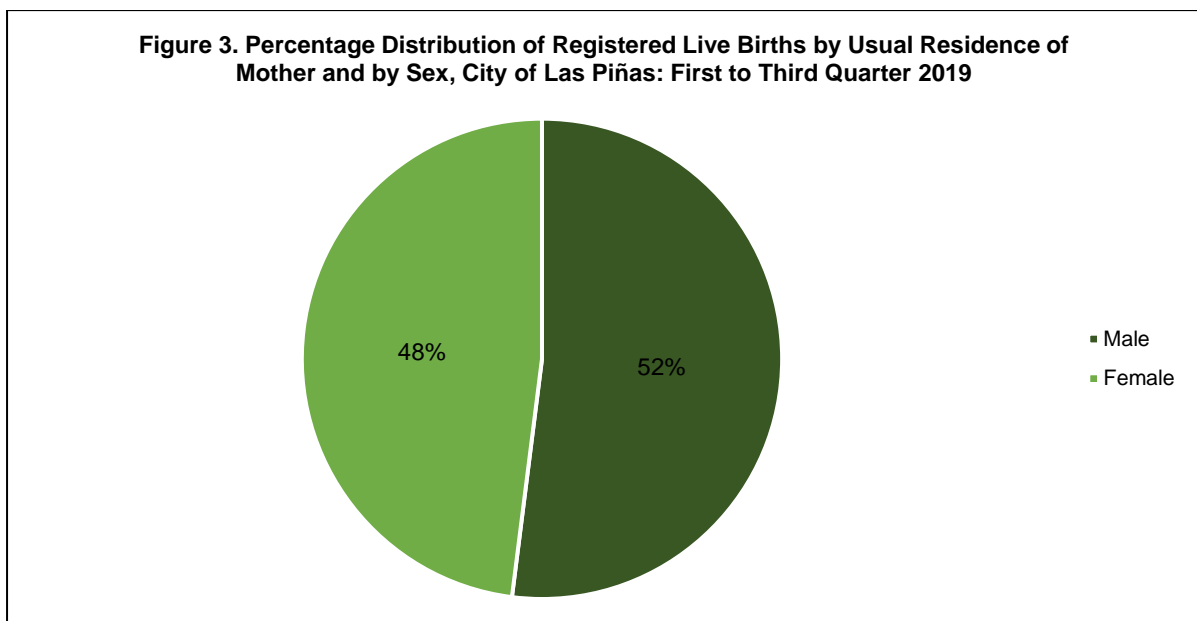


Source: Philippine Statistics Authority, Civil Registration Service, Vital Statistics Division (Preliminary Results)

The number of live births accounted from first to third quarter of 2019 exhibited a decrease of 0.48 percent from the 6,944 total registered live births in the same quarters of 2018. Registered live births for males were recorded 3,571 or 52 percent, while the remaining 3,340 or 48 percent were females. This gives a sex ratio of 107 males per 100 females born in the city as registered from first to third cube in 2019. (See Figures 2 and 3)



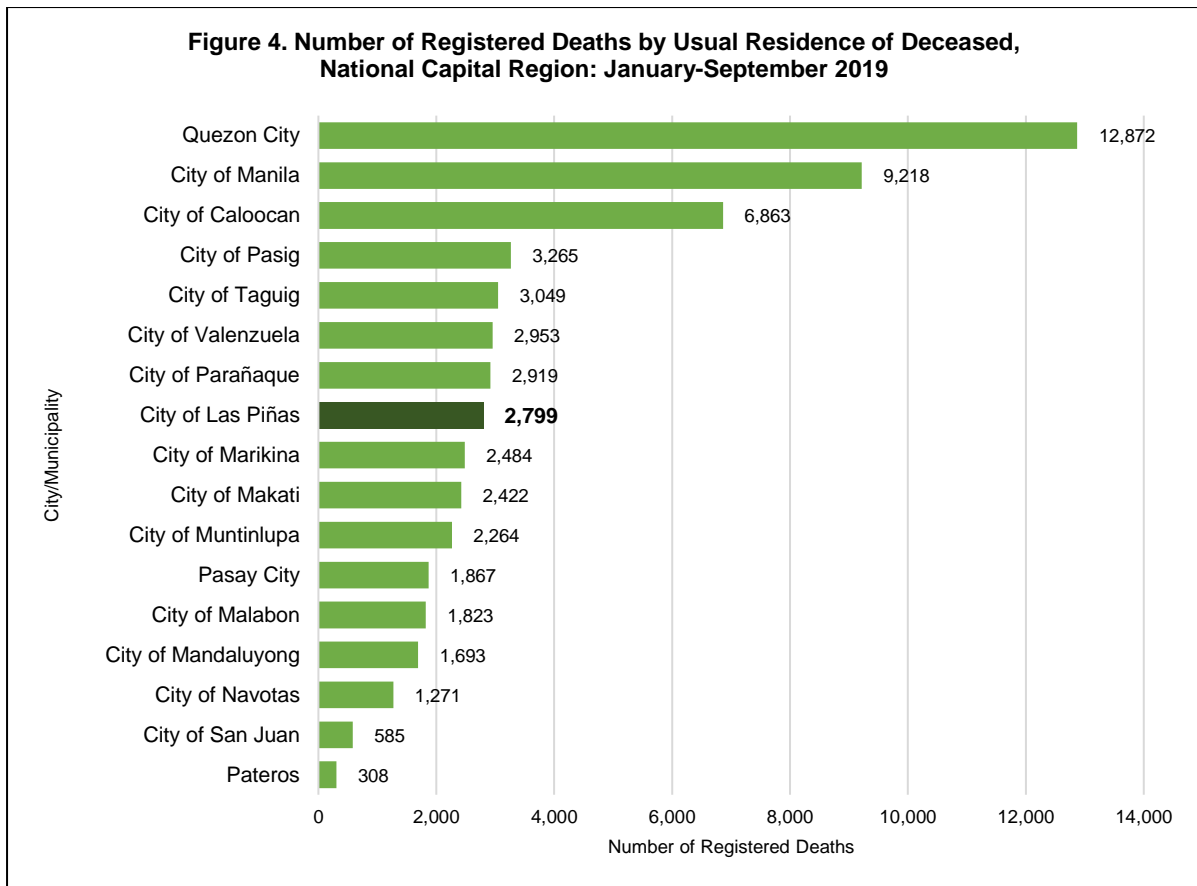
Source: Philippine Statistics Authority, Civil Registration Service, Vital Statistics Division (Preliminary Results)



Source: Philippine Statistics Authority, Civil Registration Service, Vital Statistics Division (Preliminary Results)

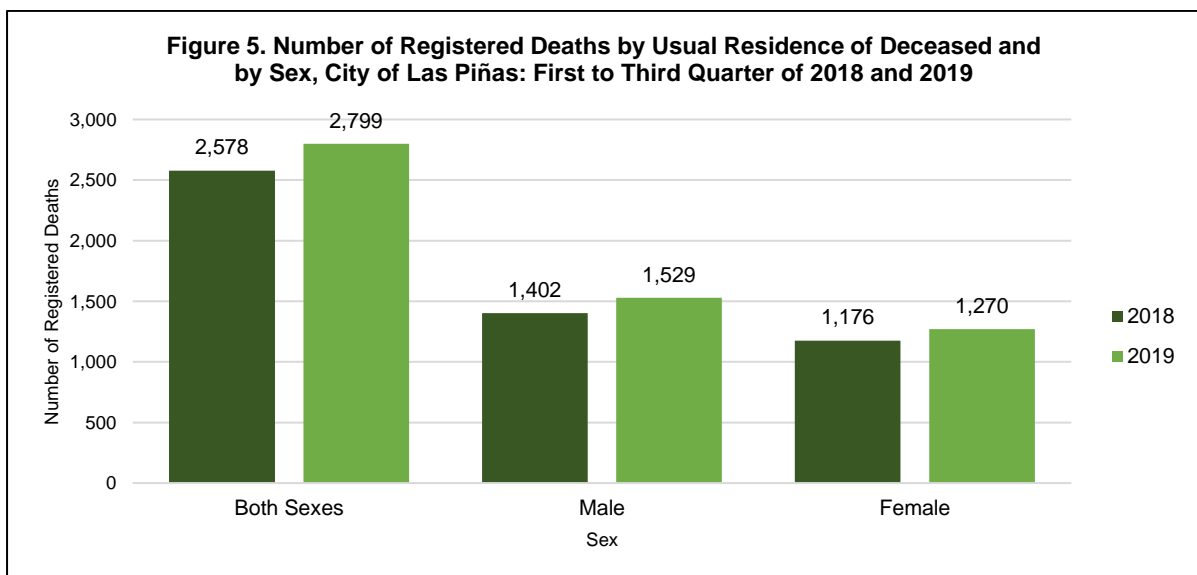
Death statistics in the City of Las Piñas tolls to almost two thousand eight hundred in the first three quarters of 2019.

A total of 2,799 death occurrences were registered in the first three quarters of 2019 in the City of Las Piñas. This gave a percentage share of about 4.77 percent of the 58,655 total number of registered deaths in NCR on the same reference period. Based on the number of deaths in NCR, the city ranked eighth with Quezon City on top of the board. (See Figure 4)



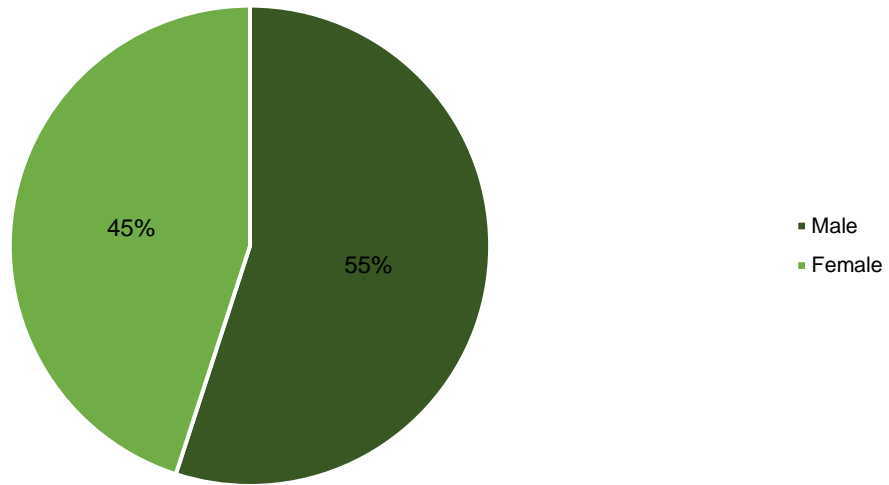
Source: Philippine Statistics Authority, Civil Registration Service, Vital Statistics Division (Preliminary Results)

The reported figure of registered deaths in the past three quarters of 2019 showed an increase of 221 death occurrences or 8.57 percent higher than the previous year of the same reference period. The 55 percent or 1,529 of the death occurrences in the city from January to September of 2019 were males while the remaining 45 percent or 1,270 were females. As to sex ratio, there are 120 males that die for every 100 females in the City of Las Piñas. (See Figures 5 and 6)



Source: Philippine Statistics Authority, Civil Registration Service, Vital Statistics Division (Preliminary Results)

Figure 6. Percentage Distribution of Registered Deaths by Usual Residence of Deceased and by Sex, City of Las Piñas: First to Third Quarter 2019

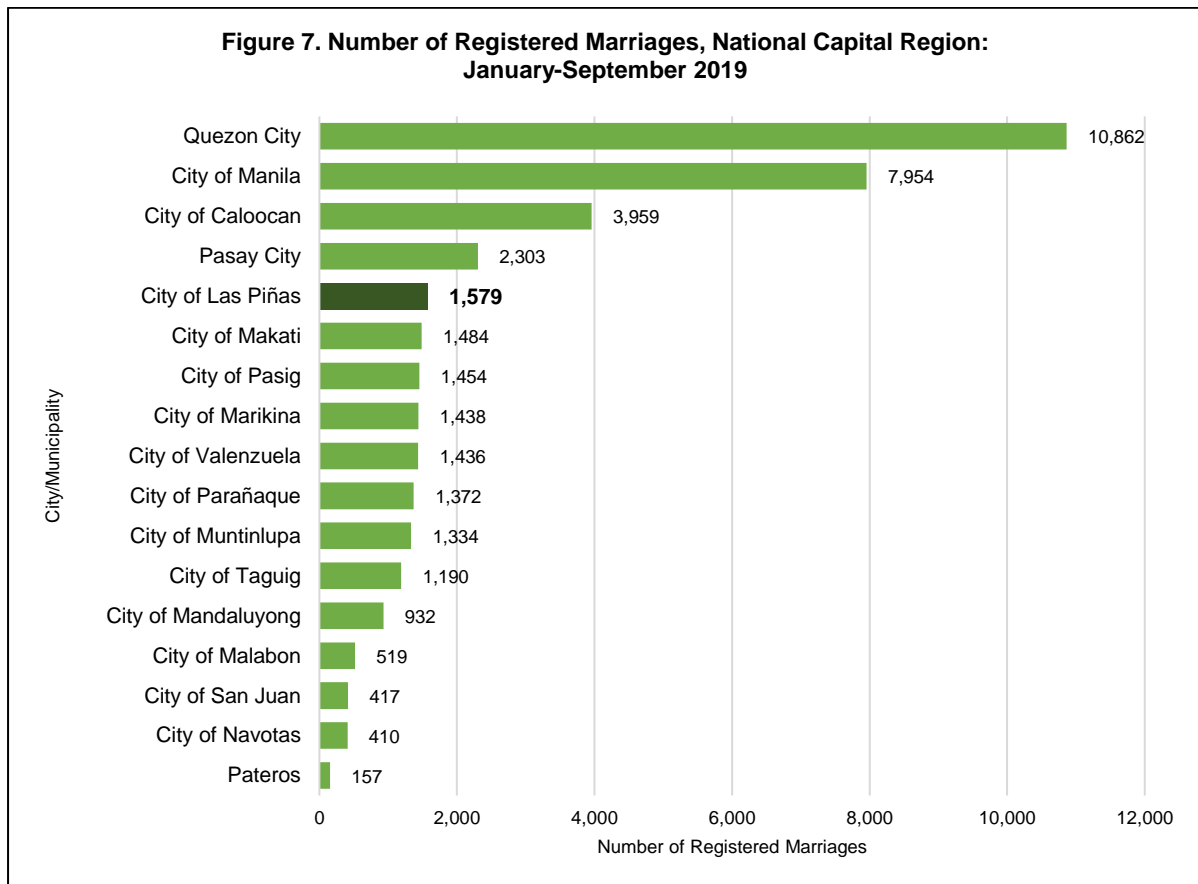


Source: Philippine Statistics Authority, Civil Registration Service, Vital Statistics Division (Preliminary Results)

City of Las Piñas at number five in the number of marriages in NCR.

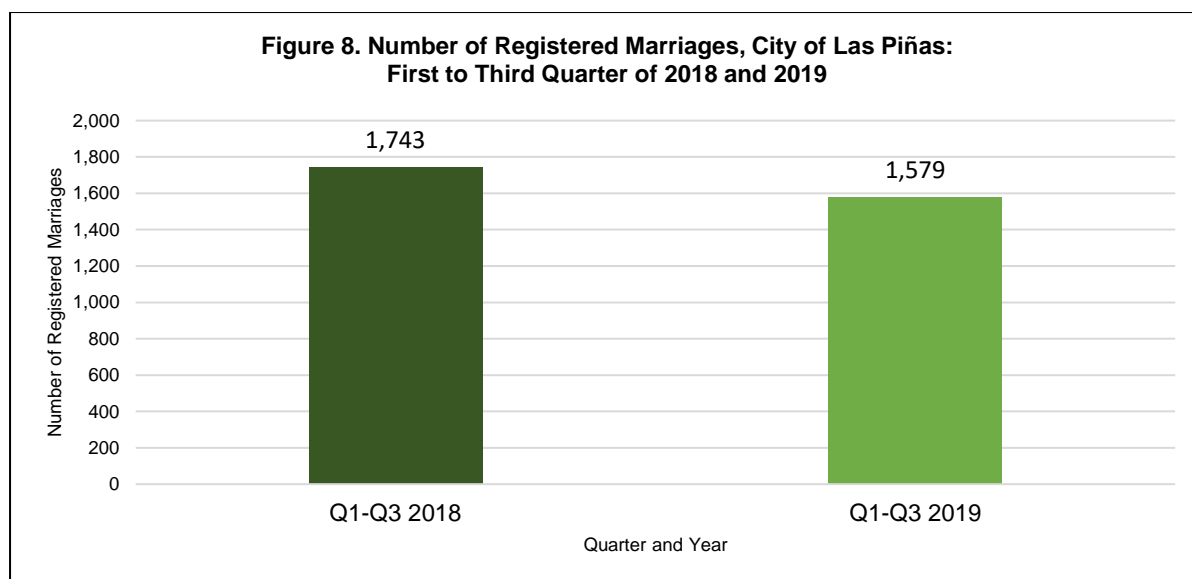
The city accounted a total of 1,579 marriage occurrences from first to third quarter of 2019. This contributed to 4.07 percent of the 38,800 total marriages in the National Capital Region for the same reference period. City of Las Piñas ranked fifth in the highest number of marriage occurrences in the prime region. (See Figure 7)

Figure 7. Number of Registered Marriages, National Capital Region: January-September 2019



Source: Philippine Statistics Authority, Civil Registration Service, Vital Statistics Division (Preliminary Results)

The number of registered marriages obtained from January to September of 2019 displayed a decrease of 9.41 percent from the 1,743 total registered marriages in the same reference period of the previous year. (See Figure 8)



Source: Philippine Statistics Authority, Civil Registration Service, Vital Statistics Division (Preliminary Results)

**Table 1. Number of Registered Vital Events by City/Municipality, National Capital Region:
First to Third Quarter 2019**

REGION, CITY/MUNICIPALITY	Number of Live Births by Sex and by Usual Residence of Mother			Number of Deaths by Sex and by Usual Residence of Deceased			Number of Marriages by Place of Occurrence
	Both Sexes	Male	Female	Both Sexes	Male	Female	
NATIONAL CAPITAL REGION (NCR)	155,185	80,802	74,383	58,655	32,900	25,755	38,800
City of Manila	23,019	12,023	10,996	9,218	5,229	3,989	7,954
City of Mandaluyong	4,745	2,476	2,269	1,693	919	774	932
City of Marikina	5,485	2,830	2,655	2,484	1,404	1,080	1,438
City of Pasig	10,199	5,287	4,912	3,265	1,853	1,412	1,454
Quezon City	34,937	18,114	16,823	12,872	7,196	5,676	10,862
City of San Juan	1,217	669	548	585	288	297	417
City of Caloocan	18,362	9,575	8,787	6,863	3,836	3,027	3,959
City of Malabon	4,185	2,202	1,983	1,823	1,016	807	519
City of Navotas	3,129	1,587	1,542	1,271	733	538	410
City of Valenzuela	7,914	4,147	3,767	2,953	1,679	1,274	1,436
City of Las Piñas	6,911	3,571	3,340	2,799	1,529	1,270	1,579
City of Makati	5,742	3,065	2,677	2,422	1,324	1,098	1,484
City of Muntinlupa	5,520	2,860	2,660	2,264	1,264	1,000	1,334
City of Parañaque	7,721	4,051	3,670	2,919	1,636	1,283	1,372
Pasay City	4,691	2,484	2,207	1,867	1,085	782	2,303
Pateros	646	310	336	308	159	149	157
City of Taguig	10,762	5,551	5,211	3,049	1,750	1,299	1,190

Source: Philippine Statistics Authority, Civil Registration Service, Vital Statistics Division (Preliminary Results)

**Table 2. Number of Registered Vital Events by City/Municipality, National Capital Region:
First to Third Quarter 2018**

REGION, CITY/MUNICIPALITY	Number of Live Births by Sex and by Usual Residence of Mother			Number of Deaths by Sex and by Usual Residence of Deceased			Number of Marriages by Place of Occurrence
	Both Sexes	Male	Female	Both Sexes	Male	Female	Total
NATIONAL CAPITAL REGION (NCR)	149,953	78,413	71,540	55,295	30,878	24,417	42,218
City of Manila	22,530	11,774	10,756	8,992	4,984	4,008	8,521
City of Mandaluyong	4,582	2,414	2,168	1,609	876	733	992
City of Marikina	5,521	2,880	2,641	2,219	1,250	969	1,568
City of Pasig	8,785	4,570	4,215	3,027	1,646	1,381	1,489
Quezon City	34,584	18,143	16,441	12,211	6,791	5,420	12,254
City of San Juan	1,185	618	567	550	298	252	425
City of Caloocan	18,351	9,644	8,707	6,356	3,625	2,731	4,064
City of Malabon	3,993	2,080	1,913	1,824	1,037	787	582
City of Navotas	2,994	1,548	1,446	1,225	683	542	403
City of Valenzuela	7,776	3,992	3,784	2,739	1,521	1,218	1,432
City of Las Piñas	6,944	3,639	3,305	2,578	1,402	1,176	1,743
City of Makati	5,105	2,734	2,371	2,221	1,250	971	1,705
City of Muntinlupa	5,249	2,735	2,514	2,170	1,175	995	1,479
City of Parañaque	7,725	4,049	3,676	2,773	1,562	1,211	1,745
Pasay City	4,341	2,233	2,108	1,714	986	728	2,411
Pateros	612	312	300	281	147	134	165
City of Taguig	149,953	78,413	71,540	55,295	30,878	24,417	42,218

Source: Philippine Statistics Authority, Civil Registration Service, Vital Statistics Division (Preliminary Results)

Technical Notes

Civil Registration is the recording in the appropriate civil registers, vital acts and events that affect the civil status of individuals.

Vital Statistics are derived from information obtained at the time when the occurrences of vital events and their characteristics are inscribed in a civil register.

Vital acts and events are the births, deaths, fetal deaths, marriages, and all such events that have something to do with an individual's entrance and departure from life together with the changes in civil status that may occur to a person during his lifetime. Recording of these events in the civil register is known as vital or civil registration and the resulting documents are called vital records.

- **Live Birth** - is the complete expulsion or extraction from its mother of a product of conception, irrespective of the duration of pregnancy, which, after such separation, breathes or shows any other evidence of life, such as beating of the heart, pulsation of umbilical cord, or definite movement of the voluntary muscles. Whether or not the umbilical cord has been cut or the placenta is attached; each product of such a birth is considered live born.
- **Marriage** - is a special contract of permanent union between a man and a woman entered into in accordance with law for the establishment of conjugal and family life.

- **Death** - refers to the permanent disappearance of all evidence of life at any time after live birth has taken place.
- **Counts on Births** - include babies born in the Philippines whose mother's usual residence is in a foreign country.
- **Counts on Deaths** - include individuals who died in the Philippines whose usual residence is in a foreign country.
- **Sex Ratio** - refers to the number of males per one hundred females.
- **Usual Residence** - refers to the place where the person habitually or permanently resides.

For more details, please visit www.psa.gov.ph



ESTRELLA R. VARGAS
Chief Statistical Specialist