



REPUBLIC OF THE PHILIPPINES
PHILIPPINE STATISTICS AUTHORITY

NCR PROVINCIAL OFFICE V (LAS PIÑAS • MUNTINLUPA • PARAÑAQUE • PASAY)

SPECIAL RELEASE

CIVIL REGISTRATION AND VITAL STATISTICS

City of Parañaque: First Quarter 2019

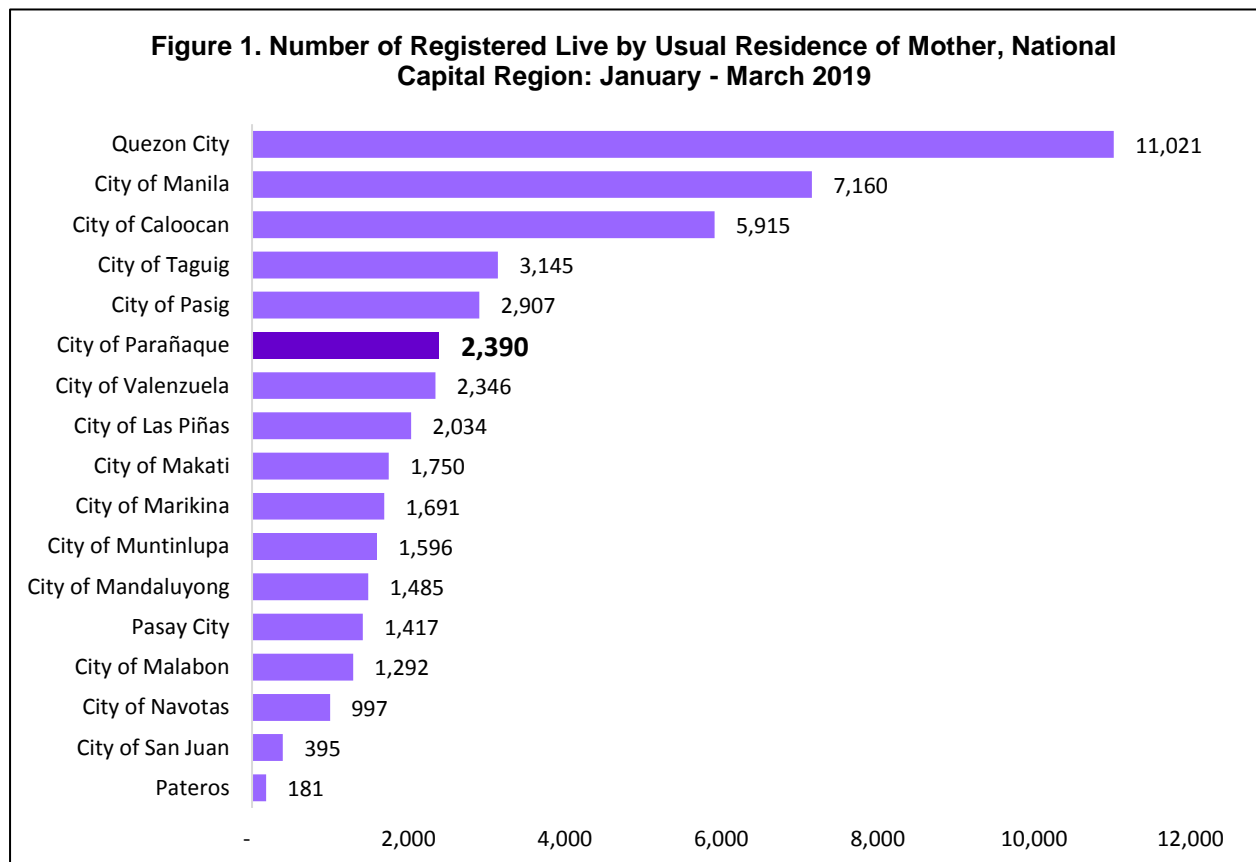
Date of Release: January 22, 2020

Reference No. SR-2020 - 04

Civil Registration is a continuous process. Hence, there is a need to establish certain cut-off period. The data presented herein are events that occurred from January to March 2019, registered at the Local Civil Registry Office of City of Parañaque until April 2019 and submitted to PSA-CRS until June 2019. Caution must be employed in interpreting the data since the figures were not adjusted in consideration of under registration.

City of Parañaque registers more than two thousand live births in the first quarter of 2019.

From January to March of 2019, the City of Parañaque registered a total of 2,390 live births. This contributed to 5.01 percent of the 47,722 total number of registered live births in the whole National Capital Region (NCR). The city ranked sixth with the highest number of registered live births in NCR (See Figure 1).



Source: Philippine Statistics Authority, Civil Registration Service, Vital Statistics Division (Preliminary Results)

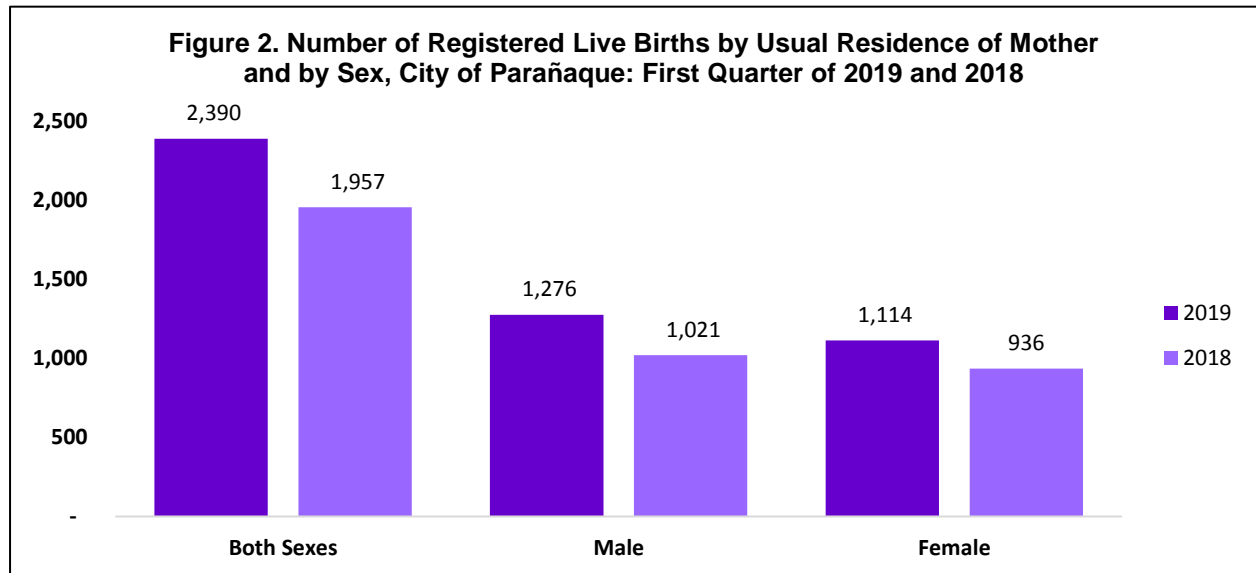


Management System
ISO 9001:2015
www.tuv.com
ID: 9108640991

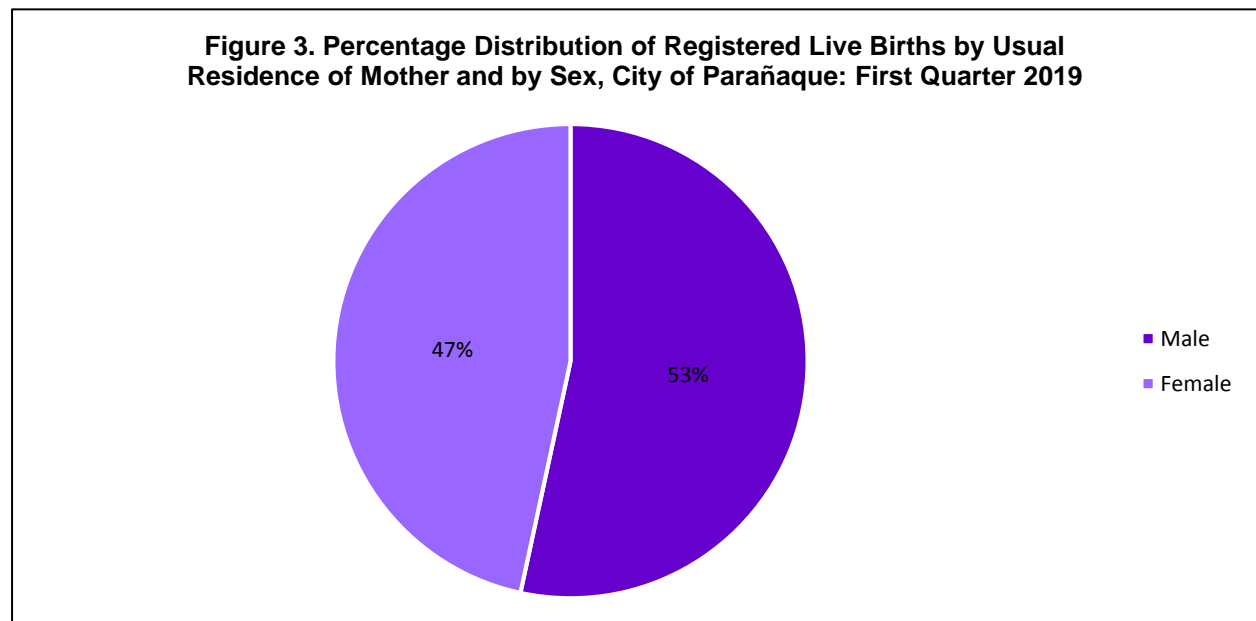


3rd Floor STWLPC Building, 336-338 Sen. Gil Puyat Avenue (Buendia),
Barangay 49 Zone 7, Pasay City Philippines 1300
Telephone (632) 833-8284 • Telefax (632) 834-0051;
Email Address: psa.ncr.pso5@gmail.com; Website: www.psa.gov.ph

The number of live births accounted for the first quarter of 2019 showed an increase of 22 percent from the 1,957 total registered live births in the same quarter of 2018. Registered live births for males were recorded at 1,276 or 53 percent while the remaining 1,114 or 47 percent were females. This gives a sex ratio of 115 males per 100 females born in the city as registered in the first cube of 2019 (See Figures 2 and 3).



Source: Philippine Statistics Authority, Civil Registration Service, Vital Statistics Division (Preliminary Results)

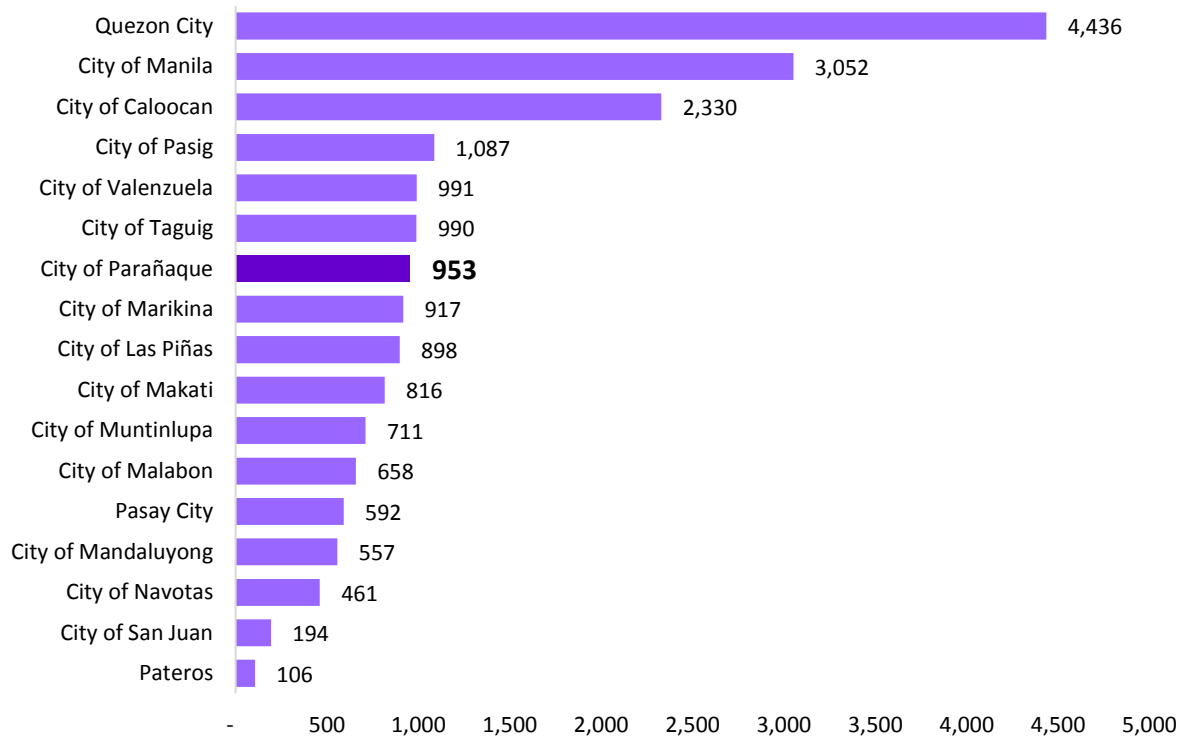


Source: Philippine Statistics Authority, Civil Registration Service, Vital Statistics Division (Preliminary Results)

Death statistics in the City of Parañaque tolls to nearly one thousand in the first quarter of 2019.

A total of 953 death occurrences were registered in the first quarter of 2019 in the City of Parañaque. This gave a percentage share of about 4.83 percent of the 19,749 total number of registered deaths in the NCR on the same period. The city ranked seventh on the most number of deaths in the NCR, with Quezon City on top of the board (See Figure 4).

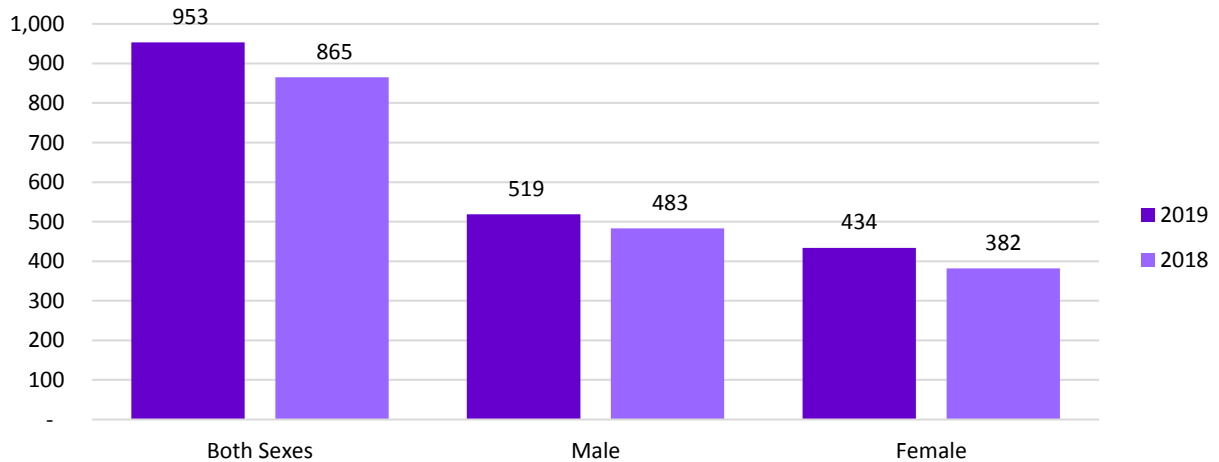
Figure 4. Number of Registered Deaths by Usual Residence of Deceased, National Capital Region: January - March 2019



Source: Philippine Statistics Authority, Civil Registration Service, Vital Statistics Division (Preliminary Results)

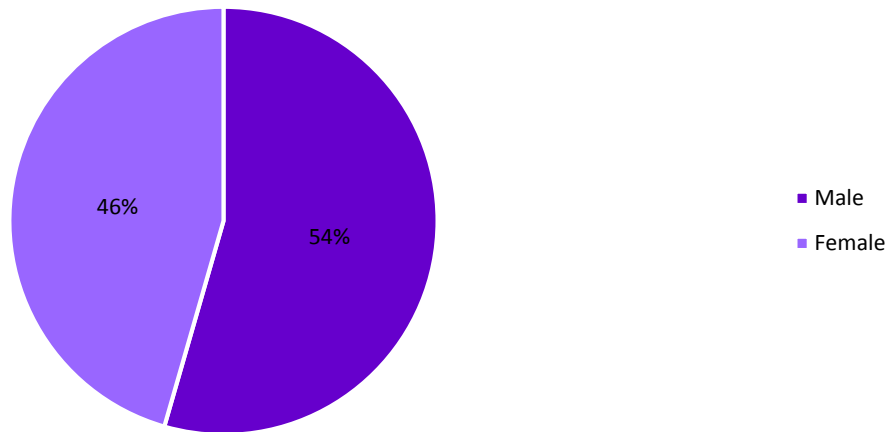
The reported figure of registered deaths in the first quarter of 2019 showed an increase of 88 death occurrences or 10 percent higher than the previous year of the same quarter. The 54 percent or 519 of the death occurrences in the city from January to March of 2019 were males while the remaining 46 percent or 434 were females. As to sex ratio, there are 120 males that die for every 100 females in the City of Parañaque (See Figures 5 and 6).

Figure 5. Number of Registered Deaths by Usual Residence of Deceased and by Sex, City of Parañaque: First Quarter of 2019 and 2018



Source: Philippine Statistics Authority, Civil Registration Service, Vital Statistics Division (Preliminary Results)

Figure 6. Percentage Distribution of Registered Deaths by Usual Residence of Deceased and by Sex, City of Parañaque: First Quarter 2019

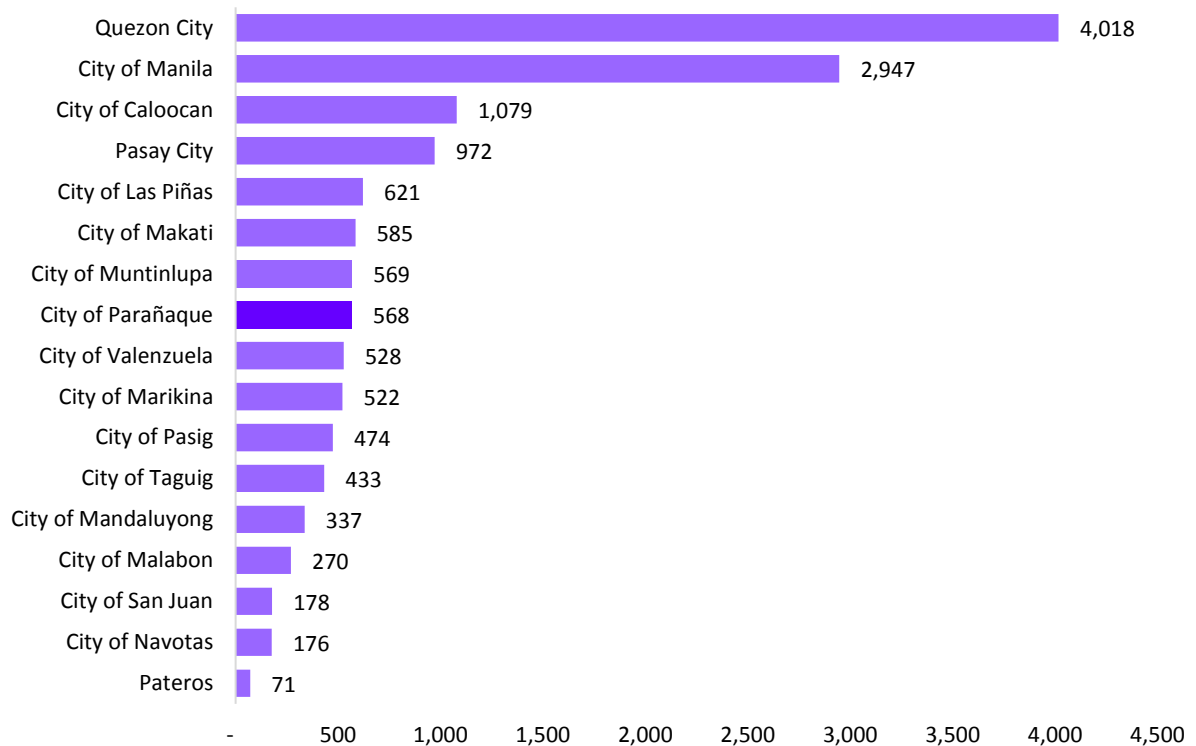


Source: Philippine Statistics Authority, Civil Registration Service, Vital Statistics Division (Preliminary Results)

City of Parañaque at number eight in the number of marriages in the National Capital Region.

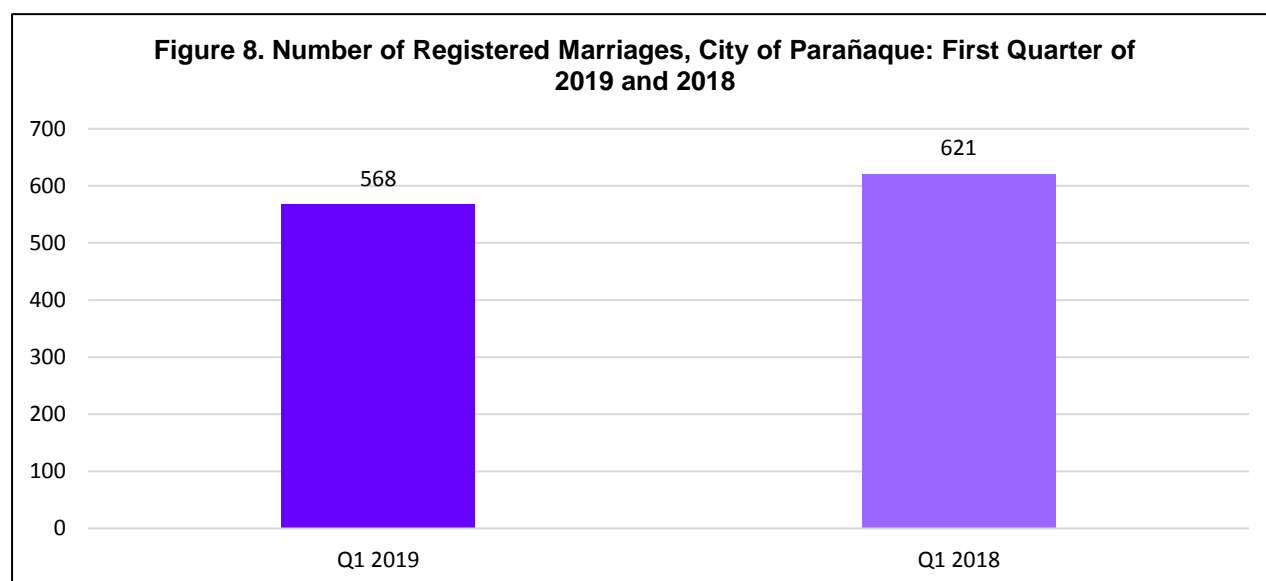
The city accounted a total of 568 marriage occurrences in the first three months of 2019. This contributed to 3.96 percent of the 14,348 total marriages in the NCR on the same period. City of Parañaque ranked eighth in the highest number of marriage occurrences in the prime region (See Figure 7).

Figure 7. Number of Registered Marriages, National Capital Region: January - March 2019



Source: Philippine Statistics Authority, Civil Registration Service, Vital Statistics Division (Preliminary Results)

The number of registered marriages obtained for the first three months of 2019 showed a decrease of almost 9 percent from the 621 total registered marriages in the same quarter of the previous year (See Figure 8).



Source: Philippine Statistics Authority, Civil Registration Service, Vital Statistics Division (Preliminary Results)

Table 1. Number of Registered Vital Events by City/Municipality, National Capital Region: First Quarter 2019

REGION, CITY/MUNICIPALITY	Number of Live Births by Sex and by Usual Residence of Mother			Number of Deaths by Sex and by Usual Residence of Deceased			Number of Marriages by Place of Occurrence
	Both Sexes	Male	Female	Both Sexes	Male	Female	Total
NATIONAL CAPITAL REGION (NCR)	47,722	24,844	22,878	19,749	10,976	8,773	14,348
City of Manila	7,160	3,720	3,440	3,052	1,744	1,308	2,947
City of Mandaluyong	1,485	766	719	557	298	259	337
City of Marikina	1,691	855	836	917	499	418	522
City of Pasig	2,907	1,513	1,394	1,087	611	476	474
Quezon City	11,021	5,642	5,379	4,436	2,444	1,992	4,018
City of San Juan	395	208	187	194	95	99	178
City of Caloocan	5,915	3,126	2,789	2,330	1,286	1,044	1,079
City of Malabon	1,292	683	609	658	392	266	270
City of Navotas	997	483	514	461	273	188	176
City of Valenzuela	2,346	1,249	1,097	991	544	447	528
City of Las Piñas	2,034	1,092	942	898	502	396	621
City of Makati	1,750	932	818	816	439	377	585
City of Muntinlupa	1,596	818	778	711	380	331	569
City of Parañaque	2,390	1,276	1,114	953	519	434	568
Pasay City	1,417	751	666	592	327	265	972
Pateros	181	90	91	106	54	52	71
City of Taguig	3,145	1,640	1,505	990	569	421	433

Source: Philippine Statistics Authority, Civil Registration Service, Vital Statistics Division (Preliminary Results)

**Table 2. Number of Registered Vital Events by City/Municipality, National Capital Region:
First Quarter 2018**

REGION, CITY/MUNICIPALITY	Number of Live Births by Sex and by Usual Residence of Mother			Number of Deaths by Sex and by Usual Residence of Deceased			Number of Marriages by Place of Occurrence
	Both Sexes	Male	Female	Both Sexes	Male	Female	Total
NATIONAL CAPITAL REGION (NCR)	41,842	21,735	20,107	16,839	9,403	7,436	13,907
City of Manila	6,628	3,423	3,205	2,867	1,554	1,313	2,951
City of Mandaluyong	1,312	693	619	539	278	261	343
City of Marikina	1,554	803	751	708	393	315	528
City of Pasig	2,682	1,382	1,300	929	517	412	505
Quezon City	9,832	5,136	4,696	3,335	1,874	1,461	3,775
City of San Juan	316	163	153	174	101	73	184
City of Caloocan	4,886	2,597	2,289	1,971	1,116	855	1,334
City of Malabon	1,002	533	469	554	335	219	295
City of Navotas	833	419	414	406	238	168	157
City of Valenzuela	2,085	1,049	1,036	833	448	385	404
City of Las Piñas	1,711	878	833	812	433	379	561
City of Makati	1,620	834	786	687	405	282	588
City of Muntinlupa	1,136	596	540	672	363	309	543
City of Parañaque	1,957	1,021	936	865	483	382	621
Pasay City	1,094	564	530	520	296	224	651
Pateros	195	99	96	92	45	47	74
City of Taguig	2,999	1,545	1,454	875	524	351	393

Source: Philippine Statistics Authority, Civil Registration Service, Vital Statistics Division (Preliminary Results)

Technical Notes

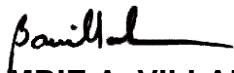
Vital statistics are derived from information obtained at the time when the occurrences of vital events and their characteristics are inscribed in a civil register.

Vital acts and events are the births, deaths, fetal deaths, marriages, and all such events that have something to do with an individual's entrance and departure from life together with the changes in civil status that may occur to a person during his lifetime. Recording of these events in the civil register is known as vital or civil registration and the resulting documents are called vital records.

- **Live Birth** - is the complete expulsion or extraction from its mother of a product of conception, irrespective of the duration of pregnancy, which, after such separation, breathes or shows any other evidence of life, such as beating of the heart, pulsation of umbilical cord, or definite movement of the voluntary muscles. Whether or not the umbilical cord has been cut or the placenta is attached; each product of such a birth is considered live born.
- **Marriage** - is a special contract of permanent union between a man and a woman entered into in accordance with law for the establishment of conjugal and family life.

- **Death** - refers to the permanent disappearance of all evidence of life at any time after live birth has taken place.
- **Sex Ratio** - refers to the number of males per one hundred females.
- **Usual Residence** - refers to the place where the person habitually or permanently resides.

For more details, please visit www.psa.gov.ph



BAMBIE A. VILLARUEL
Supervising Statistical Specialist
Officer-in-charge