



SPECIAL RELEASE

CIVIL REGISTRATION AND VITAL STATISTICS City of Las Piñas: First Quarter 2021

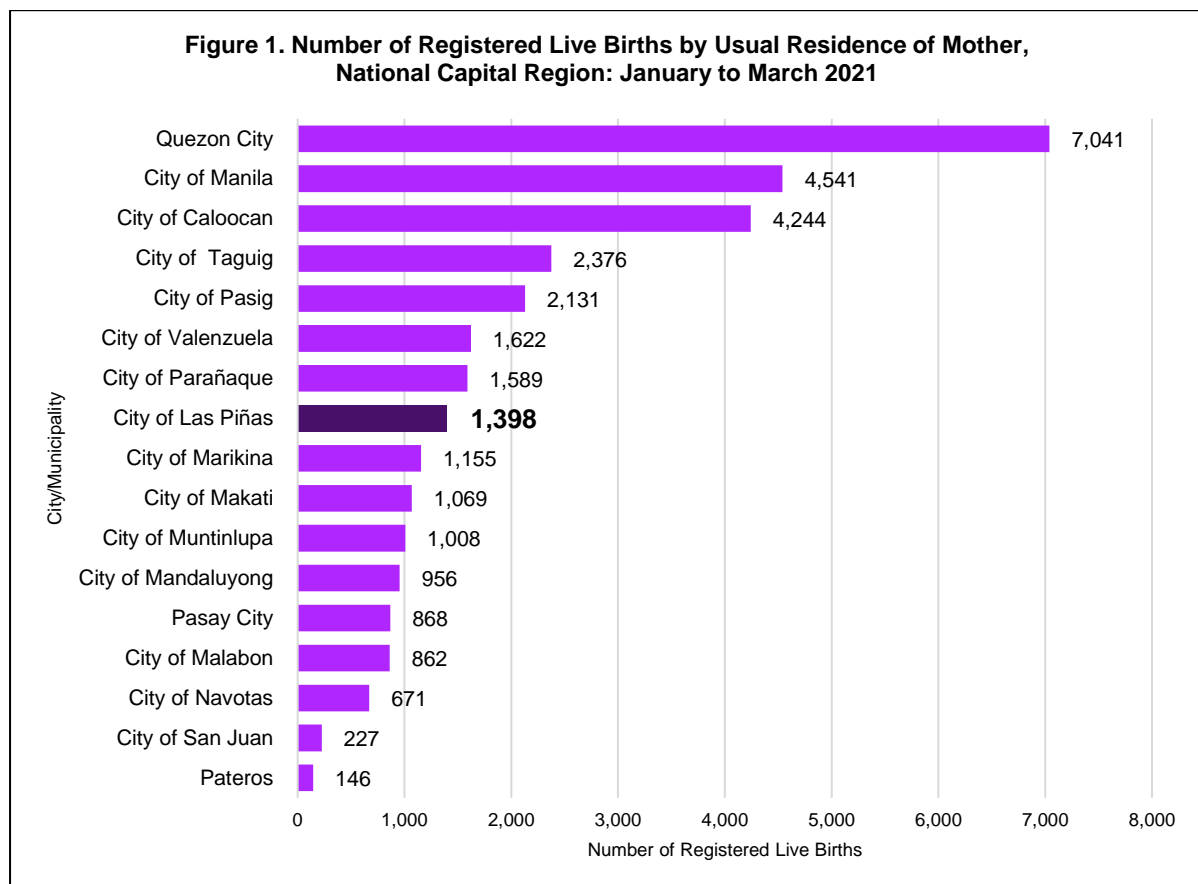
Date of Release: March 4, 2022

Reference No. SR 2022 - 09

Figures are results of actual registration without any adjustment of under-registration. Civil Registration is a continuous process. Hence, there is a need to establish certain cut-off period. The data presented herein are events occurred from January to March 2021.

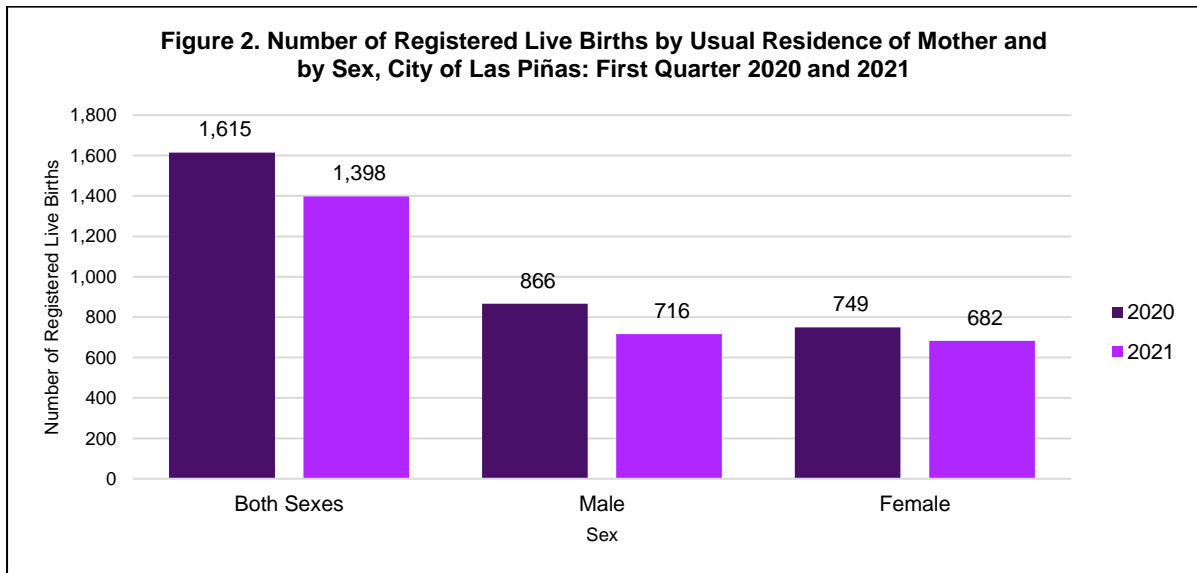
City of Las Piñas registers almost one thousand four hundred live births in the first quarter of 2021.

From January to March of 2021, the City of Las Piñas registered a total of 1,398 live births. This contributed to 4.38 percent of the 31,904 total number of registered live births in the whole National Capital Region (NCR). The city ranked eighth based on the number of registered live births in the region. (See Figure 1)

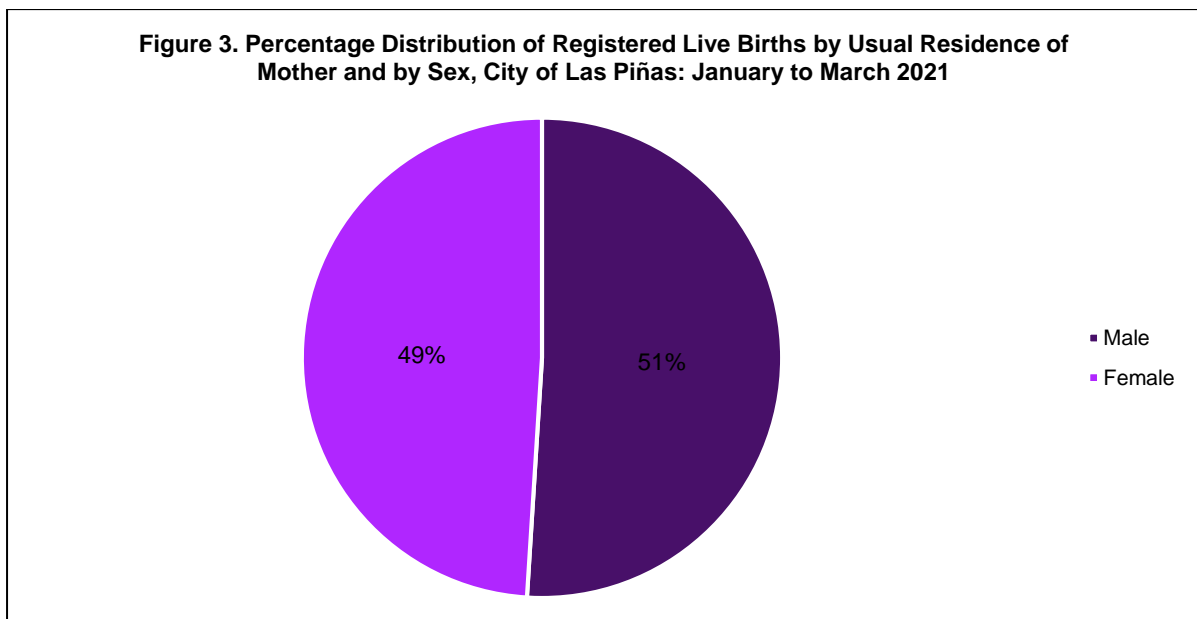


Source: Philippine Statistics Authority, Civil Registration Service, Vital Statistics Division (Preliminary Results)

The number of live births accounted for the first quarter of 2021 exhibited a decrease of 13.44 percent from the 1,615 total registered live births in the same quarter of 2020. Registered live births for males were recorded 716 or 51 percent, while the remaining 682 or 49 percent were females. This gives a sex ratio of 105 males per 100 females born in the city as registered in the first cube of 2021. (See Figures 2 and 3)



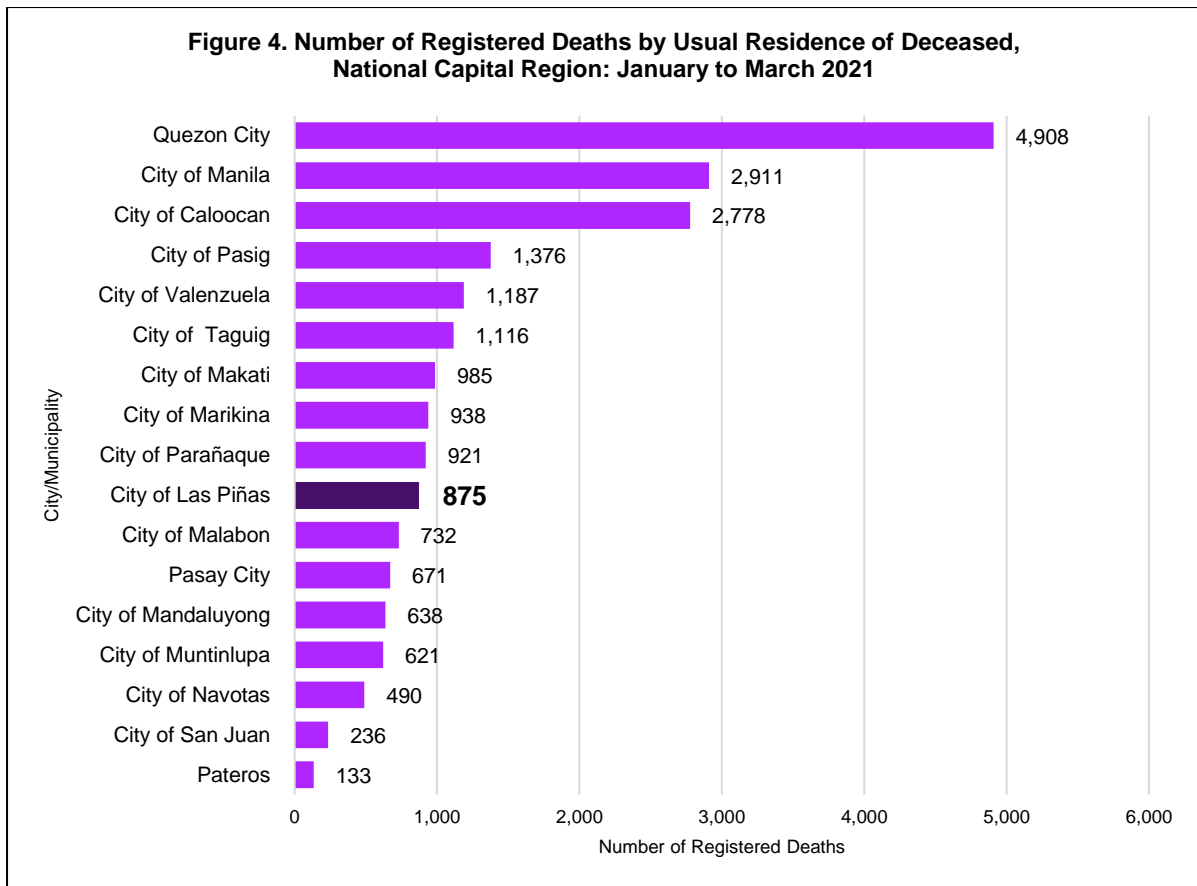
Source: Philippine Statistics Authority, Civil Registration Service, Vital Statistics Division (Preliminary Results)



Source: Philippine Statistics Authority, Civil Registration Service, Vital Statistics Division (Preliminary Results)

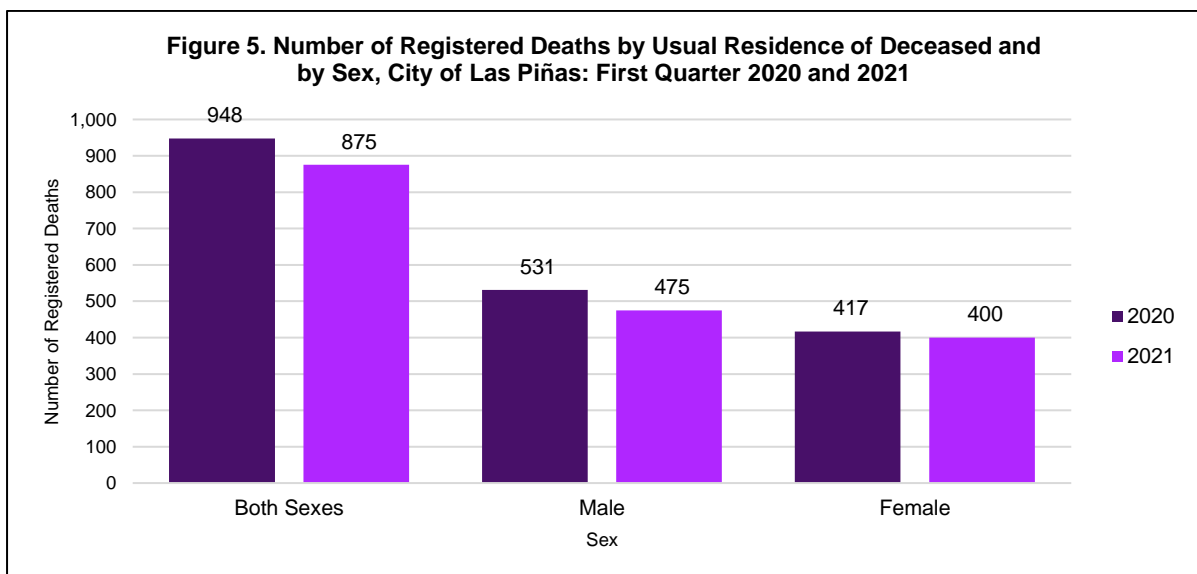
Death statistics in the City of Las Piñas tolls to more than eight hundred in the first quarter of 2021.

A total of 875 death occurrences were registered in the first quarter of 2021 in the City of Las Piñas. This gave a percentage share of about 4.07 percent of the 21,516 total number of registered deaths in NCR on the same reference period. Based on the number of deaths in the region, the city ranked tenth with Quezon City on top of the board. (See Figure 4)



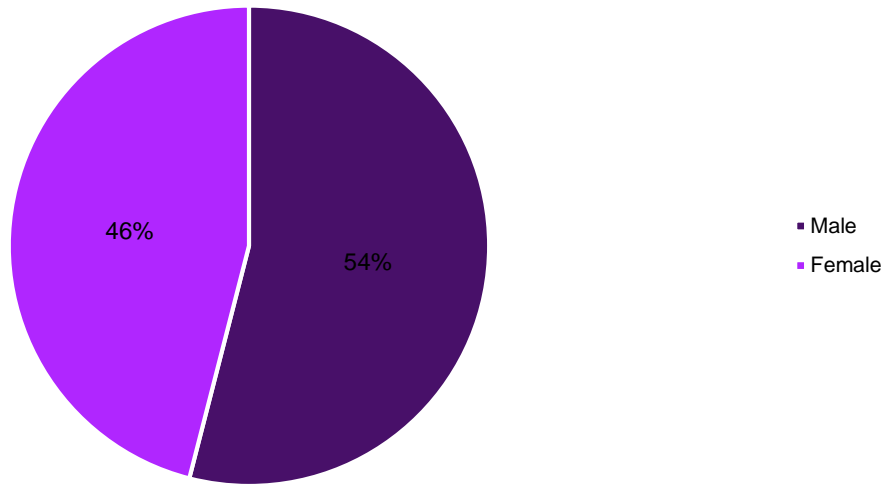
Source: Philippine Statistics Authority, Civil Registration Service, Vital Statistics Division (Preliminary Results)

The reported figure of registered deaths in the first quarter of 2021 showed a decrease of 73 death occurrences or 7.70 percent lower than the previous year of the same reference period. The 54 percent or 475 of the death occurrences in the city from January to March of 2021 were males while the remaining 46 percent or 400 were females. As to sex ratio, there are 119 males that die for every 100 females in the City of Las Piñas. (See Figures 5 and 6)



Source: Philippine Statistics Authority, Civil Registration Service, Vital Statistics Division (Preliminary Results)

Figure 6. Percentage Distribution of Registered Deaths by Usual Residence of Deceased and by Sex, City of Las Piñas: January to March 2021

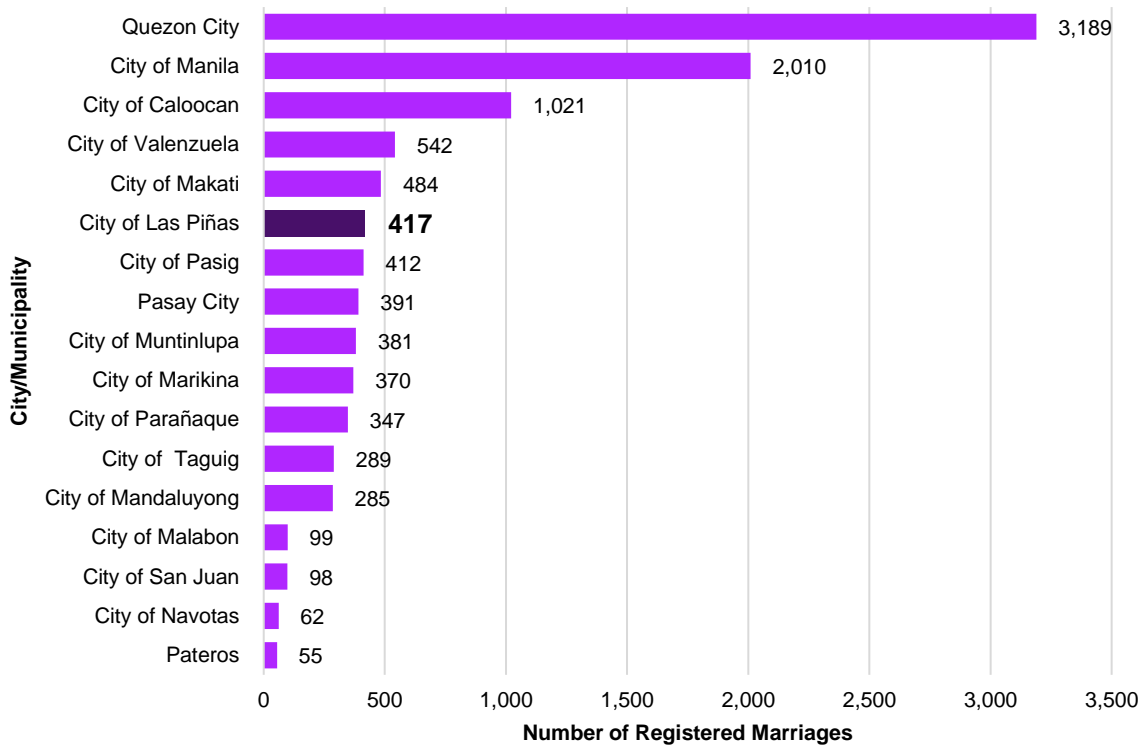


Source: Philippine Statistics Authority, Civil Registration Service, Vital Statistics Division (Preliminary Results)

City of Las Piñas at number six in the number of registered marriages in NCR.

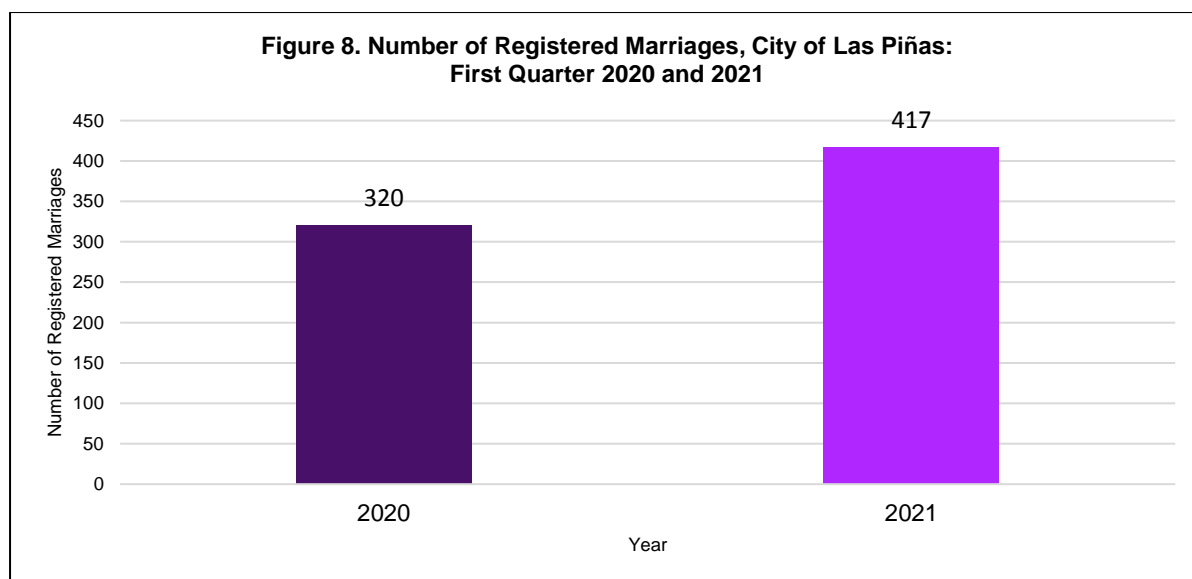
The city accounted a total of 417 marriage occurrences in the first three months of 2021. This contributed to 3.99 percent of the 10,452 total marriages in the National Capital Region for the same reference period. City of Las Piñas ranked sixth in the highest number of registered marriages in the prime region. (See Figure 7)

Figure 7. Number of Registered Marriages, National Capital Region: January to March 2021



Source: Philippine Statistics Authority, Civil Registration Service, Vital Statistics Division (Preliminary Results)

The number of registered marriages obtained from January to March of 2021 displayed an increase of 30.31 percent from the 320 total registered marriages in the same reference period of the previous year. (See Figure 8)



Source: Philippine Statistics Authority, Civil Registration Service, Vital Statistics Division (Preliminary Results)

**Table 1. Number of Registered Vital Events by City/Municipality, National Capital Region:
January to March 2021**

REGION, CITY/MUNICIPALITY	Number of Live Births by Sex and by Usual Residence of Mother			Number of Deaths by Sex and by Usual Residence of Deceased			Number of Marriages by Place of Occurrence
	Both Sexes	Male	Female	Both Sexes	Male	Female	Total
NATIONAL CAPITAL REGION (NCR)	31,904	16,671	15,233	21,516	12,186	9,330	10,452
City of Manila	4,541	2,367	2,174	2,911	1,689	1,222	2,010
City of Mandaluyong	956	497	459	638	382	256	285
City of Marikina	1,155	595	560	938	525	413	370
City of Pasig	2,131	1,129	1,002	1,376	751	625	412
Quezon City	7,041	3,704	3,337	4,908	2,744	2,164	3,189
City of San Juan	227	118	109	236	121	115	98
City of Caloocan	4,244	2,214	2,030	2,778	1,603	1,175	1,021
City of Malabon	862	437	425	732	392	340	99
City of Navotas	671	350	321	490	279	211	62
City of Valenzuela	1,622	870	752	1,187	675	512	542
City of Las Piñas	1,398	716	682	875	475	400	417
City of Makati	1,069	555	514	985	540	445	484
City of Muntinlupa	1,008	524	484	621	360	261	381
City of Parañaque	1,589	830	759	921	524	397	347
Pasay City	868	454	414	671	391	280	391
Pateros	146	72	74	133	78	55	55
City of Taguig	2,376	1,239	1,137	1,116	657	459	289

Source: Philippine Statistics Authority, Civil Registration Service, Vital Statistics Division (Preliminary Results)

**Table 2. Number of Registered Vital Events by City/Municipality, National Capital Region:
January to March 2020**

REGION, CITY/MUNICIPALITY	Number of Live Births by Sex and by Usual Residence of Mother			Number of Deaths by Sex and by Usual Residence of Deceased			Number of Marriages by Place of Occurrence
	Both Sexes	Male	Female	Both Sexes	Male	Female	Total
NATIONAL CAPITAL REGION (NCR)	37,736	19,602	18,134	18,756	10,739	8,017	10,191
City of Manila	6,024	3,178	2,846	2,936	1,698	1,238	1,725
City of Mandaluyong	1,272	627	645	565	291	274	249
City of Marikina	1,511	817	694	838	486	352	413
City of Pasig	2,806	1,463	1,343	1,047	598	449	522
Quezon City	7,285	3,794	3,491	3,847	2,165	1,682	3,483
City of San Juan	280	155	125	222	132	90	109
City of Caloocan	4,792	2,447	2,345	2,279	1,338	941	661
City of Malabon	1,110	584	526	607	354	253	209
City of Navotas	754	383	371	413	238	175	122
City of Valenzuela	1,868	983	885	964	538	426	479
City of Las Piñas	1,615	866	749	948	531	417	320
City of Makati	1,498	789	709	758	430	328	433
City of Muntinlupa	1,199	596	603	745	439	306	400
City of Parañaque	1,734	887	847	973	579	394	230
Pasay City	1,042	538	504	611	349	262	410
Pateros	173	86	87	101	61	40	49
City of Taguig	2,773	1,409	1,364	902	512	390	377

Source: Philippine Statistics Authority, Civil Registration Service, Vital Statistics Division (Preliminary Results)

Technical Notes

Civil Registration is the recording in the appropriate civil registers, vital acts and events that affect the civil status of individuals.

Vital Statistics are derived from information obtained at the time when the occurrences of vital events and their characteristics are inscribed in a civil register.

Vital acts and events are the births, deaths, fetal deaths, marriages, and all such events that have something to do with an individual's entrance and departure from life together with the changes in civil status that may occur to a person during his lifetime. Recording of these events in the civil register is known as vital or civil registration and the resulting documents are called vital records.

- **Live Birth** - is the complete expulsion or extraction from its mother of a product of conception, irrespective of the duration of pregnancy, which, after such separation, breathes or shows any other evidence of life, such as beating of the heart, pulsation of umbilical cord, or definite movement of the voluntary muscles. Whether or not the umbilical cord has been cut or the placenta is attached; each product of such a birth is considered live born.
- **Marriage** - is a special contract of permanent union between a man and a woman entered into in accordance with law for the establishment of conjugal and family life.

- **Death** - refers to the permanent disappearance of all evidence of life at any time after live birth has taken place.
- **Counts on Births** - include babies born in the Philippines whose mother's usual residence is in a foreign country.
- **Counts on Deaths** - include individuals who died in the Philippines whose usual residence is in a foreign country.
- **Sex Ratio** - refers to the number of males per one hundred females.
- **Usual Residence** - refers to the place where the person habitually or permanently resides.

For more details, please visit www.psa.gov.ph



ESTRELLA R. VARGAS
Chief Statistical Specialist