



# SPECIAL RELEASE

## CIVIL REGISTRATION AND VITAL STATISTICS

City of Las Piñas: 2021 Preliminary Counts (As of 28 February 2022)

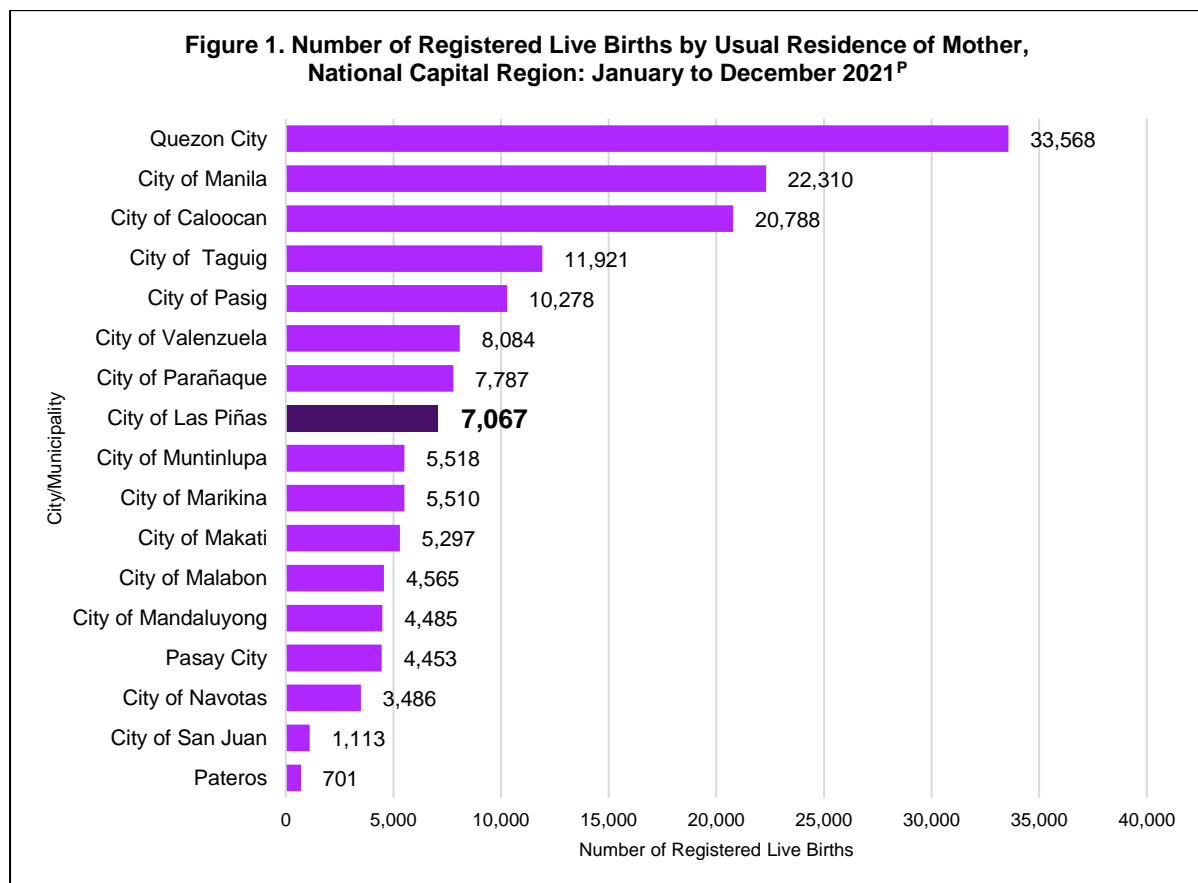
**Date of Release:** June 17, 2022

**Reference No.** SR 2022 - 13

The data on the number of births, marriages, and deaths (vital events) presented in this Special Release were obtained from the vital events registered, either timely or belatedly, at the Office of the City Civil Registrar of Las Piñas and subsequently submitted for encoding to the Office of the Civil Registrar General through the Provincial Statistical Offices (PSOs) of the Philippine Statistics Authority (PSA). The information presented includes the vital events that occurred from January to December 2021 based on data files received by the PSA - Civil Registration Service (CRS) from the PSOs as of 28 February 2022. Thus, the figures presented herein are still preliminary and may differ from the final count.

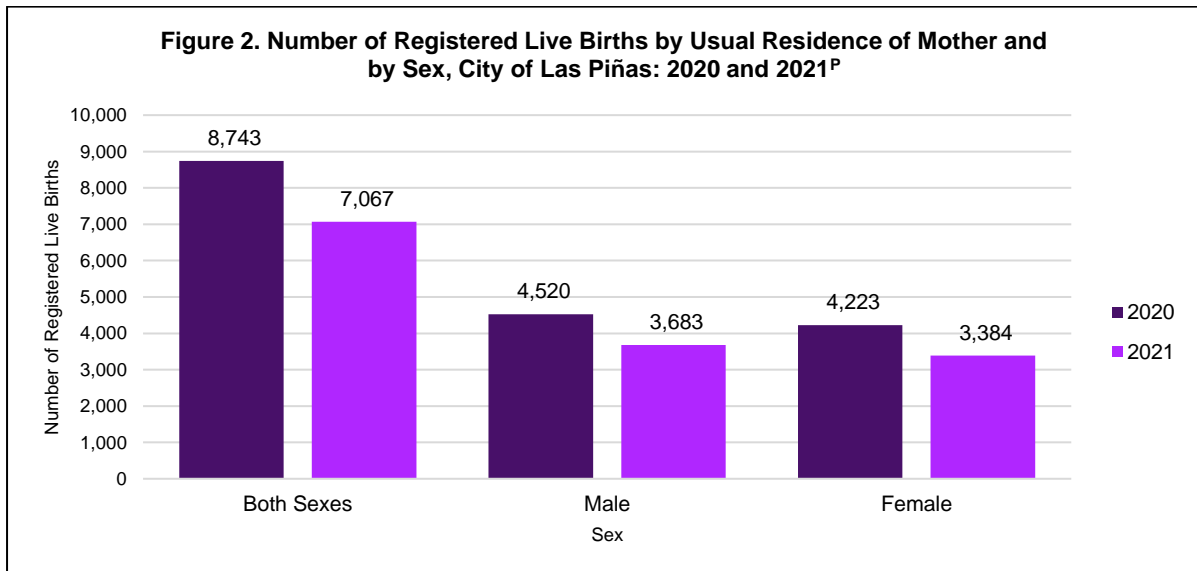
### City of Las Piñas registers more than seven thousand live births in 2021.

From January to December of 2021, the City of Las Piñas registered a total of 7,067 live births. This contributed to 4.50 percent of the 156,931 total number of registered live births in the National Capital Region (NCR). The city ranked eighth based on the number of registered live births in the region. (See Figure 1)

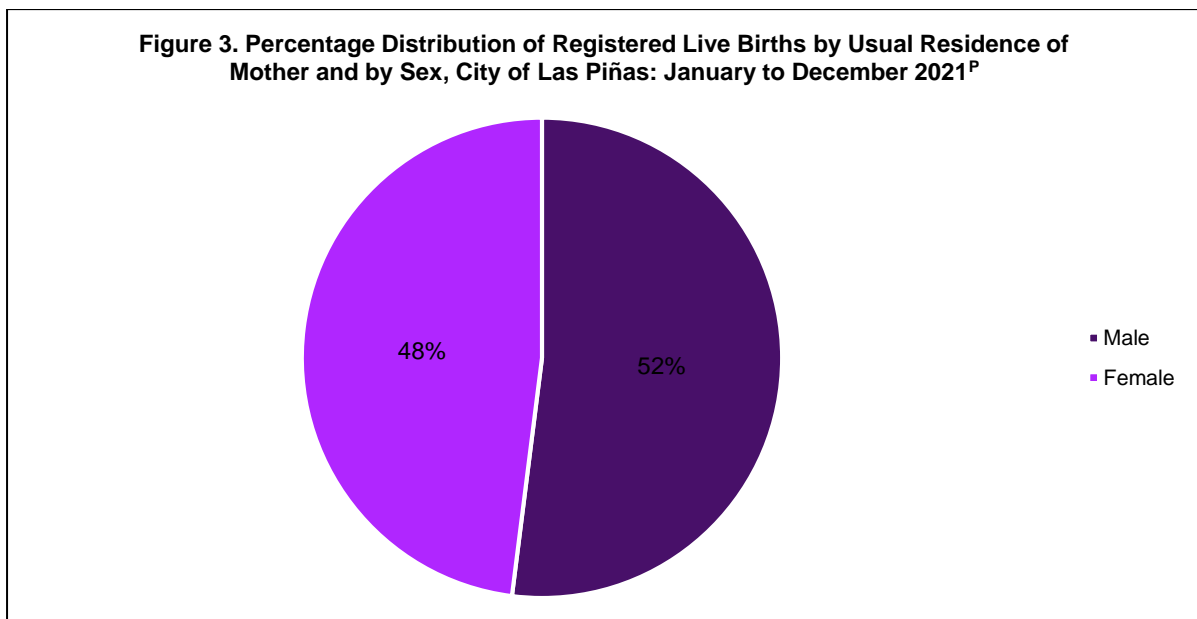


Source: Philippine Statistics Authority, Civil Registration Service, Vital Statistics Division (Preliminary Results)

The number of live births accounted from first to fourth quarter of 2021 exhibited a decrease of 19.17 percent from the 8,743 total registered live births in the same quarters of 2020. Registered live births for males were recorded 3,683 or 52 percent, while the remaining 3,384 or 48 percent were females. This gives a sex ratio of 109 males per 100 females born in the city as registered in 2021. (See Figures 2 and 3)



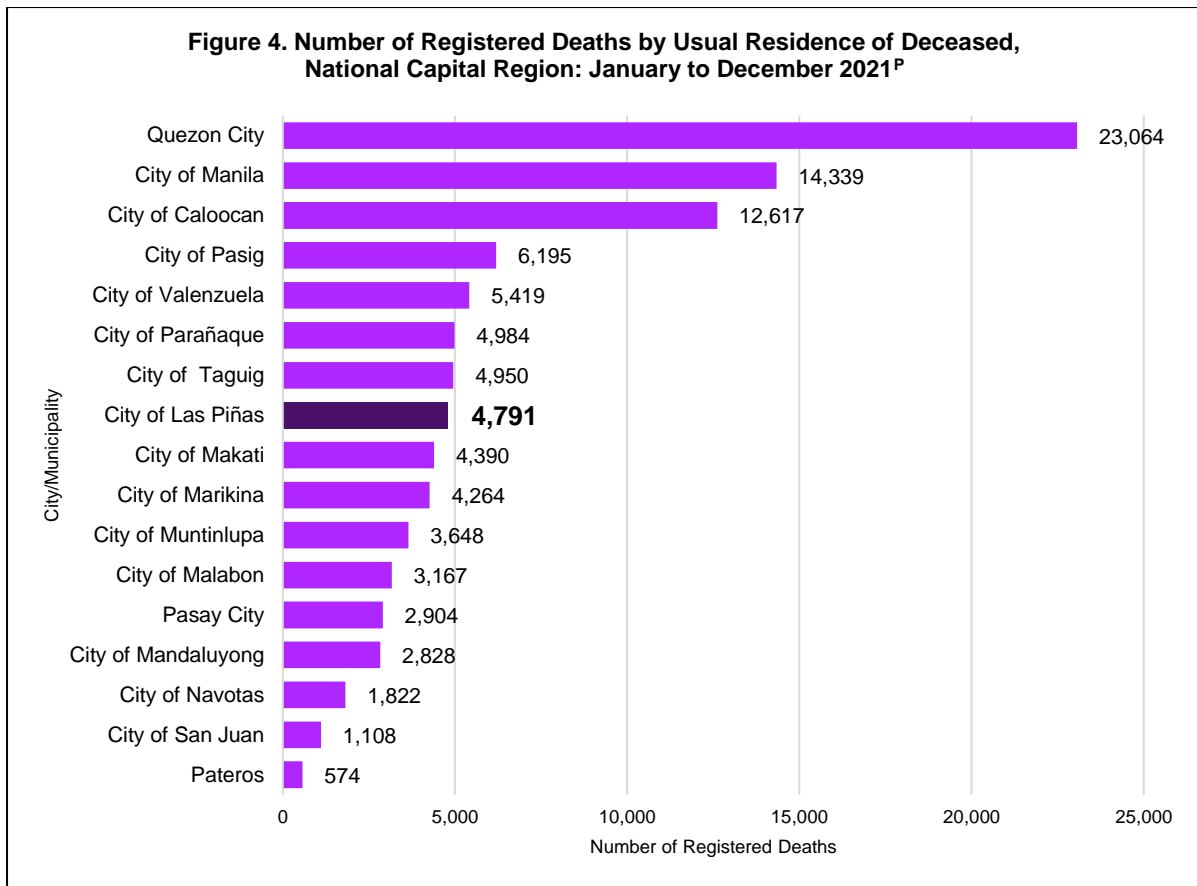
Source: Philippine Statistics Authority, Civil Registration Service, Vital Statistics Division (Preliminary Results)



Source: Philippine Statistics Authority, Civil Registration Service, Vital Statistics Division (Preliminary Results)

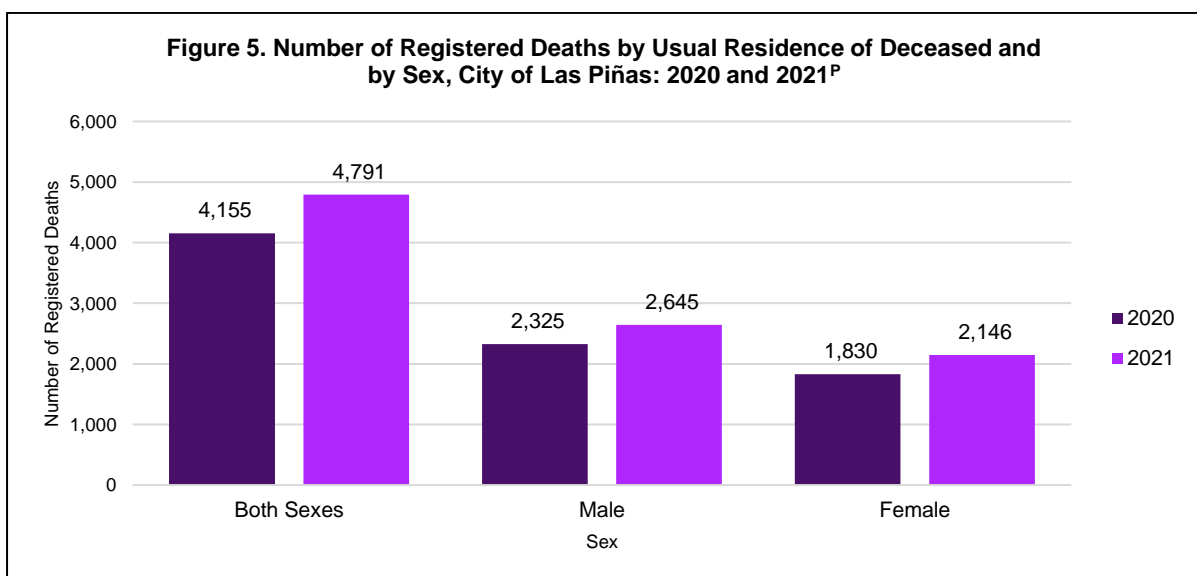
### Death statistics in the City of Las Piñas tolls to almost four thousand eight hundred in 2021.

A total of 4,791 death occurrences were registered in 2021 in the City of Las Piñas. This gave a percentage share of about 4.74 percent of the 101,064 total number of registered deaths in NCR on the same reference period. Based on the number of deaths in the region, the city ranked eighth with Quezon City on top of the board. (See Figure 4)



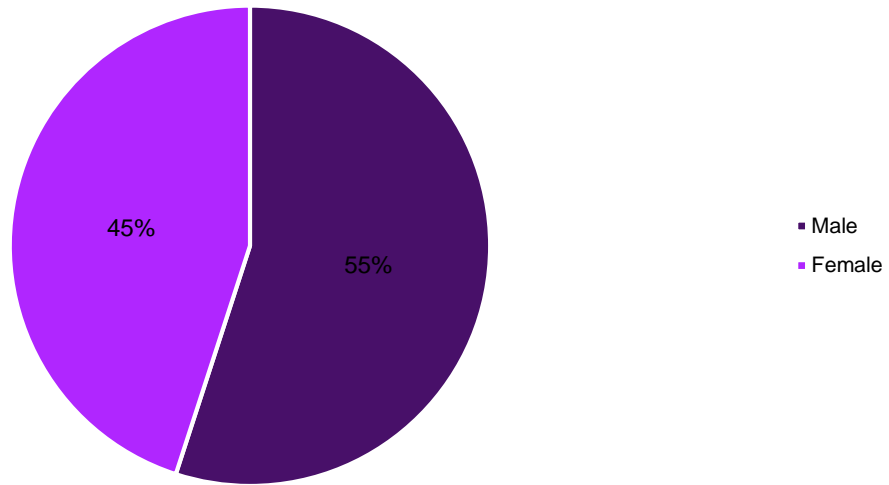
Source: Philippine Statistics Authority, Civil Registration Service, Vital Statistics Division (Preliminary Results)

The reported figure of registered deaths in 2021 showed an increase of 636 death occurrences or 15.31 percent higher than the previous year of the same reference period. The 55 percent or 2,645 of the death occurrences in the city from January to December of 2021 were males while the remaining 45 percent or 2,146 were females. As to sex ratio, there are 123 males that die for every 100 females in the City of Las Piñas. (See Figures 5 and 6)



Source: Philippine Statistics Authority, Civil Registration Service, Vital Statistics Division (Preliminary Results)

**Figure 6. Percentage Distribution of Registered Deaths by Usual Residence of Deceased and by Sex, City of Las Piñas: January to December 2021<sup>P</sup>**

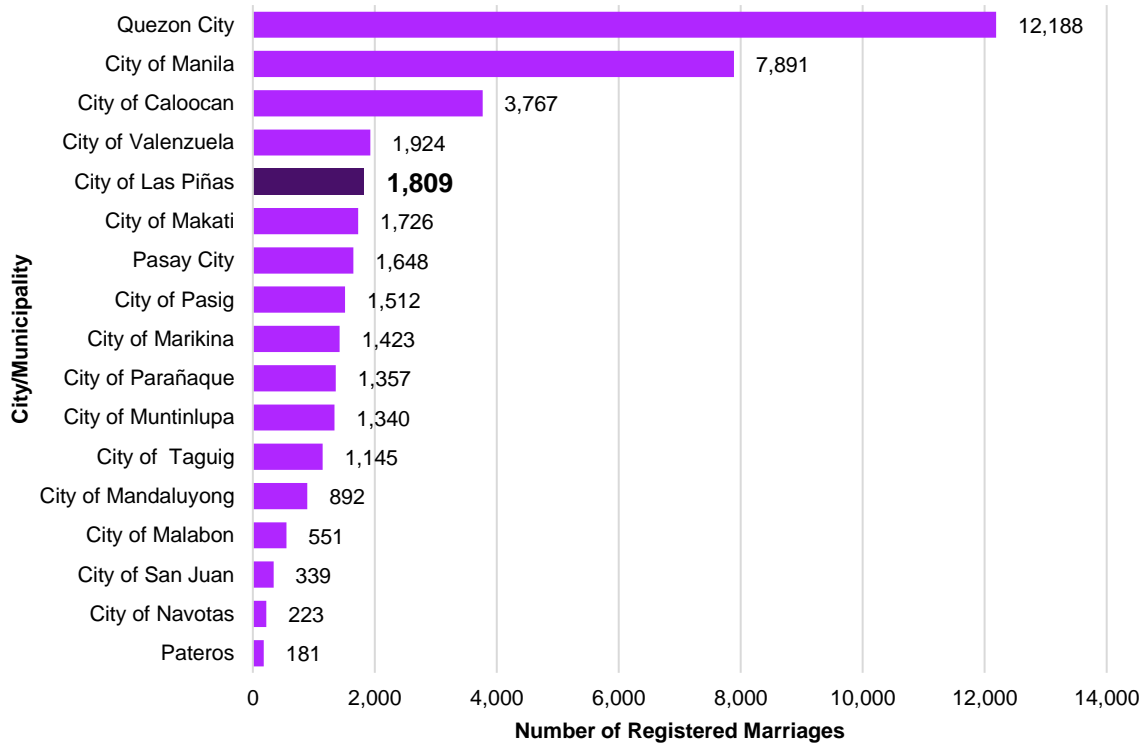


Source: Philippine Statistics Authority, Civil Registration Service, Vital Statistics Division (Preliminary Results)

**City of Las Piñas at number five in the number of registered marriages in NCR.**

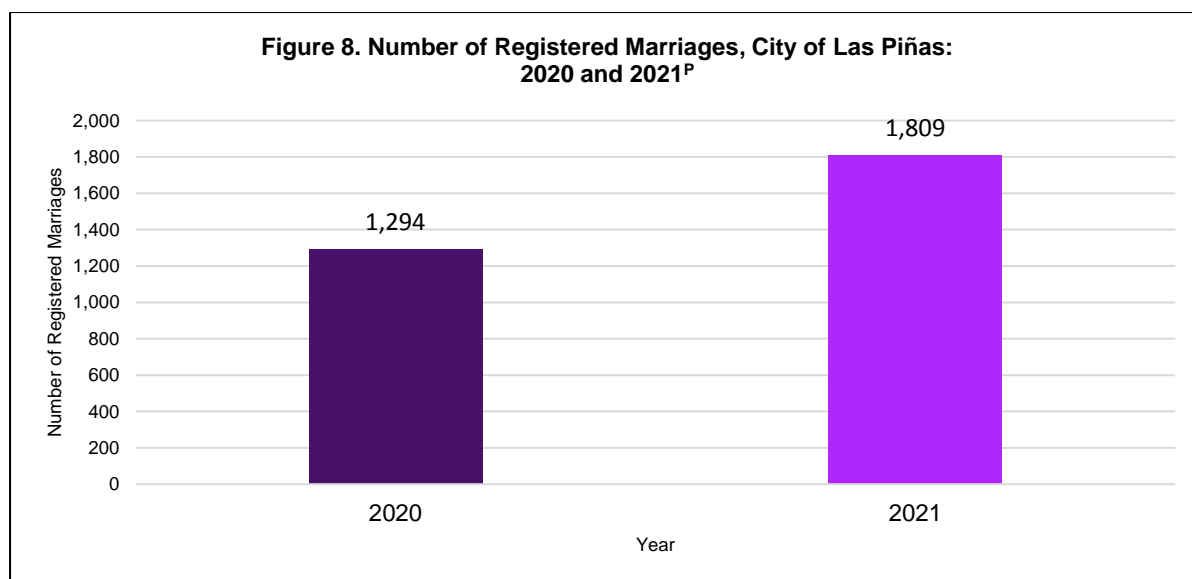
The city accounted a total of 1,809 marriage occurrences from first to fourth quarter of 2021. This contributed to 4.53 percent of the 39,916 total marriages in the National Capital Region for the same reference period. City of Las Piñas ranked fifth in the highest number of registered marriages in the prime region. (See Figure 7)

**Figure 7. Number of Registered Marriages, National Capital Region: January to December 2021<sup>P</sup>**



Source: Philippine Statistics Authority, Civil Registration Service, Vital Statistics Division (Preliminary Results)

The number of registered marriages obtained from January to December of 2021 displayed an increase of 39.80 percent from the 1,294 total registered marriages in the same reference period of the previous year. (See Figure 8)



Source: Philippine Statistics Authority, Civil Registration Service, Vital Statistics Division (Preliminary Results)

**Table 1. Number of Registered Vital Events by City/Municipality, National Capital Region:  
January to December 2021<sup>P</sup>**

REGION, CITY/MUNICIPALITY	Number of Live Births by Sex and by Usual Residence of Mother			Number of Deaths by Sex and by Usual Residence of Deceased			Number of Marriages by Place of Occurrence
	Both Sexes	Male	Female	Both Sexes	Male	Female	Total
<b>NATIONAL CAPITAL REGION (NCR)</b>	<b>156,931</b>	<b>81,457</b>	<b>75,474</b>	<b>101,064</b>	<b>56,561</b>	<b>44,503</b>	<b>39,916</b>
City of Manila	22,310	11,493	10,817	14,339	8,043	6,296	7,891
City of Mandaluyong	4,485	2,366	2,119	2,828	1,609	1,219	892
City of Marikina	5,510	2,895	2,615	4,264	2,340	1,924	1,423
City of Pasig	10,278	5,338	4,940	6,195	3,419	2,776	1,512
Quezon City	33,568	17,306	16,262	23,064	12,741	10,323	12,188
City of San Juan	1,113	585	528	1,108	603	505	339
City of Caloocan	20,788	10,822	9,966	12,617	7,200	5,417	3,767
City of Malabon	4,565	2,322	2,243	3,167	1,775	1,392	551
City of Navotas	3,486	1,794	1,692	1,822	1,025	797	223
City of Valenzuela	8,084	4,168	3,916	5,419	3,085	2,334	1,924
City of Las Piñas	7,067	3,683	3,384	4,791	2,645	2,146	1,809
City of Makati	5,297	2,824	2,473	4,390	2,382	2,008	1,726
City of Muntinlupa	5,518	2,875	2,643	3,648	2,088	1,560	1,340
City of Parañaque	7,787	4,129	3,658	4,984	2,820	2,164	1,357
Pasay City	4,453	2,317	2,136	2,904	1,653	1,251	1,648
Pateros	701	390	311	574	330	244	181
City of Taguig	11,921	6,150	5,771	4,950	2,803	2,147	1,145

Source: Philippine Statistics Authority, Civil Registration Service, Vital Statistics Division (Preliminary Results)

**Table 2. Number of Registered Vital Events by City/Municipality, National Capital Region:  
January to December 2020**

REGION, CITY/MUNICIPALITY	Number of Live Births by Sex and by Usual Residence of Mother			Number of Deaths by Sex and by Usual Residence of Deceased			Number of Marriages by Place of Occurrence
	Both Sexes	Male	Female	Both Sexes	Male	Female	Total
<b>NATIONAL CAPITAL REGION (NCR)</b>	<b>198,981</b>	<b>103,482</b>	<b>95,499</b>	<b>84,355</b>	<b>48,100</b>	<b>36,255</b>	<b>32,689</b>
City of Manila	27,375	14,344	13,031	12,808	7,395	5,413	6,070
City of Mandaluyong	5,773	2,994	2,779	2,219	1,231	988	709
City of Marikina	7,027	3,695	3,332	3,666	2,075	1,591	1,192
City of Pasig	13,160	6,813	6,347	4,887	2,771	2,116	1,329
Quezon City	44,445	23,089	21,356	18,455	10,347	8,108	9,420
City of San Juan	1,519	797	722	928	516	412	277
City of Caloocan	26,524	13,788	12,736	10,176	5,889	4,287	4,165
City of Malabon	5,787	2,998	2,789	2,458	1,403	1,055	467
City of Navotas	3,817	1,983	1,834	1,563	925	638	206
City of Valenzuela	10,584	5,466	5,118	4,321	2,482	1,839	1,475
City of Las Piñas	8,743	4,520	4,223	4,155	2,325	1,830	1,294
City of Makati	7,223	3,775	3,448	3,544	1,992	1,552	1,433
City of Muntinlupa	7,093	3,677	3,416	3,316	1,918	1,398	1,183
City of Parañaque	9,613	5,053	4,560	4,324	2,495	1,829	1,039
Pasay City	5,534	2,793	2,741	2,729	1,572	1,157	1,293
Pateros	870	434	436	457	261	196	142
City of Taguig	13,894	7,263	6,631	4,349	2,503	1,846	995

Source: Philippine Statistics Authority, Civil Registration Service, Vital Statistics Division

### Technical Notes

**Civil Registration** is the recording in the appropriate civil registers, vital acts and events that affect the civil status of individuals.

**Vital Statistics** are derived from information obtained at the time when the occurrences of vital events and their characteristics are inscribed in a civil register.

Vital acts and events are the births, deaths, fetal deaths, marriages, and all such events that have something to do with an individual's entrance and departure from life together with the changes in civil status that may occur to a person during his lifetime. Recording of these events in the civil register is known as vital or civil registration and the resulting documents are called vital records.

- **Live Birth** - is the complete expulsion or extraction from its mother of a product of conception, irrespective of the duration of pregnancy, which, after such separation, breathes or shows any other evidence of life, such as beating of the heart, pulsation of umbilical cord, or definite movement of the voluntary muscles. Whether or not the umbilical cord has been cut or the placenta is attached; each product of such a birth is considered live born.
- **Marriage** - is a special contract of permanent union between a man and a woman entered into in accordance with law for the establishment of conjugal and family life.

- **Death** - refers to the permanent disappearance of all evidence of life at any time after live birth has taken place.
- **Counts on Births** - include babies born in the Philippines whose mother's usual residence is in a foreign country.
- **Counts on Deaths** - include individuals who died in the Philippines whose usual residence is in a foreign country.
- **Sex Ratio** - refers to the number of males per one hundred females.
- **Usual Residence** - refers to the place where the person habitually or permanently resides.

For more details, please visit [www.psa.gov.ph](http://www.psa.gov.ph)



**ESTRELLA R. VARGAS**  
Chief Statistical Specialist