



# SPECIAL RELEASE

## CIVIL REGISTRATION AND VITAL STATISTICS

City of Parañaque: January to December 2021

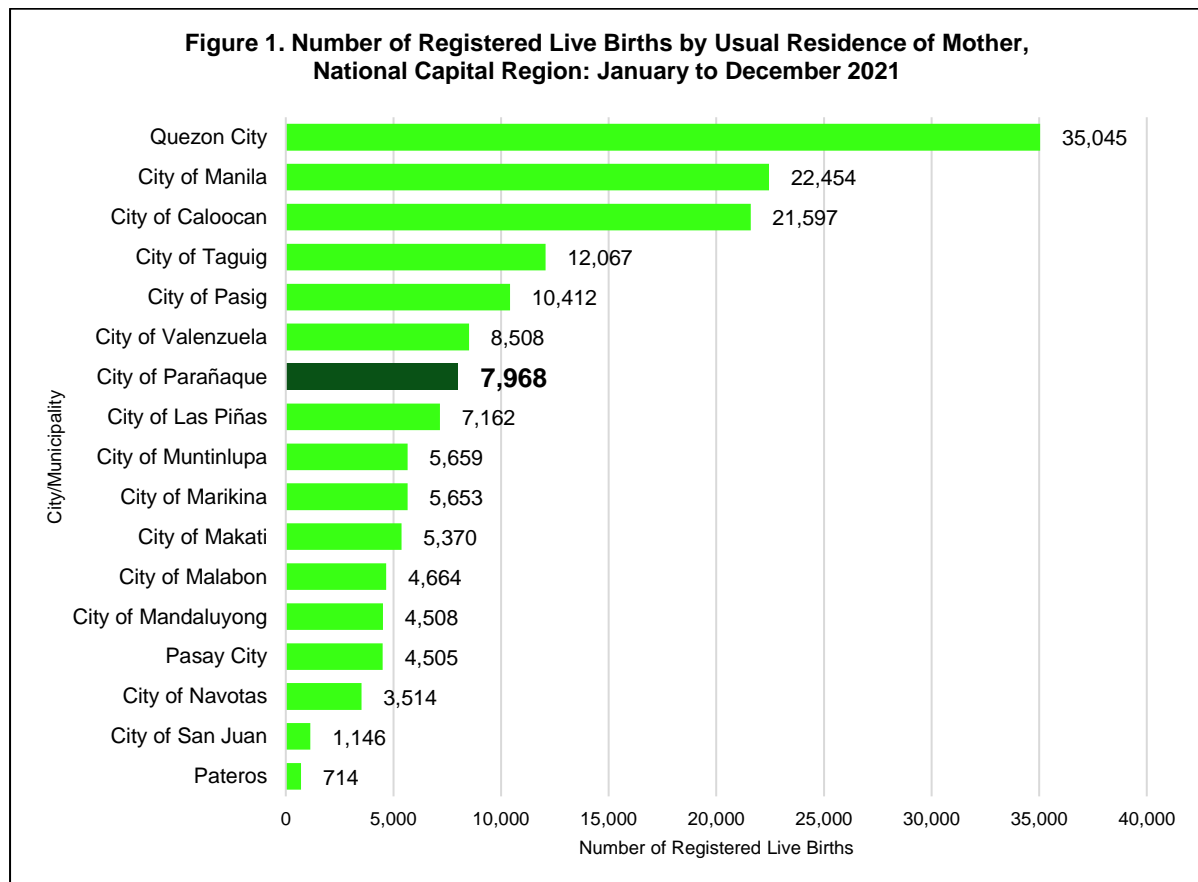
**Date of Release:** September 9, 2022

**Reference No.** SR 2022 - 19

The data on the number of births, marriages, and deaths (vital events) presented in this Special Release were obtained from the vital events registered, either timely or belatedly, at the Office of the City Civil Registrar of Parañaque and subsequently submitted for encoding to the Office of the Civil Registrar General through the Provincial Statistical Offices (PSOs) of the Philippine Statistics Authority (PSA). The information presented includes the vital events that occurred from January to December 2021.

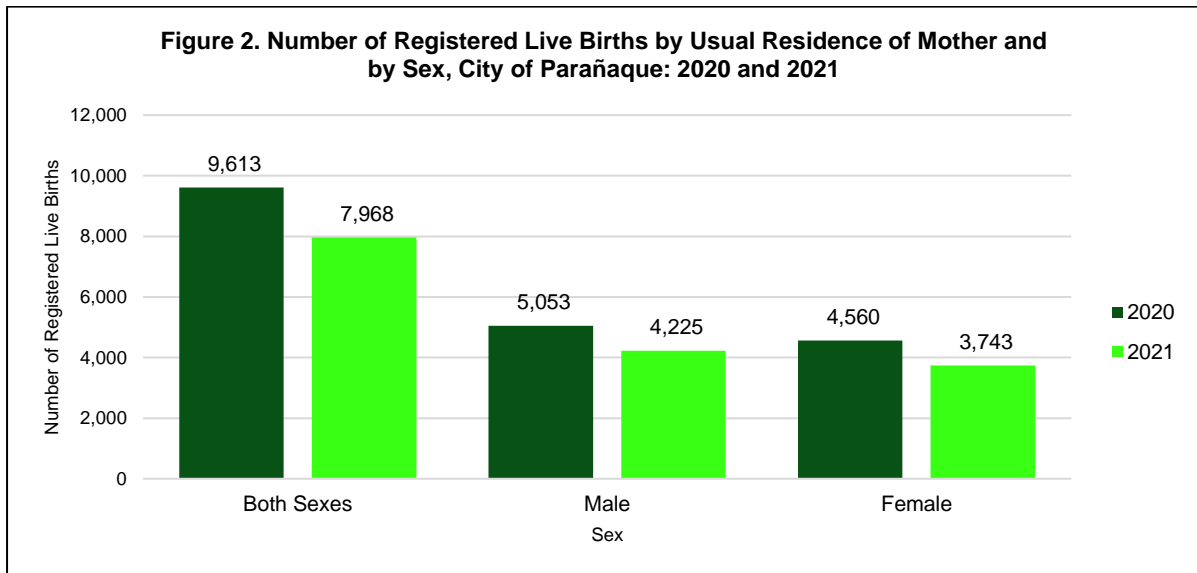
### City of Parañaque registers almost eight thousand live births in 2021.

From January to December of 2021, the City of Parañaque registered a total of 7,968 live births. This contributed to 4.95 percent of the 160,946 total number of registered live births in the National Capital Region (NCR). The city ranked seventh based on the number of registered live births in the region. (See Figure 1)

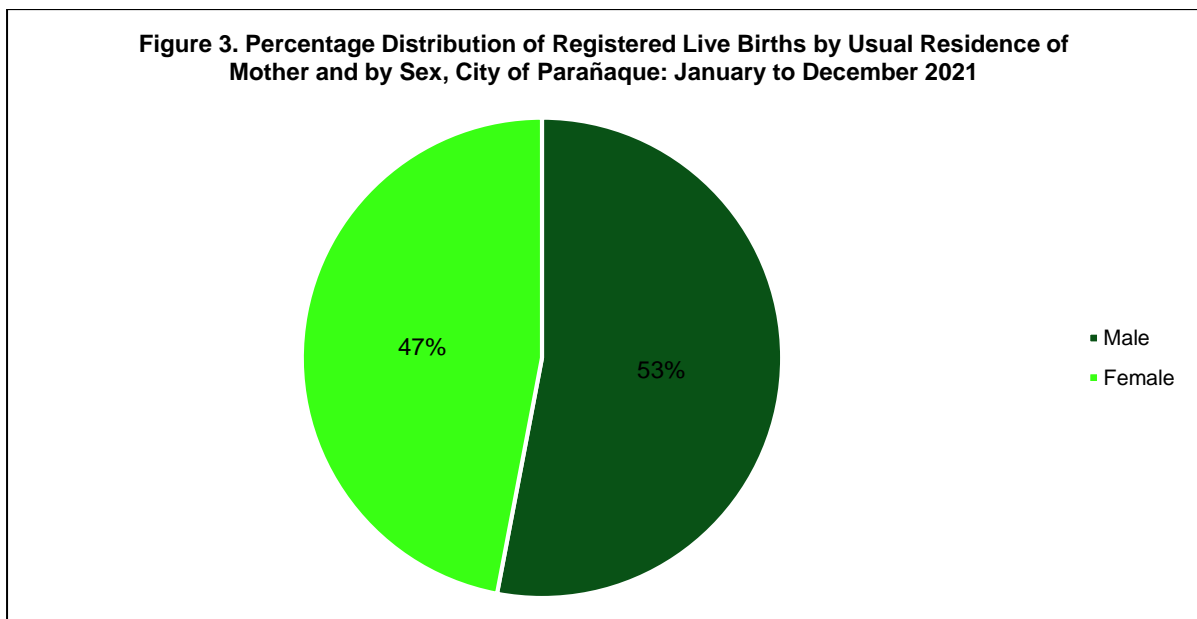


Source: Philippine Statistics Authority, Civil Registration Service, Vital Statistics Division

The number of live births accounted from January to December of 2021 exhibited a decrease of 17.11 percent from the 9,613 total registered live births in the previous year. Registered live births for males were recorded 4,225 or 53 percent, while the remaining 3,743 or 47 percent were females. This gives a sex ratio of 113 males per 100 females born in the city as registered in 2021. (See Figures 2 and 3)



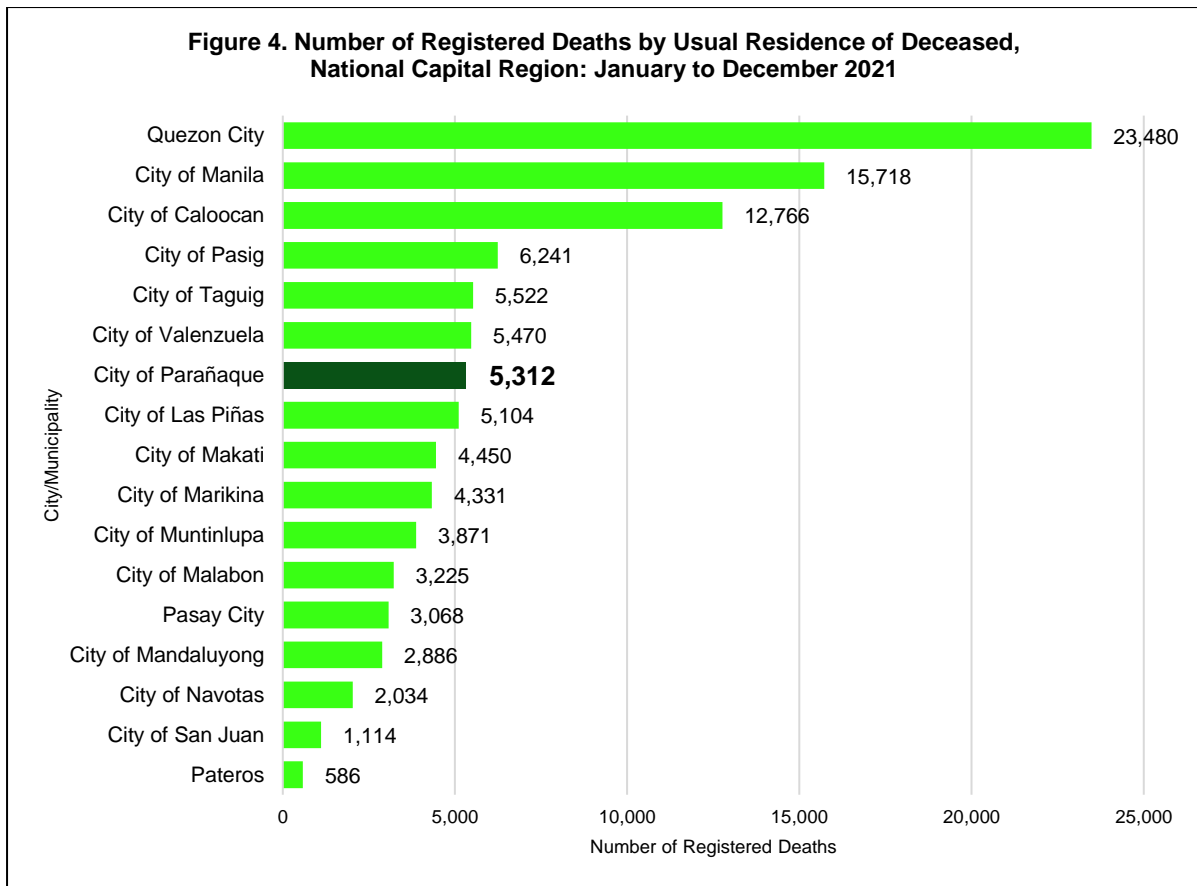
Source: Philippine Statistics Authority, Civil Registration Service, Vital Statistics Division



Source: Philippine Statistics Authority, Civil Registration Service, Vital Statistics Division

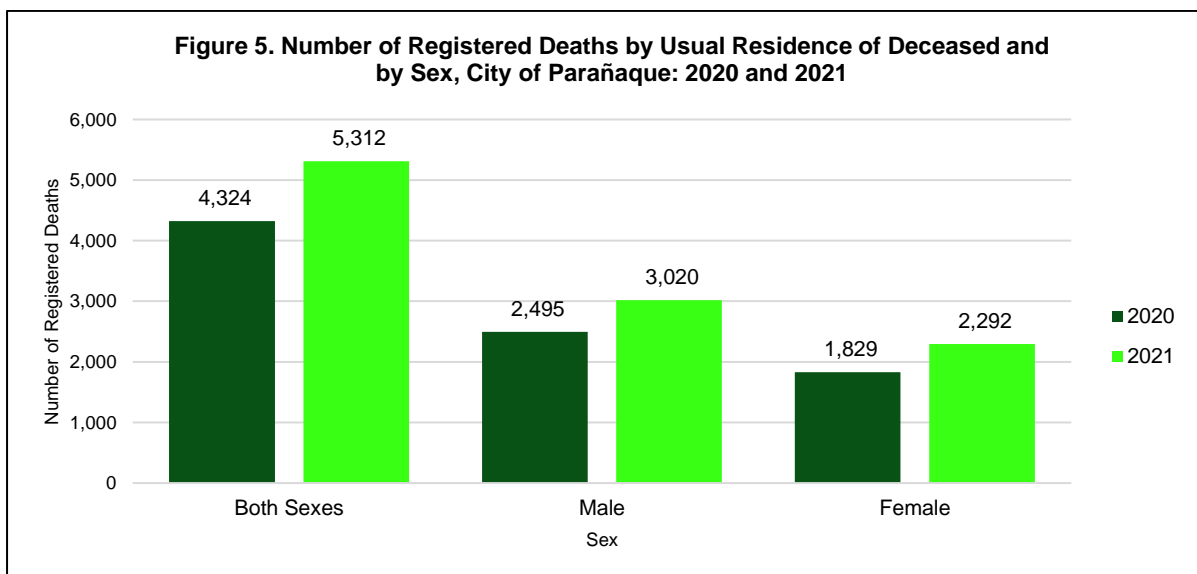
**Death statistics in the City of Parañaque tolls to more than five thousand three hundred in 2021.**

A total of 5,312 death occurrences were registered in 2021 in the City of Parañaque. This gave a percentage share of about 5.05 percent of the 105,178 total number of registered deaths in NCR on the same reference period. Based on the number of deaths in the region, the city ranked seventh with Quezon City on top of the board. (See Figure 4)



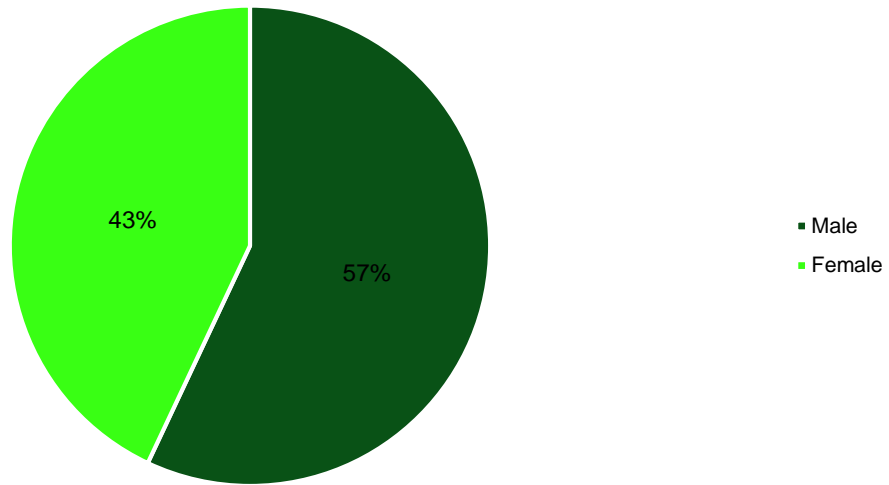
Source: Philippine Statistics Authority, Civil Registration Service, Vital Statistics Division

The reported figure of registered deaths in 2021 showed an increase of 988 death occurrences or 22.85 percent higher than the previous year of the same reference period. The 57 percent or 3,020 of the death occurrences in the city from January to December of 2021 were males while the remaining 43 percent or 2,292 were females. As to sex ratio, there are 132 males that die for every 100 females in the City of Parañaque. (See Figures 5 and 6)



Source: Philippine Statistics Authority, Civil Registration Service, Vital Statistics Division

**Figure 6. Percentage Distribution of Registered Deaths by Usual Residence of Deceased and by Sex, City of Parañaque: January to December 2021**

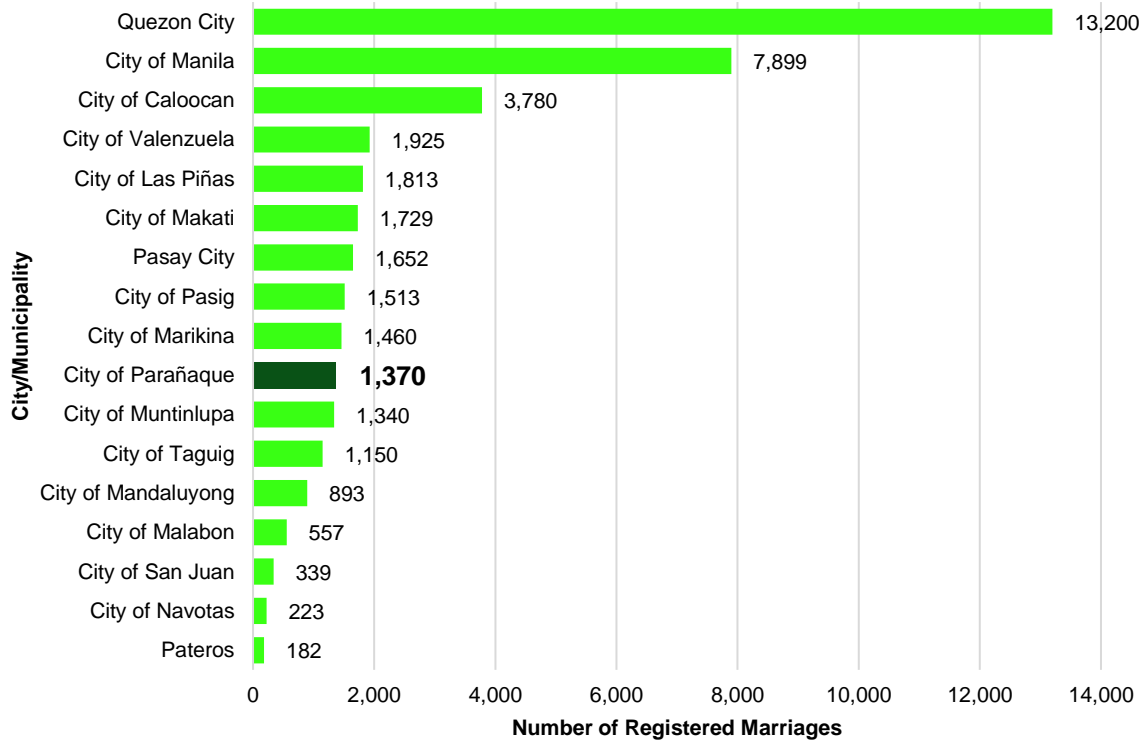


Source: Philippine Statistics Authority, Civil Registration Service, Vital Statistics Division

**City of Parañaque at number ten in the number of registered marriages in NCR.**

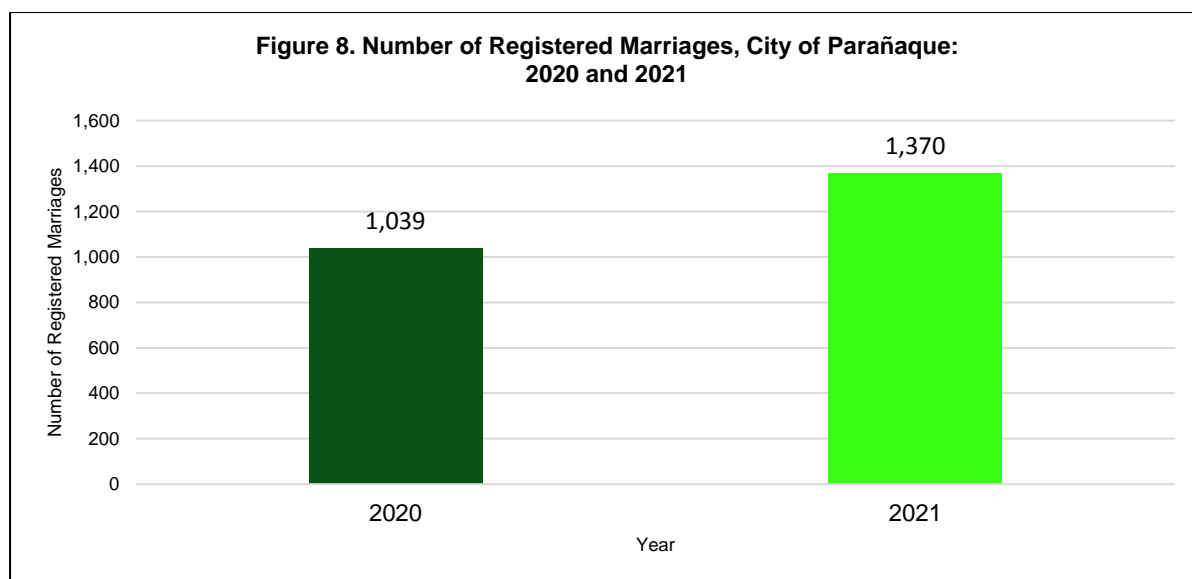
The city accounted a total of 1,370 marriage occurrences from January to December of 2021. This contributed to 3.34 percent of the 41,025 total marriages in the National Capital Region for the same reference period. City of Parañaque ranked tenth in the highest number of registered marriages in the prime region. (See Figure 7)

**Figure 7. Number of Registered Marriages, National Capital Region: January to December 2021**



Source: Philippine Statistics Authority, Civil Registration Service, Vital Statistics Division

The number of registered marriages obtained from January to December of 2021 displayed an increase of 31.86 percent from the 1,039 total registered marriages in the same reference period of the previous year. (See Figure 8)



Source: Philippine Statistics Authority, Civil Registration Service, Vital Statistics Division

**Table 1. Number of Registered Vital Events by City/Municipality, National Capital Region:  
January to December 2021**

REGION, CITY/MUNICIPALITY	Number of Live Births by Sex and by Usual Residence of Mother			Number of Deaths by Sex and by Usual Residence of Deceased			Number of Marriages by Place of Occurrence
	Both Sexes	Male	Female	Both Sexes	Male	Female	Total
<b>NATIONAL CAPITAL REGION (NCR)</b>	<b>160,946</b>	<b>83,554</b>	<b>77,392</b>	<b>105,178</b>	<b>58,880</b>	<b>46,298</b>	<b>41,025</b>
City of Caloocan	21,597	11,255	10,342	12,766	7,278	5,488	3,780
City of Las Piñas	7,162	3,725	3,437	5,104	2,815	2,289	1,813
City of Makati	5,370	2,854	2,516	4,450	2,422	2,028	1,729
City of Malabon	4,664	2,368	2,296	3,225	1,810	1,415	557
City of Mandaluyong	4,508	2,380	2,128	2,886	1,643	1,243	893
City of Manila	22,454	11,582	10,872	15,718	8,835	6,883	7,899
City of Marikina	5,653	2,970	2,683	4,331	2,380	1,951	1,460
City of Muntinlupa	5,659	2,943	2,716	3,871	2,213	1,658	1,340
City of Navotas	3,514	1,806	1,708	2,034	1,134	900	223
City of Parañaque	7,968	4,225	3,743	5,312	3,020	2,292	1,370
Pasay City	4,505	2,350	2,155	3,068	1,745	1,323	1,652
City of Pasig	10,412	5,410	5,002	6,241	3,441	2,800	1,513
Quezon City	35,045	18,060	16,985	23,480	12,969	10,511	13,200
City of San Juan	1,146	597	549	1,114	607	507	339
City of Taguig	12,067	6,235	5,832	5,522	3,115	2,407	1,150
City of Valenzuela	8,508	4,399	4,109	5,470	3,116	2,354	1,925
Pateros	714	395	319	586	337	249	182

Source: Philippine Statistics Authority, Civil Registration Service, Vital Statistics Division

**Table 2. Number of Registered Vital Events by City/Municipality, National Capital Region:  
January to December 2020**

REGION, CITY/MUNICIPALITY	Number of Live Births by Sex and by Usual Residence of Mother			Number of Deaths by Sex and by Usual Residence of Deceased			Number of Marriages by Place of Occurrence
	Both Sexes	Male	Female	Both Sexes	Male	Female	Total
NATIONAL CAPITAL REGION (NCR)	198,981	103,482	95,499	84,355	48,100	36,255	32,689
City of Manila	27,375	14,344	13,031	12,808	7,395	5,413	6,070
City of Mandaluyong	5,773	2,994	2,779	2,219	1,231	988	709
City of Marikina	7,027	3,695	3,332	3,666	2,075	1,591	1,192
City of Pasig	13,160	6,813	6,347	4,887	2,771	2,116	1,329
Quezon City	44,445	23,089	21,356	18,455	10,347	8,108	9,420
City of San Juan	1,519	797	722	928	516	412	277
City of Caloocan	26,524	13,788	12,736	10,176	5,889	4,287	4,165
City of Malabon	5,787	2,998	2,789	2,458	1,403	1,055	467
City of Navotas	3,817	1,983	1,834	1,563	925	638	206
City of Valenzuela	10,584	5,466	5,118	4,321	2,482	1,839	1,475
City of Las Piñas	8,743	4,520	4,223	4,155	2,325	1,830	1,294
City of Makati	7,223	3,775	3,448	3,544	1,992	1,552	1,433
City of Muntinlupa	7,093	3,677	3,416	3,316	1,918	1,398	1,183
City of Parañaque	9,613	5,053	4,560	4,324	2,495	1,829	1,039
Pasay City	5,534	2,793	2,741	2,729	1,572	1,157	1,293
Pateros	870	434	436	457	261	196	142
City of Taguig	13,894	7,263	6,631	4,349	2,503	1,846	995

Source: Philippine Statistics Authority, Civil Registration Service, Vital Statistics Division

### Technical Notes

**Civil Registration** is the recording in the appropriate civil registers, vital acts and events that affect the civil status of individuals.

**Vital Statistics** are derived from information obtained at the time when the occurrences of vital events and their characteristics are inscribed in a civil register.

Vital acts and events are the births, deaths, fetal deaths, marriages, and all such events that have something to do with an individual's entrance and departure from life together with the changes in civil status that may occur to a person during his lifetime. Recording of these events in the civil register is known as vital or civil registration and the resulting documents are called vital records.

- **Live Birth** - is the complete expulsion or extraction from its mother of a product of conception, irrespective of the duration of pregnancy, which, after such separation, breathes or shows any other evidence of life, such as beating of the heart, pulsation of umbilical cord, or definite movement of the voluntary muscles. Whether or not the umbilical cord has been cut or the placenta is attached; each product of such a birth is considered live born.
- **Marriage** - is a special contract of permanent union between a man and a woman entered into in accordance with law for the establishment of conjugal and family life.

- **Death** - refers to the permanent disappearance of all evidence of life at any time after live birth has taken place.
- **Counts on Births** - include babies born in the Philippines whose mother's usual residence is in a foreign country.
- **Counts on Deaths** - include individuals who died in the Philippines whose usual residence is in a foreign country.
- **Sex Ratio** - refers to the number of males per one hundred females.
- **Usual Residence** - refers to the place where the person habitually or permanently resides.

For more details, please visit [www.psa.gov.ph](http://www.psa.gov.ph)



**ESTRELLA R. VARGAS**  
Chief Statistical Specialist