

SPECIAL RELEASE

CIVIL REGISTRATION AND VITAL STATISTICS Pasay City: 2022 Registered Vital Events

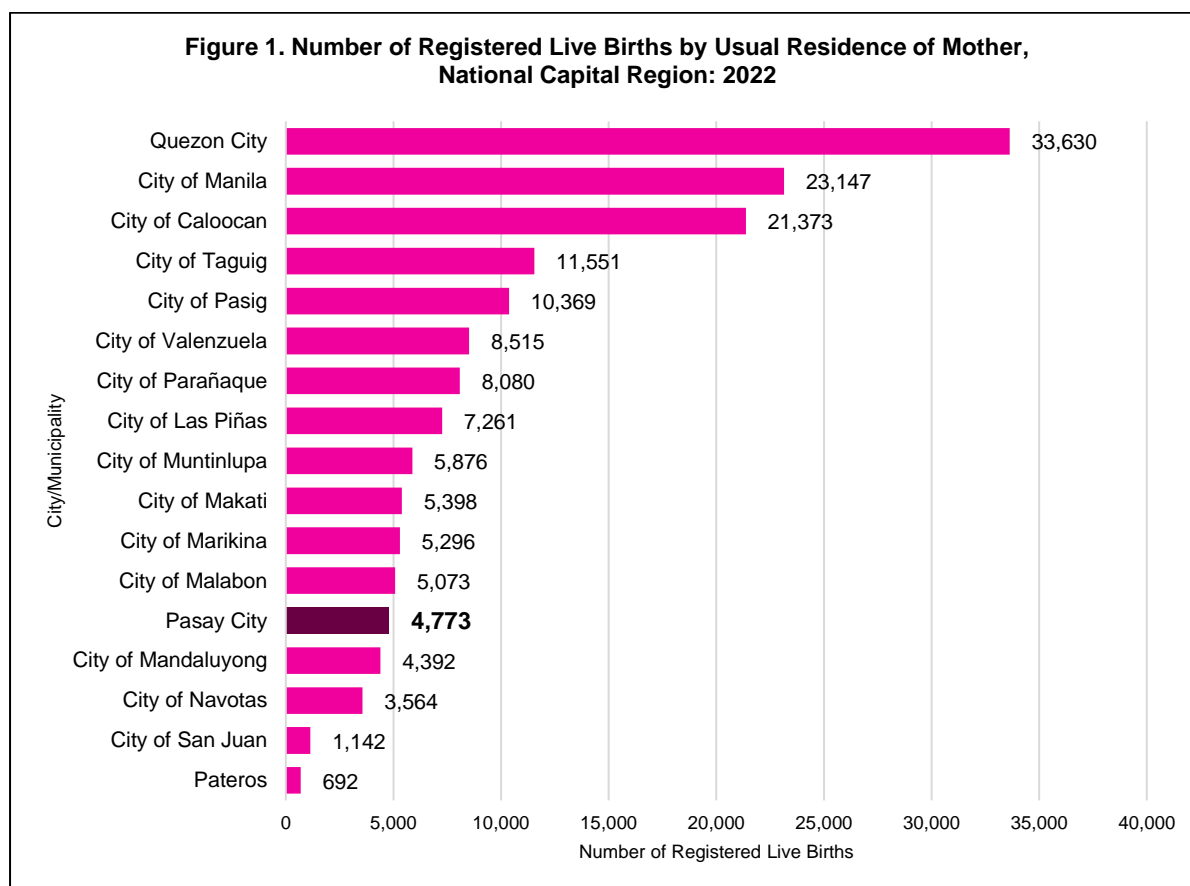
Date of Release: 08 March 2024

Reference No. SR 2024 - 57

Data on vital events presented in this release were obtained from the timely and late registered births, deaths, and marriages at the Office of the City Civil Registrar of Pasay City and submitted to the Office of the Civil Registrar General through the Philippine Statistics Authority (PSA)-National Capital Region-Provincial Statistical Office V (NCR-PSO V). The information presented includes vital events that occurred from January to December 2022 based on data files received by the PSA-Civil Registration Service (CRS) from the NCR PSO V and processed as of July 31, 2023. The figures presented herein are not adjusted for under-registration.

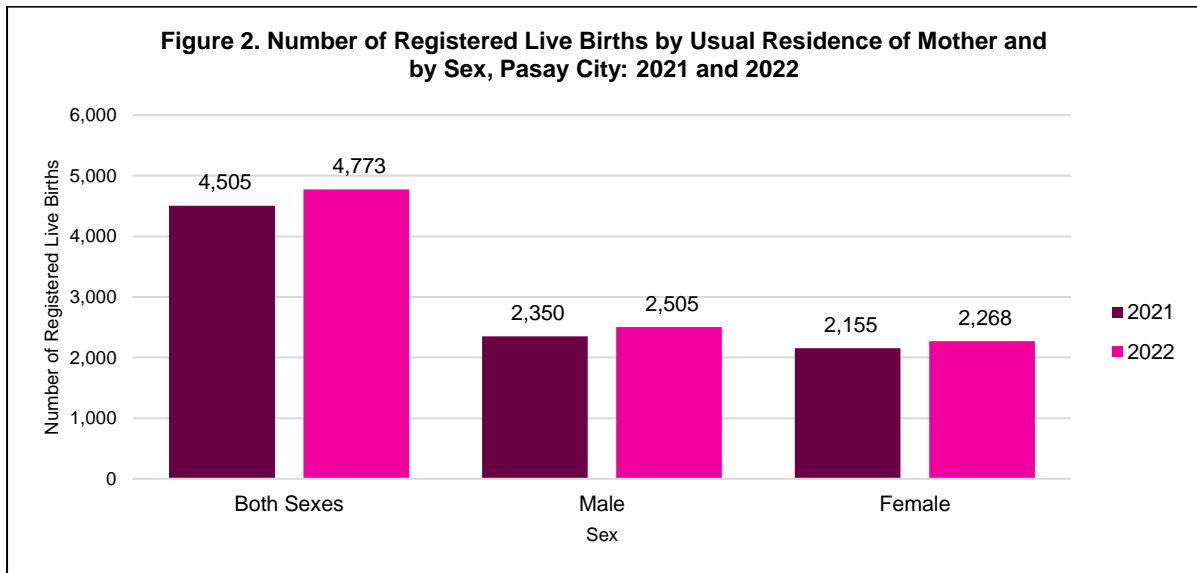
Pasay City registers more than four thousand seven hundred live births in 2022.

Between January and December 2022, Pasay City registered 4,773 live births, constituting 2.98 percent of the total 160,132 live births recorded in the National Capital Region (NCR). In terms of live births registered, the city stood in thirteenth place within the region. (See Figure 1)

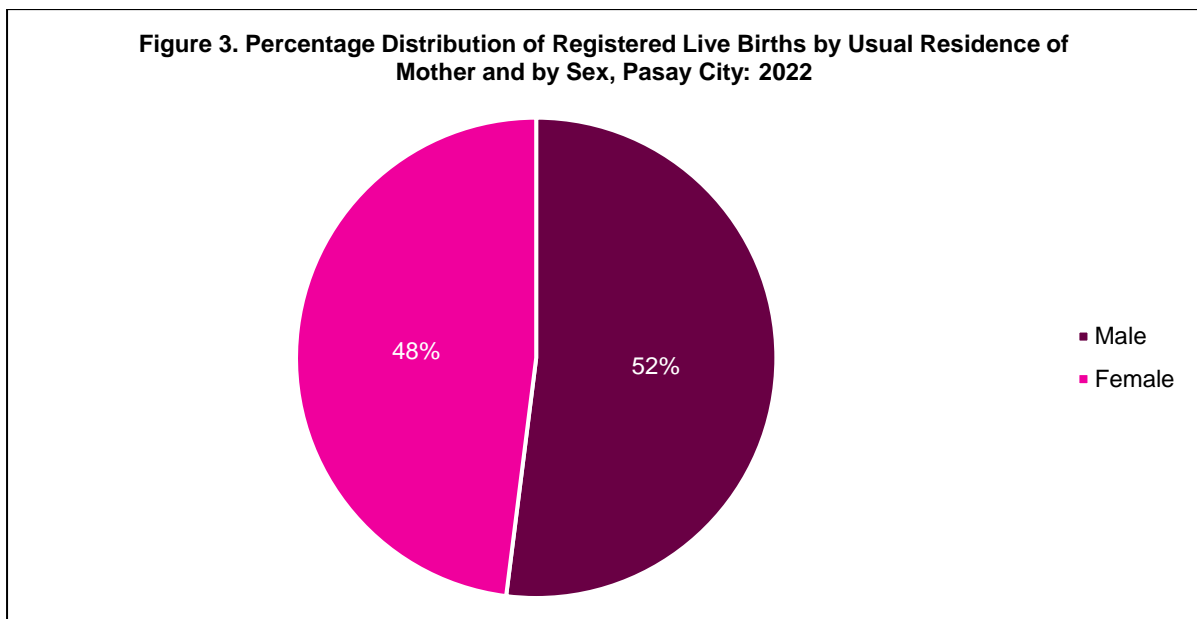


Source: Philippine Statistics Authority, Civil Registration Service, Vital Statistics Division

The tally of live births in 2022 showed a rise of 5.95 percent compared to the previous year's total of 4,505. Among the registered live births, 2,505 were male, accounting for 52 percent, while the remaining 2,268 were female, making up 48 percent. This results in a sex ratio of 110 males for every 100 females born in the city as documented in 2022. (See Figures 2 and 3)



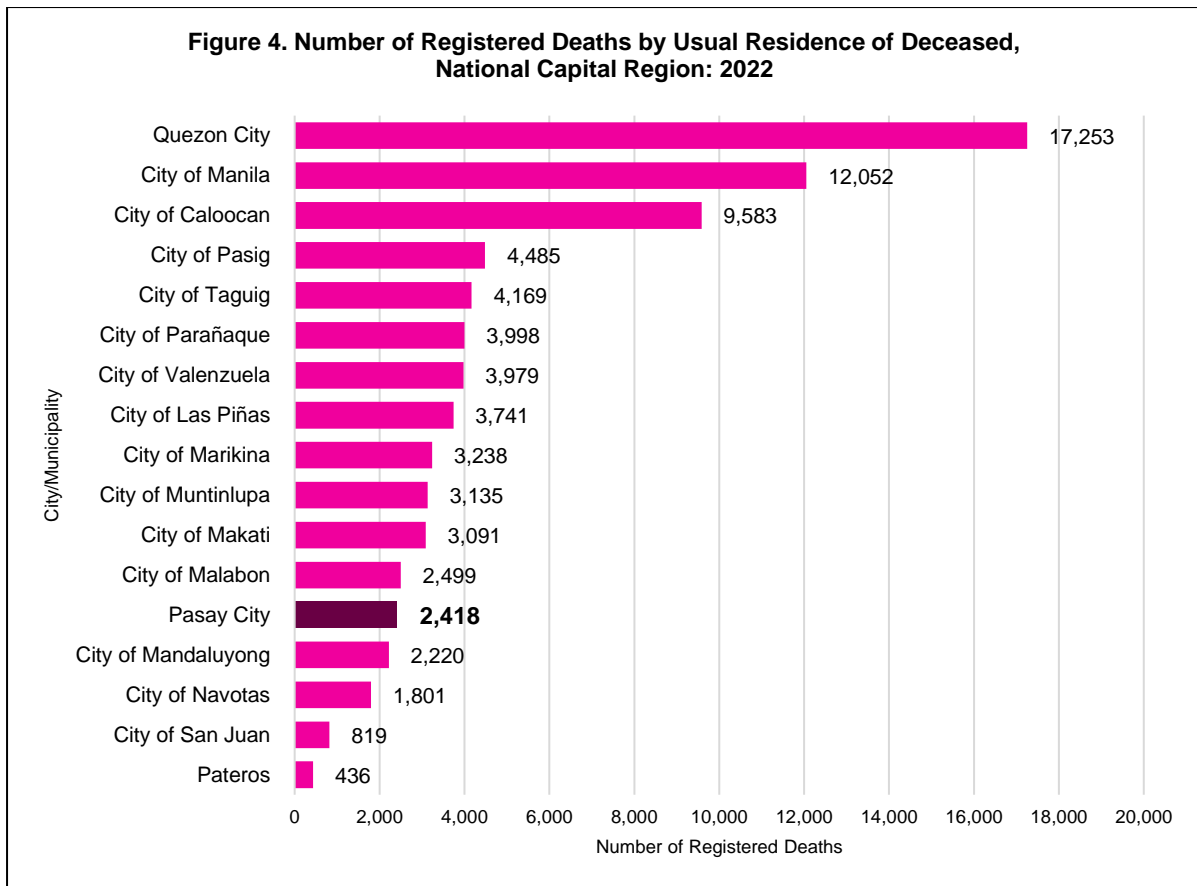
Source: Philippine Statistics Authority, Civil Registration Service, Vital Statistics Division



Source: Philippine Statistics Authority, Civil Registration Service, Vital Statistics Division

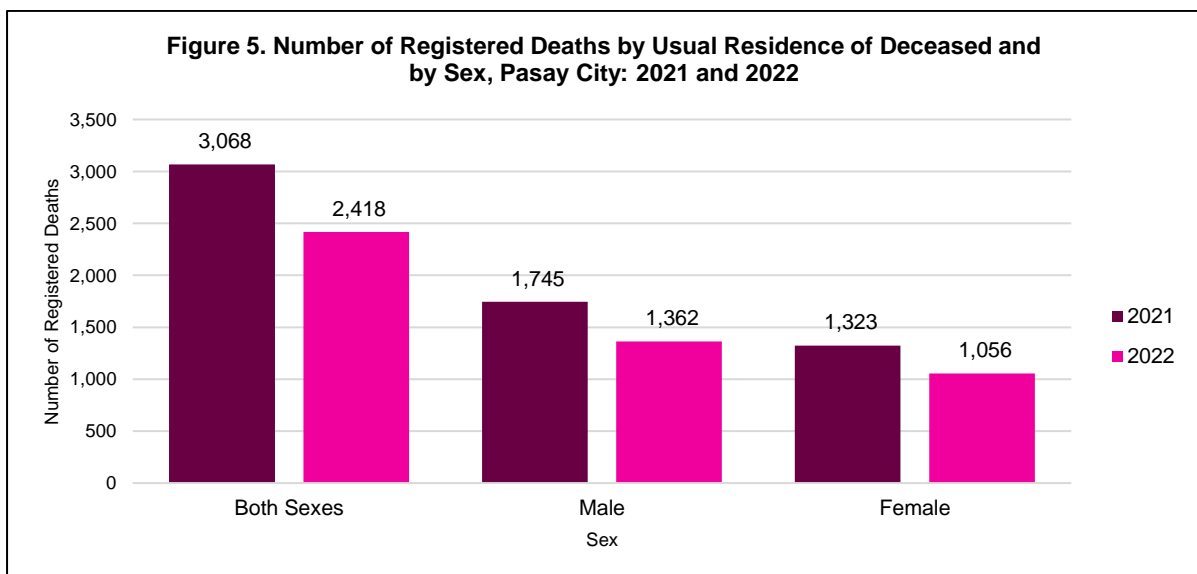
The number of deaths recorded in Pasay City exceeds two thousand four hundred in 2022.

In 2022, Pasay City documented 2,418 deaths, accounting for approximately 3.06 percent of the total of 78,917 deaths registered in the National Capital Region (NCR) during that time frame. In terms of mortality rates within the region, the city ranked thirteenth, with Quezon City leading the list. (See Figure 4)



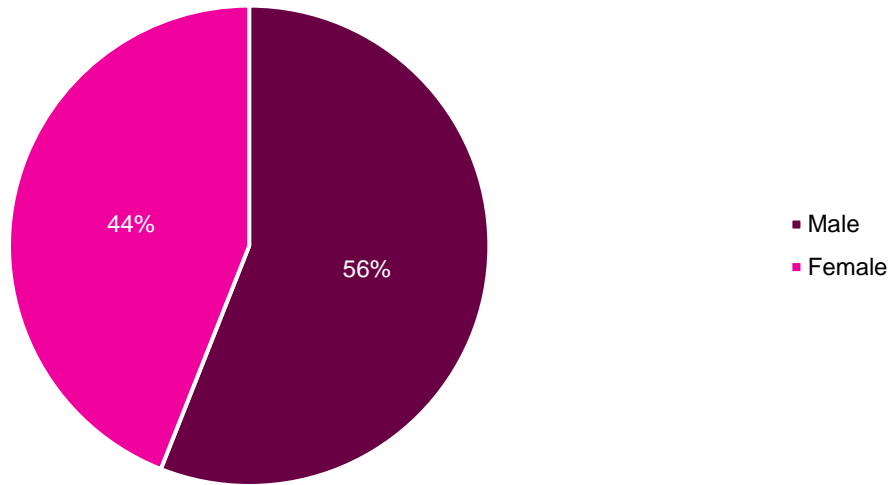
Source: Philippine Statistics Authority, Civil Registration Service, Vital Statistics Division

The recorded number of registered deaths in 2022 indicated a decline of 650 occurrences, marking a decrease of 21.19 percent compared to the previous year within the same timeframe. Of the total deaths in the city between January and December 2022, 56 percent, or 1,362, were males, while the remaining 44 percent, or 1,056, were females. In terms of sex ratio, there were 129 males per 100 females who passed away in Pasay City. (See Figures 5 and 6)



Source: Philippine Statistics Authority, Civil Registration Service, Vital Statistics Division

Figure 6. Percentage Distribution of Registered Deaths by Usual Residence of Deceased and by Sex, Pasay City: 2022

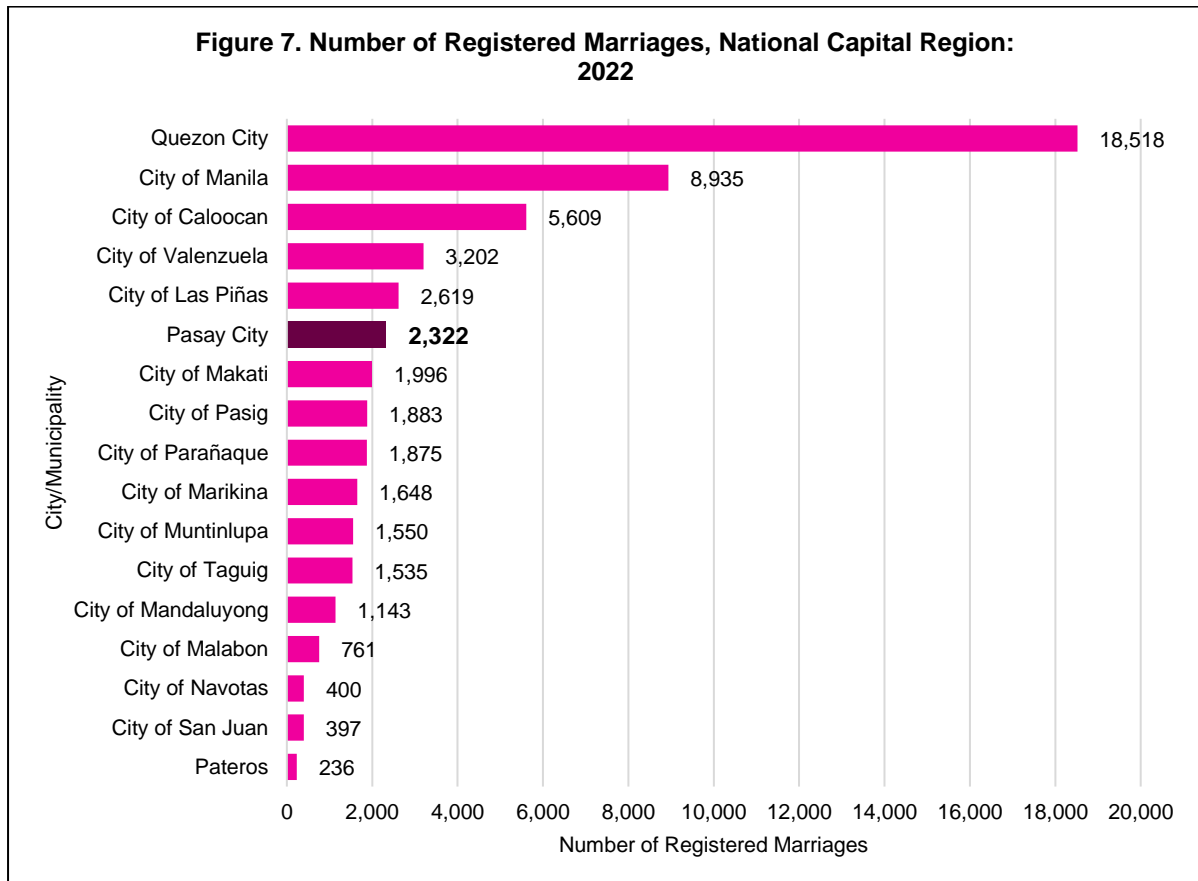


Source: Philippine Statistics Authority, Civil Registration Service, Vital Statistics Division

Pasay City at number six in the number of registered marriages in the NCR.

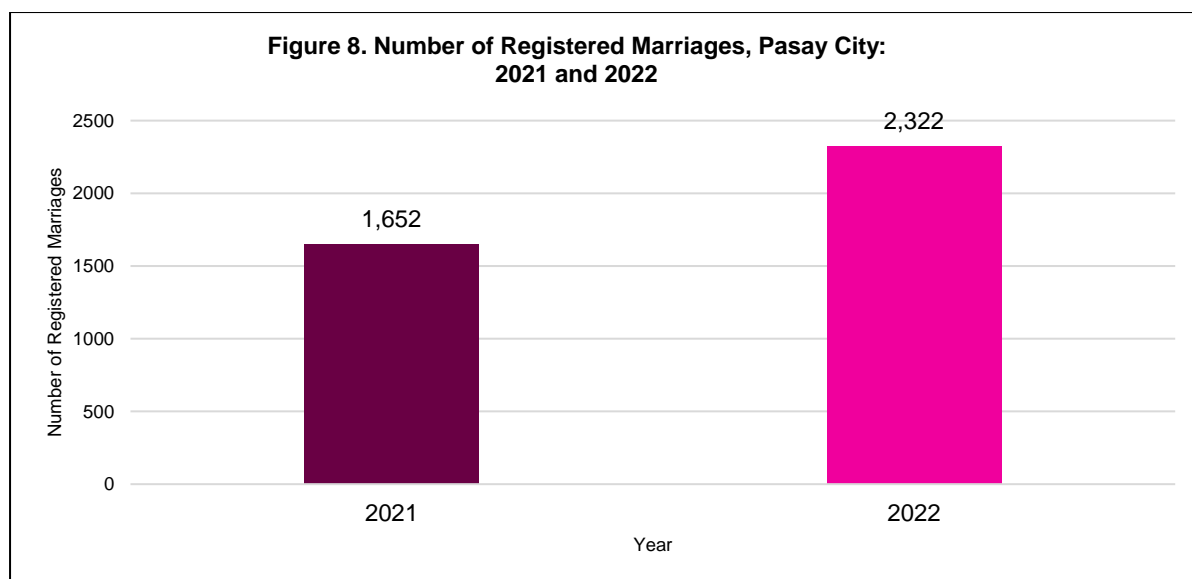
The city documented a cumulative total of 2,322 marriage occurrences in 2022. This significant figure constituted approximately 4.25 percent of the total marriages recorded in the National Capital Region, which stood at 54,629 for the same reference period. Notably, this placed Pasay City in the sixth position in terms of the highest number of registered marriages within the prime region. (See Figure 7)

Figure 7. Number of Registered Marriages, National Capital Region: 2022



Source: Philippine Statistics Authority, Civil Registration Service, Vital Statistics Division (Preliminary Results)

The count of registered marriages documented between January and December of 2022 exhibited a notable rise of 40.56 percent when compared to the total of 1,652 registered marriages recorded during the equivalent period in the preceding year. (See Figure 8)



Source: Philippine Statistics Authority, Civil Registration Service, Vital Statistics Division

Table 1. Number of Registered Vital Events by City/Municipality, National Capital Region: 2022

REGION, CITY/MUNICIPALITY	Number of Live Births by Sex and by Usual Residence of Mother			Number of Deaths by Sex and by Usual Residence of Deceased			Number of Marriages by Place of Occurrence
	Both Sexes	Male	Female	Both Sexes	Male	Female	Total
NATIONAL CAPITAL REGION (NCR)	160,132	83,122	77,010	78,917	43,940	34,977	54,629
City of Caloocan	21,373	11,045	10,328	9,583	5,433	4,150	5,609
City of Las Piñas	7,261	3,862	3,399	3,741	2,089	1,652	2,619
City of Makati	5,398	2,716	2,682	3,091	1,642	1,449	1,996
City of Malabon	5,073	2,619	2,454	2,499	1,403	1,096	761
City of Mandaluyong	4,392	2,229	2,163	2,220	1,227	993	1,143
City of Manila	23,147	12,136	11,011	12,052	6,705	5,347	8,935
City of Marikina	5,296	2,712	2,584	3,238	1,788	1,450	1,648
City of Muntinlupa	5,876	3,038	2,838	3,135	1,783	1,352	1,550
City of Navotas	3,564	1,857	1,707	1,801	1,004	797	400
City of Parañaque	8,080	4,226	3,854	3,998	2,195	1,803	1,875
Pasay City	4,773	2,505	2,268	2,418	1,362	1,056	2,322
City of Pasig	10,369	5,395	4,974	4,485	2,483	2,002	1,883
Quezon City	33,630	17,376	16,254	17,253	9,587	7,666	18,518
City of San Juan	1,142	597	545	819	426	393	397
City of Taguig	11,551	6,010	5,541	4,169	2,335	1,834	1,535
City of Valenzuela	8,515	4,448	4,067	3,979	2,233	1,746	3,202
Pateros	692	351	341	436	245	191	236

Source: Philippine Statistics Authority, Civil Registration Service, Vital Statistics Division

Table 2. Number of Registered Vital Events by City/Municipality, National Capital Region: 2021

REGION, CITY/MUNICIPALITY	Number of Live Births by Sex and by Usual Residence of Mother			Number of Deaths by Sex and by Usual Residence of Deceased			Number of Marriages by Place of Occurrence
	Both Sexes	Male	Female	Both Sexes	Male	Female	Total
NATIONAL CAPITAL REGION (NCR)	160,946	83,552	77,394	105,178	58,883	46,295	41,025
City of Caloocan	21,597	11,255	10,342	12,766	7,278	5,488	3,780
City of Las Piñas	7,162	3,725	3,437	5,104	2,816	2,288	1,813
City of Makati	5,370	2,854	2,516	4,450	2,422	2,028	1,729
City of Malabon	4,664	2,368	2,296	3,225	1,810	1,415	557
City of Mandaluyong	4,508	2,380	2,128	2,886	1,643	1,243	893
City of Manila	22,454	11,582	10,872	15,718	8,835	6,883	7,899
City of Marikina	5,653	2,970	2,683	4,331	2,380	1,951	1,460
City of Muntinlupa	5,659	2,943	2,716	3,871	2,213	1,658	1,340
City of Navotas	3,514	1,806	1,708	2,034	1,134	900	223
City of Parañaque	7,968	4,225	3,743	5,312	3,020	2,292	1,370
Pasay City	4,505	2,350	2,155	3,068	1,745	1,323	1,652
City of Pasig	10,412	5,410	5,002	6,241	3,442	2,799	1,513
Quezon City	35,045	18,060	16,985	23,480	12,969	10,511	13,200
City of San Juan	1,146	597	549	1,114	607	507	339
City of Taguig	12,067	6,235	5,832	5,522	3,116	2,406	1,150
City of Valenzuela	8,508	4,397	4,111	5,470	3,116	2,354	1,925
Pateros	714	395	319	586	337	249	182

Source: Philippine Statistics Authority, Civil Registration Service, Vital Statistics Division (Preliminary Results)

Technical Notes

Civil Registration is the recording in the appropriate civil registers, vital acts and events that affect the civil status of individuals.


Vital Statistics are derived from information obtained at the time when the occurrences of vital events and their characteristics are inscribed in a civil register.

Vital acts and events are the births, deaths, fetal deaths, marriages, and all such events that have something to do with an individual's entrance and departure from life together with the changes in civil status that may occur to a person during his lifetime. Recording of these events in the civil register is known as vital or civil registration and the resulting documents are called vital records.

- **Live Birth** - is the complete expulsion or extraction from its mother of a product of conception, irrespective of the duration of pregnancy, which, after such separation, breathes or shows any other evidence of life, such as beating of the heart, pulsation of umbilical cord, or definite movement of the voluntary muscles. Whether or not the umbilical cord has been cut or the placenta is attached; each product of such a birth is considered live born.

- **Marriage** - is a special contract of permanent union between a man and a woman entered into in accordance with law for the establishment of conjugal and family life.
- **Death** - refers to the permanent disappearance of all evidence of life at any time after live birth has taken place.
- **Sex Ratio** - refers to the number of males per one hundred females.
- **Usual Residence** - refers to the place where the person habitually or permanently resides.

For more details, please visit www.psa.gov.ph



ESTRELLA R. VARGAS
Chief Statistical Specialist