



SPECIAL RELEASE

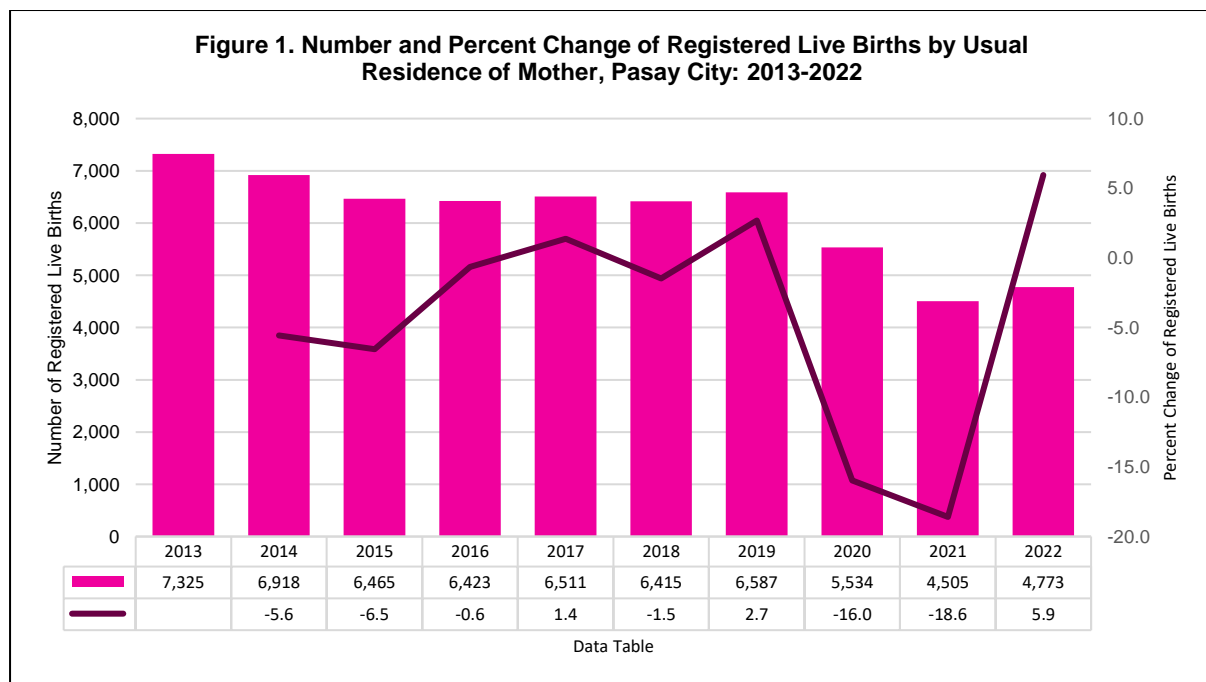
CIVIL REGISTRATION AND VITAL STATISTICS Pasay City: 2022 Registered Live Births

Date of Release: May 24, 2024
Reference No.: SR 2024 - 103

Data on births presented in this release were obtained from the timely and late registered births at the Office of the City Civil Registrar of Pasay and submitted to the Office of the Civil Registrar General through the Philippine Statistics Authority – National Capital Region - Provincial Statistical Office V (PSA-NCR-PSO V). The information presented includes births by usual residence of the mother that occurred from January to December 2022 based on data files received by the PSA - Civil Registration Service (CRS) from the PSOs and processed as of 31 July 2023. The figures presented herein are not adjusted for under registration.

Registered live births in Pasay City slightly increased in 2022.

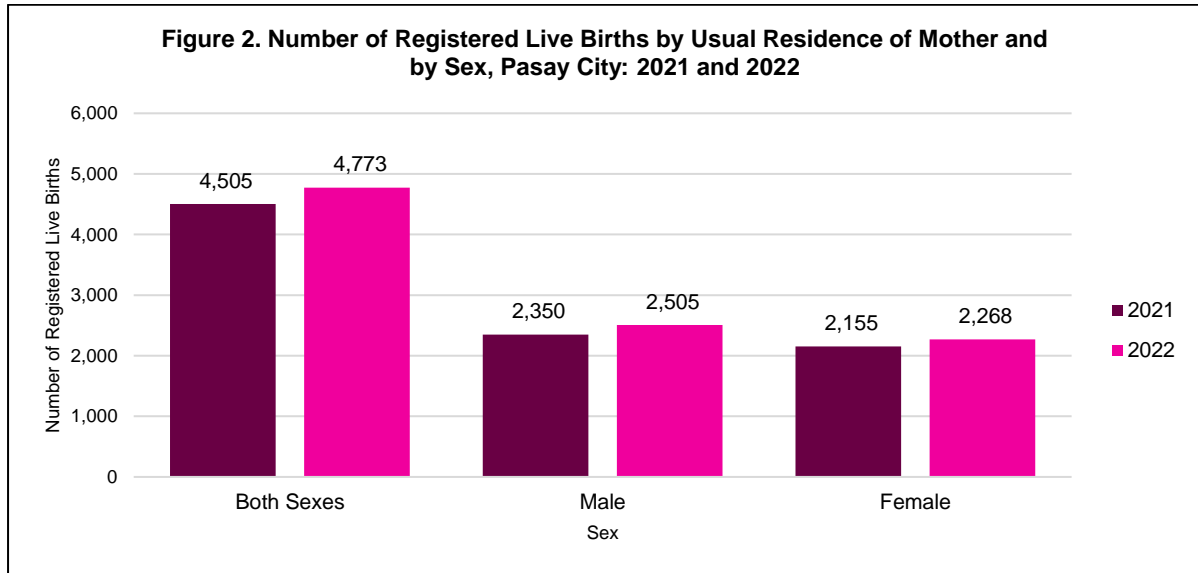
In 2022, there were 4,773 live births registered in Pasay City, resulting in a crude birth rate (CBR) of 10.9 or approximately 11 births per thousand population. Over the past ten years, there has been a significant decline in registered live births, dropping by 34.8 percent from 7,325 in 2013 to 4,773 in 2022. This decrease contrasts with the previous year, which saw a slight uptick of 5.9 percent from 4,505 births in 2021, a period still affected by the prevailing pandemic. On average, 13 babies were born daily in the city during 2022. (See Figure 1)



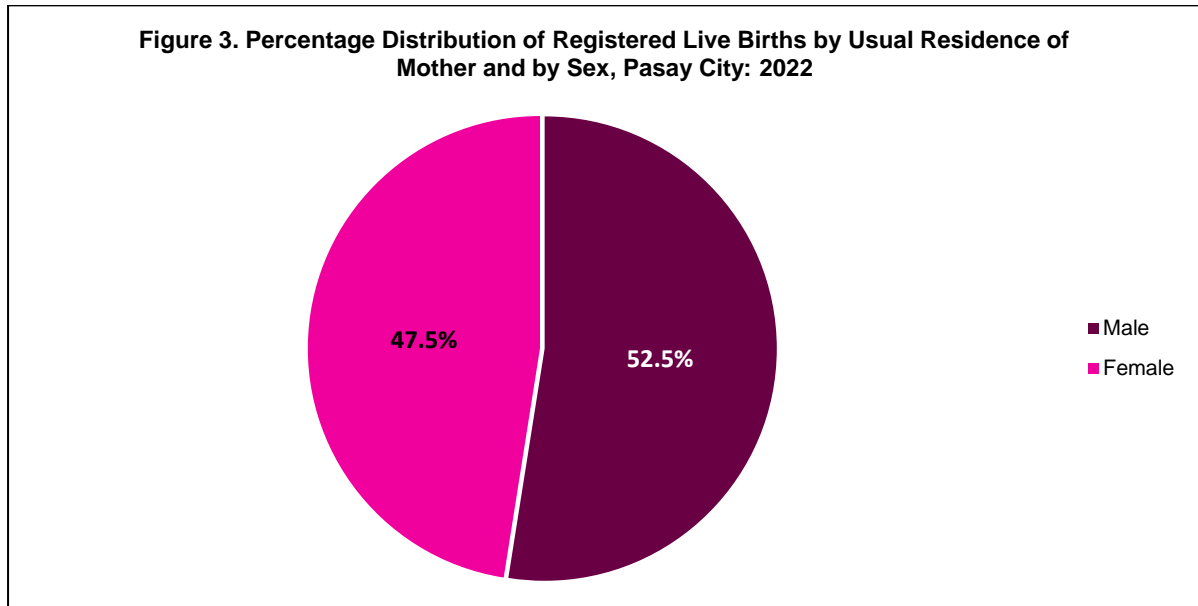
Source: Philippine Statistics Authority, Civil Registration Service, Vital Statistics Division

Male births outnumbered female births in the recorded data.

Throughout January to December 2022, a higher number of males were born, totaling 2,505 or 52.5 percent, compared to females, which numbered 2,268 or 47.5 percent. This distribution yielded a sex ratio at birth of 110 males per 100 females. These proportions closely mirrored those of 2021, where males also constituted the majority of registered live births at 2,350 or 52.2 percent, with females comprising 2,155 or 47.8 percent, resulting in a sex ratio at birth of 109 males per 100 females. (See Figures 2 and 3)



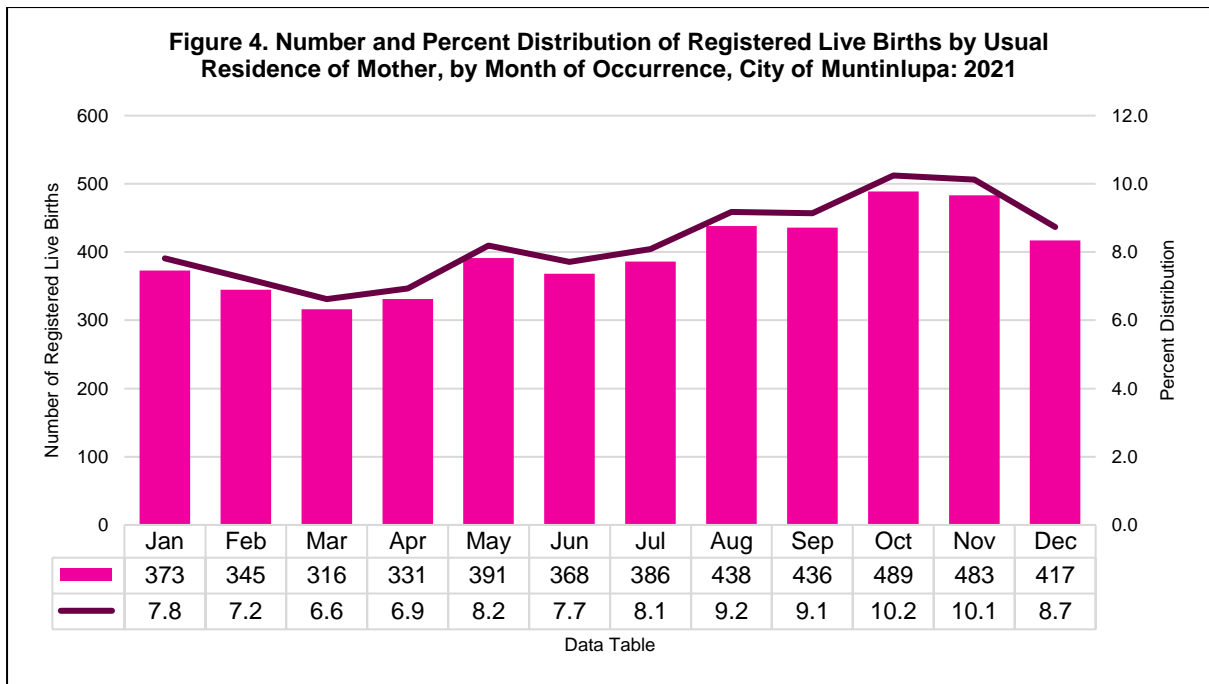
Source: Philippine Statistics Authority, Civil Registration Service, Vital Statistics Division



Source: Philippine Statistics Authority, Civil Registration Service, Vital Statistics Division

Most number of births were registered in October.

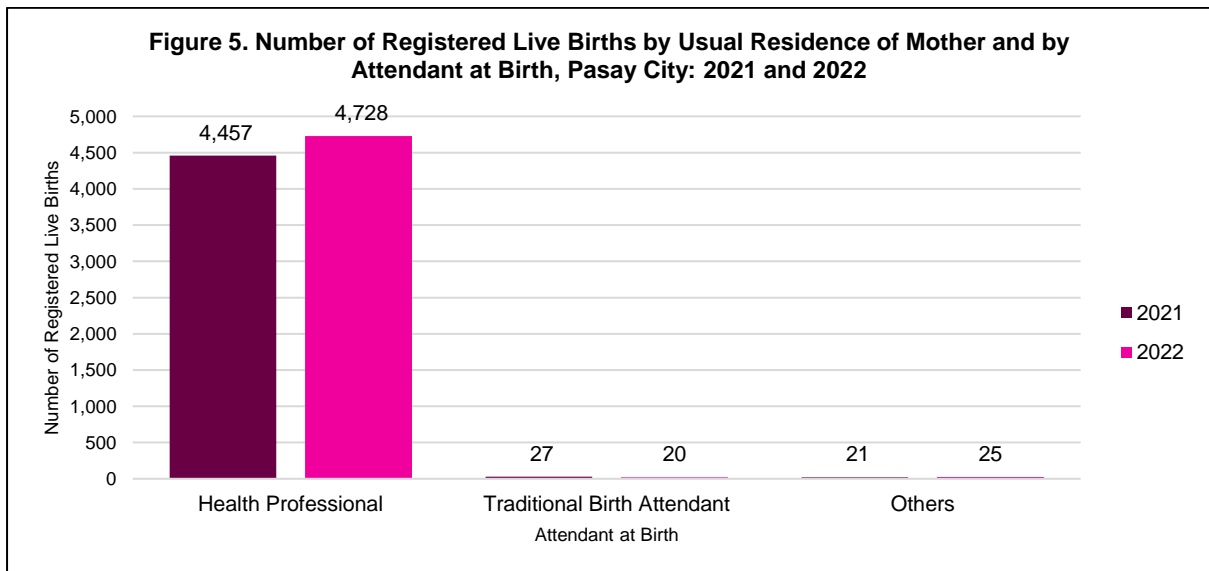
The peak month for registered live births in 2022 was October, accounting for 489 births, or 10.2 percent of the total births in the city. Following closely, November and August recorded 10.1 percent and 9.2 percent, respectively. In contrast, March witnessed the lowest number of births at 6.6 percent. (See Figure 4)



Source: Philippine Statistics Authority, Civil Registration Service, Vital Statistics Division

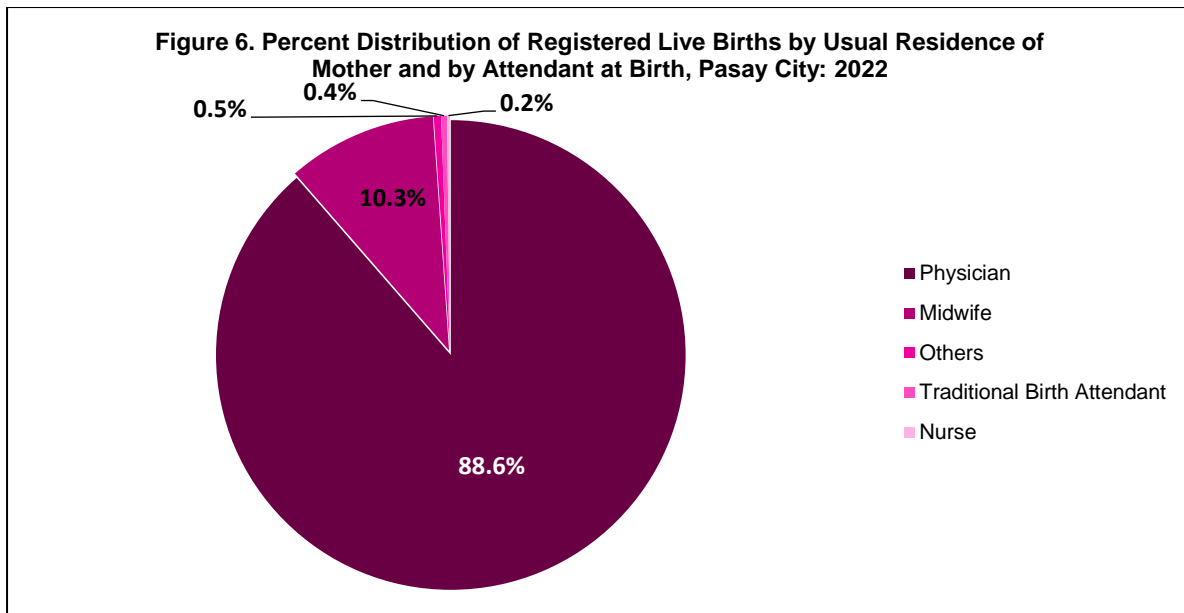
Nine in ten births were medically attended.

Nine out of ten birth deliveries were overseen by health professionals, marking a slight increase in percentage from 98.9 percent in 2021 to 99.1 percent in 2022. Conversely, births attended by traditional birth attendants, known as 'hilots,' decreased from 0.6 percent in 2021 to 0.4 percent in 2022, reflecting a downward trend. (See Figure 5)



Source: Philippine Statistics Authority, Civil Registration Service, Vital Statistics Division

The majority of births in Pasay City were overseen by health professionals, including physicians, midwives, or nurses. Specifically, physicians attended 88.6 percent of births, followed by midwives at 10.3 percent and nurses at 0.2 percent. A small fraction, 0.5 percent, fell under the category of others. (See Figure 6)

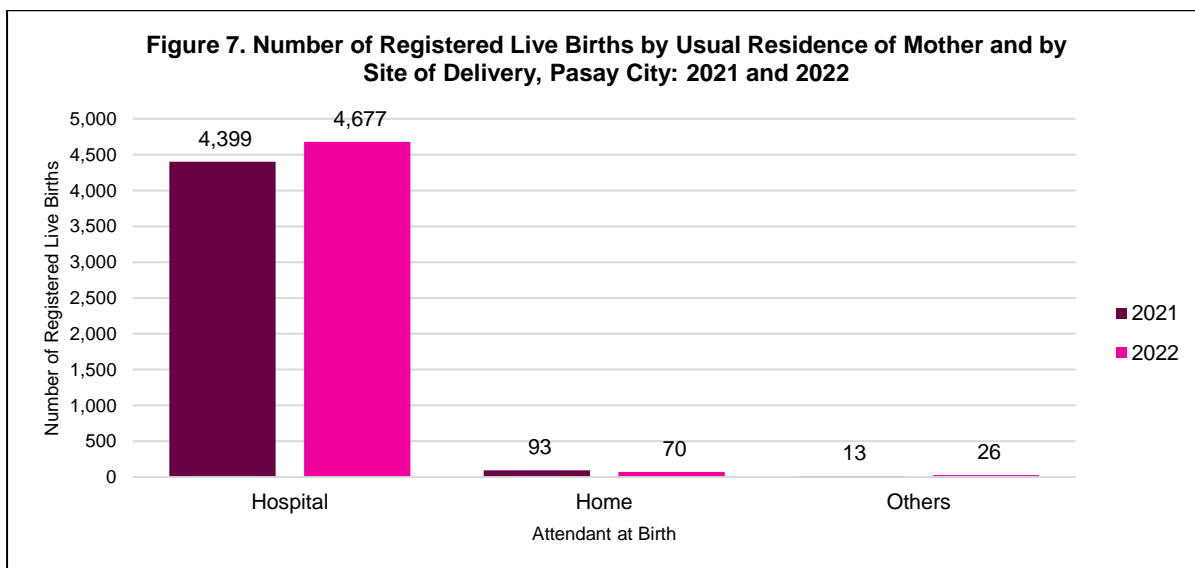


Source: Philippine Statistics Authority, Civil Registration Service, Vital Statistics Division

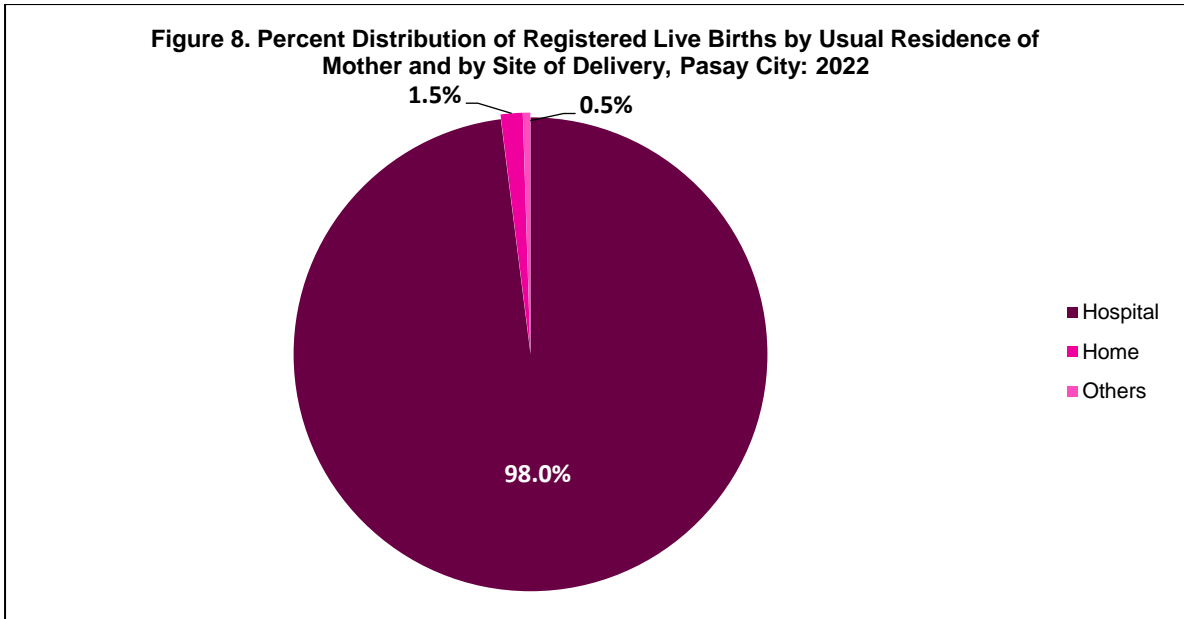
Nine in ten births are delivered in health facilities.

The choice of delivery location significantly impacts maternal and child mortality rates. Opting for a health facility with skilled attendants substantially enhances the chances of survival for both the mother and the newborn.

In 2022, the vast majority of deliveries in Pasay City, comprising 98.0 percent, occurred in health facilities such as hospitals, birthing clinics, lying-ins, outpatient care centers, specialized care centers, and similar establishments. This figure represented a slight increase from the 97.6 percent recorded in 2021, indicating a consistent trend towards facility-based deliveries. Only a small proportion, 1.5 percent, of total births took place at home, with a mere 0.5 percent delivered in other locations. (See Figure 7 and 8)



Source: Philippine Statistics Authority, Civil Registration Service, Vital Statistics Division

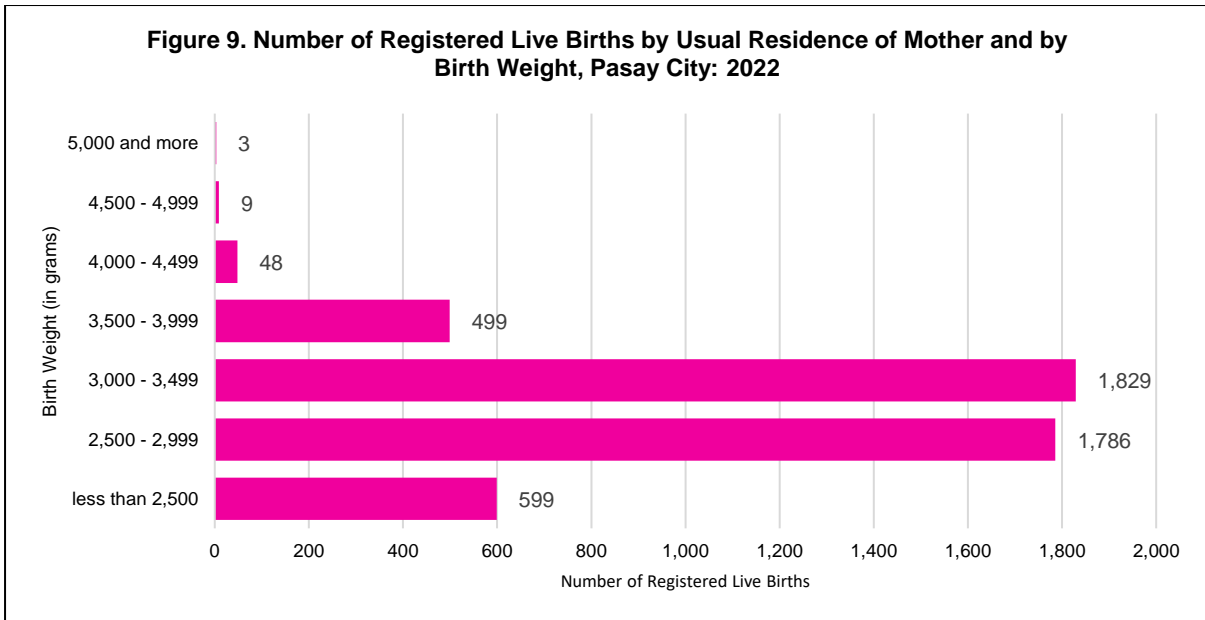


Source: Philippine Statistics Authority, Civil Registration Service, Vital Statistics Division

Most newborn babies weigh more than 3,000 grams.

The nutritional assessment of newborns is typically determined by their birth weight, with the World Health Organization (WHO) categorizing infants weighing less than 2,500 grams or 5.5 pounds at birth as having a low birth weight.

In Pasay City, the majority of newborns, totaling 4,174, or 87.5 percent, exceeded the threshold for low birth weight. Furthermore, 1,829 or 38.3 percent of most babies weighed between 3,000 and 3,499 grams. (See Figure 9)

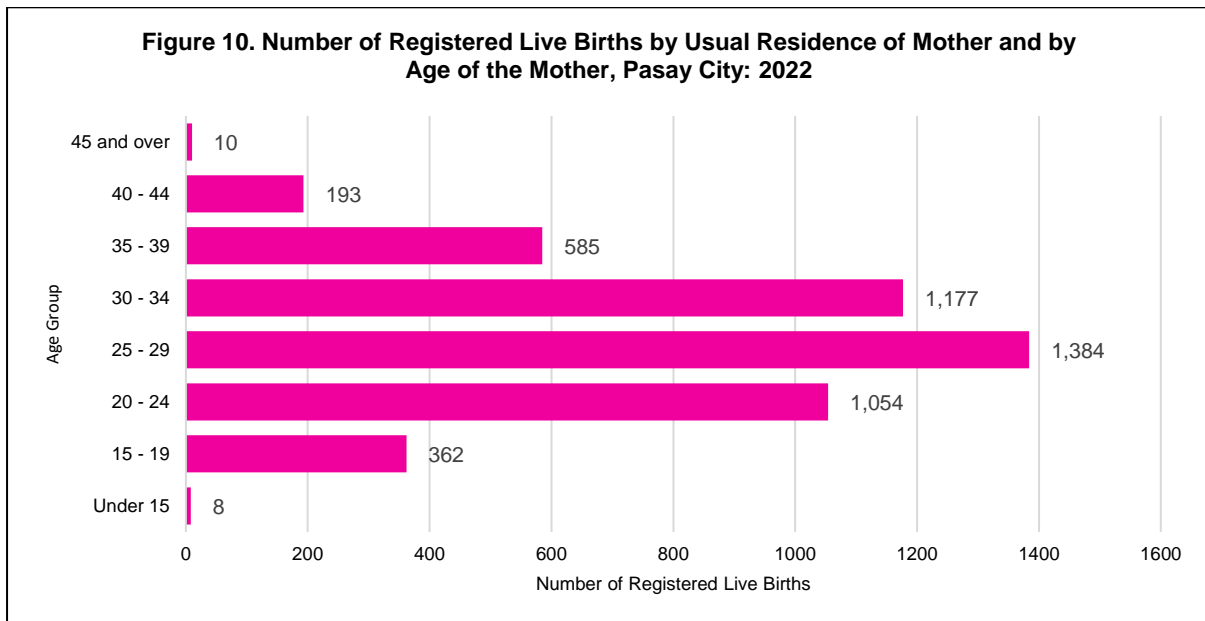


Source: Philippine Statistics Authority, Civil Registration Service, Vital Statistics Division

The majority of babies born to mother aged 25-29 years old.

The age group of 25–29 exhibited the highest frequency of live births, accounting for 1,384 or 29.0 percent of the total number of registered live births in Pasay City. This indicates that

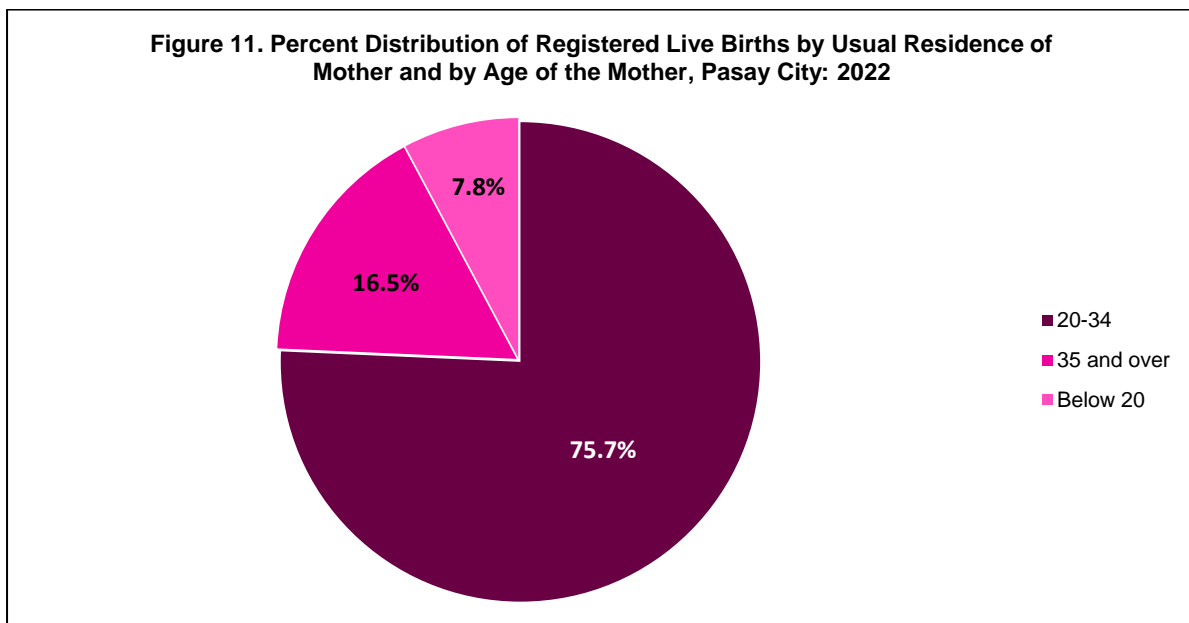
the majority of registered births in 2022 were to mothers aged between 25 and 29 years old, followed by the age groups of 30-34 and 20-24. (See Figure 10)



Source: Philippine Statistics Authority, Civil Registration Service, Vital Statistics Division

Those between the ages of 17 and younger and 35 years old and over are considered to be at "high risk" for pregnancy. This is because childbearing in these age groups is more likely to have complications during pregnancy and labor that may result in higher morbidity and mortality for both mother and child.

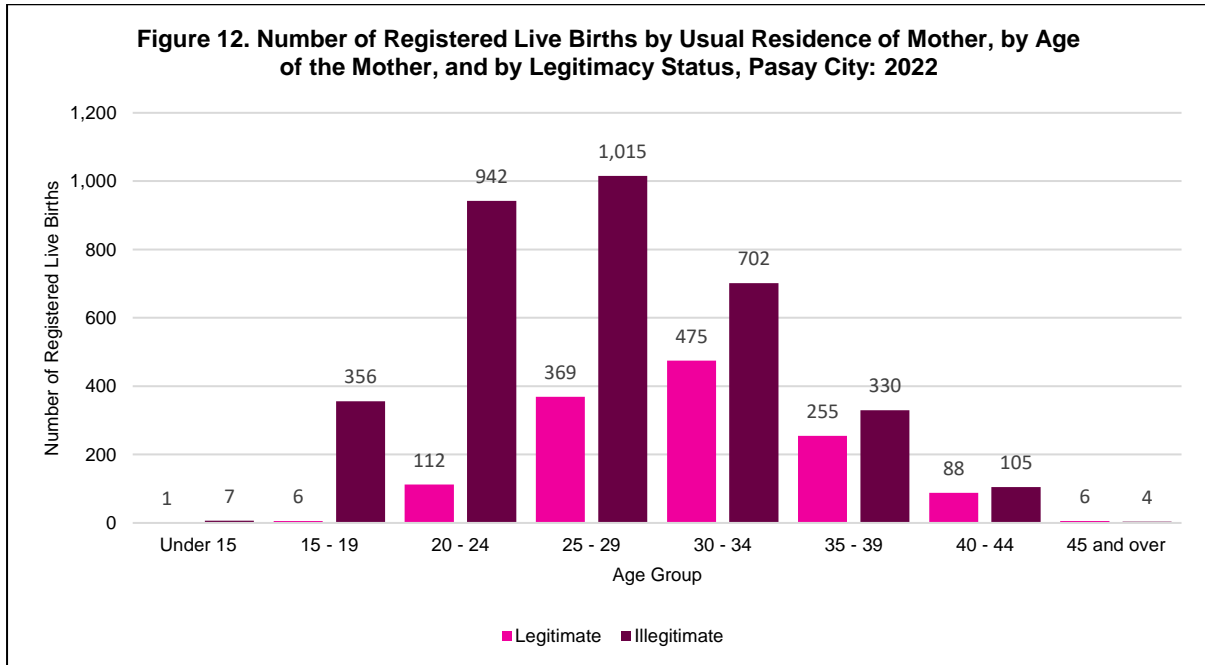
In 2022, approximately 7.8 percent of newborns were born to mothers younger than 20 years old, while around 16.5 percent were born to mothers aged 35 years and older. (See Figure 11)



Source: Philippine Statistics Authority, Civil Registration Service, Vital Statistics Division

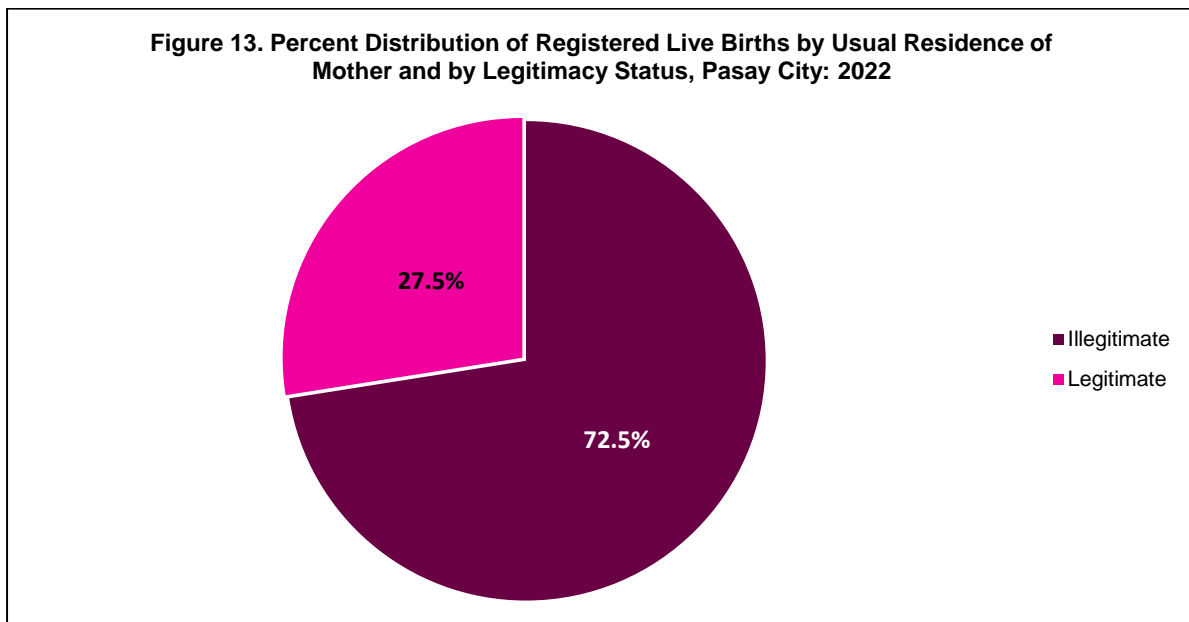
More than half of newborns were born to unmarried mothers.

The highest number of illegitimate births was attributed to mothers aged 25–29, comprising 1,015, or 29.3 percent, of the total registered illegitimate births in Pasay city in 2022. This was followed by mothers aged 20–24 years, contributing 942, or 27.2 percent, and mothers aged 30-34 years, with a share of 702, or 20.3 percent. (See Figure 12)



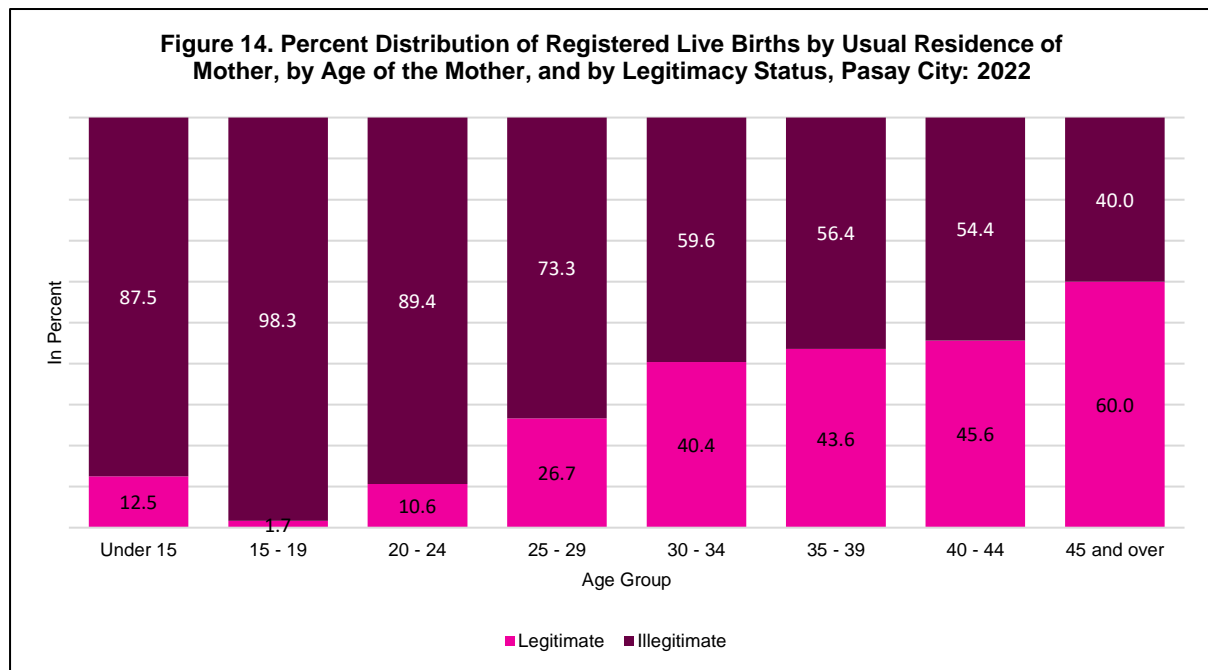
Source: Philippine Statistics Authority, Civil Registration Service, Vital Statistics Division

Moreover, over half of the total registered live births in 2022 were classified as illegitimate in Pasay City. Specifically, 3,461 or 72.5 percent of the babies born in the city were recorded as born out of wedlock, while in contrast, only 1,312 or 27.5 percent were born to married parents. (See Figure 13)



Source: Philippine Statistics Authority, Civil Registration Service, Vital Statistics Division

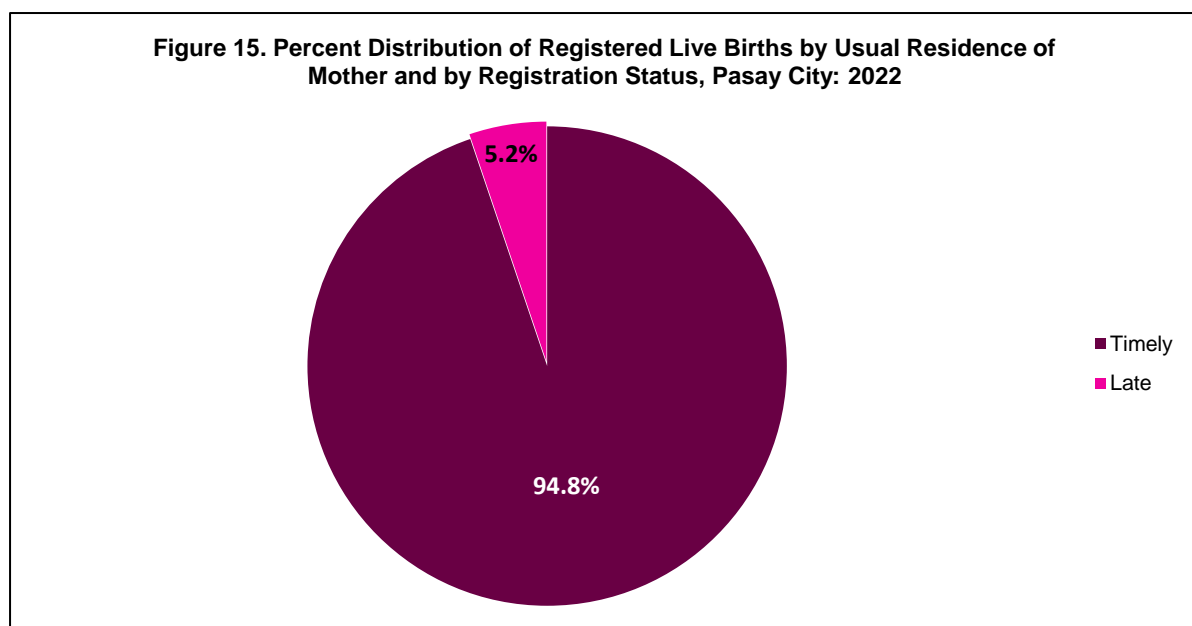
In terms of mothers' age groups, the highest proportion of illegitimate births occurred among adolescent mothers under the age group of 15–19 years old. In this age group, 98.3 percent of babies born were recorded as illegitimate. Following this, births to adolescent mothers aged 20–24 years old and mothers aged under 15 years old had 89.4 percent and 87.5 percent, respectively, of births categorized as illegitimate. Conversely, the lowest proportion of illegitimate babies was among mothers aged 45 years and over, at 40.0 percent. (See Figure 14)



Source: Philippine Statistics Authority, Civil Registration Service, Vital Statistics Division

More than 90 percent were registered on time.

The birth of a child shall be registered within thirty days from the time of birth to be considered a timely registration. In Pasay City nine of every ten registered births in 2022 were on time. (See Figure 15)



Source: Philippine Statistics Authority, Civil Registration Service, Vital Statistics Division

Technical Notes

Civil Registration is the recording in the appropriate civil registers, vital acts and events that affect the civil status of individuals.

Vital Statistics are derived from information obtained at the time when the occurrences of vital events and their characteristics are inscribed in a civil register.

Vital acts and events are the births, deaths, fetal deaths, marriages, and all such events that have something to do with an individual's entrance and departure from life together with the changes in civil status that may occur to a person during his lifetime. Recording of these events in the civil register is known as vital or civil registration and the resulting documents are called vital records.

- **Live Birth** - is the complete expulsion or extraction from its mother of a product of conception, irrespective of the duration of pregnancy, which, after such separation, breathes or shows any other evidence of life, such as beating of the heart, pulsation of umbilical cord, or definite movement of the voluntary muscles. Whether or not the umbilical cord has been cut or the placenta is attached; each product of such a birth is considered live born.
- **Sex Ratio** - refers to the number of males per one hundred females.
- **Usual Residence** - refers to the place where the person habitually or permanently resides.
- **Crude Birth Rate** - The ratio between the number of live births in a population during a given year and the total mid-year population for the same year, usually multiplied by 1,000.

For more details, please visit www.psa.gov.ph

ESTRELLA R. VARGAS
Chief Statistical Specialist

Attachments:

1. *Table 1. Number and Percent Change of Live Births by Usual Residence of Mother and by Sex, City of Pasay City: 2013-2022*
2. *Table 2. Number and Percent Distribution of Live Births by Usual Residence of Mother, by Month, and by Sex, Pasay City: 2022*
3. *Table 3. Number and Percent Distribution of Live Births by Usual Residence of Mother and by Attendant at Birth, and by Sex, Pasay City: 2022*
4. *Table 4. Number and Percent Distribution of Live Births by Usual Residence of Mother, by Site of Delivery, and by Sex, Pasay City: 2022*
5. *Table 5. Number and Percent Distribution of Live Births by Usual Residence of Mother, by Birth Weight, and by Sex, Pasay City: 2022*
6. *Table 6. Number and Percent Distribution of Live Births by Usual Residence of Mother, by Age of the Mother, by Sex, and by Legitimacy Status: Pasay City: 2022*
7. *Table 7. Number of Live Births by Usual Residence of Mother, by Month, and by Registration Status: Pasay City: 2022*

Table 1. Number and Percent Change of Live Births by Usual Residence of Mother and by Sex, Pasay City: 2013-2022

	2013	2014	2015	2016	2017	2018	2019	2020	2021	2022
Usual Residence of Mother										
Both Sexes	7,325	6,918	6,465	6,423	6,511	6,415	6,587	5,534	4,505	4,773
Male	3,806	3,577	3,372	3,358	3,416	3,334	3,503	2,793	2,350	2,505
Female	3,519	3,341	3,093	3,065	3,095	3,081	3,084	2,741	2,155	2,268
Percent Change		-5.6	-6.5	-0.6	1.4	-1.5	2.7	-16.0	-18.6	5.9
Daily Average	20	19	18	18	18	18	18	15	12	13

Source: Philippine Statistics Authority, Civil Registration Services, Vital Statistics Division

Leap years: 2016 and 2020

Table 2. Number and Percent Distribution of Live Births by Usual Residence of Mother, by Month, and by Sex, Pasay City: 2022

Month	Total		Male		Female	
	Number	Percent	Number	Percent	Number	Percent
TOTAL	4,773	100.0	2,505	100.0	2,268	100.0
January	373	7.8	193	7.7	180	7.9
February	345	7.2	172	6.9	173	7.6
March	316	6.6	166	6.6	150	6.6
April	331	6.9	186	7.4	145	6.4
May	391	8.2	221	8.8	170	7.5
June	368	7.7	197	7.9	171	7.5
July	386	8.1	194	7.7	192	8.5
August	438	9.2	211	8.4	227	10.0
September	436	9.1	230	9.2	206	9.1
October	489	10.2	256	10.2	233	10.3
November	483	10.1	247	9.9	236	10.4
December	417	8.7	232	9.3	185	8.2

Table 3. Number and Percent Distribution of Live Births by Usual Residence of Mother and by Attendant at Birth, and by Sex, Pasay City: 2022

Attendant at Birth	Total		Male		Female	
	Number	Percent	Number	Percent	Number	Percent
TOTAL	4,773	100.0	2,505	100.0	2,268	100.0
Physician	4,227	88.6	2,230	89.0	1,997	88.1
Nurse	8	0.2	4	0.2	4	0.2
Midwife	493	10.3	246	9.8	247	10.9
Traditional Birth Attendant	20	0.4	11	0.4	9	0.4
Others	25	0.5	14	0.6	11	0.5
Not stated	0	0.0	0	0.0	0	0.0

Source: Philippine Statistics Authority, Civil Registration Services, Vital Statistics Division

Table 4. Number and Percent Distribution of Live Births by Usual Residence of Mother, by Site of Delivery, and by Sex, Pasay City: 2022

Attendant at Birth	Total		Male		Female	
	Number	Percent	Number	Percent	Number	Percent
TOTAL	4,773	100.0	2,505	100.0	2,268	100.0
Hospital	4,677	98.0	2,457	98.1	2,220	97.9
Home	70	1.5	32	1.3	38	1.7
Others	26	0.5	16	0.6	10	0.4
Not stated	0	0.0	0	0.0	0	0.0

Source: Philippine Statistics Authority, Civil Registration Services, Vital Statistics Division

Table 5. Number and Percent Distribution of Live Births by Usual Residence of Mother, by Birth Weight, and by Sex, Pasay City: 2022

Birth Weight (in grams)	Total		Male		Female	
	Number	Percent	Number	Percent	Number	Percent
TOTAL	4,773	100.0	2,505	100.0	2,268	100.0
less than 2,500	599	12.5	297	11.9	302	13.3
2,500 - 2,999	1,786	37.4	879	35.1	907	40.0
3,000 - 3,499	1,829	38.3	1,003	40.0	826	36.4
3,500 - 3,999	499	10.5	292	11.7	207	9.1
4,000 - 4,499	48	1.0	25	1.0	23	1.0
4,500 - 4,999	9	0.2	6	0.2	3	0.1
5,000 and more	3	0.1	3	0.1	0	0.0
Not Stated	0	0.0	0	0.0	0	0.0

Source: Philippine Statistics Authority, Civil Registration Services, Vital Statistics Division

Table 6. Number and Percent Distribution of Live Births by Usual Residence of Mother, by Age of the Mother, by Sex, and by Legitimacy Status: Pasay City: 2022

Age Group of the Mother	Total		Male						Female					
			Total		Legitimate		Illegitimate		Total		Legitimate		Illegitimate	
	Number	Percent	Number	Percent	Number	Percent	Number	Percent	Number	Percent	Number	Percent	Number	Percent
TOTAL	4,773	100.0	2,505	100.0	679	100.0	1,826	100.0	2,268	100.0	633	100.0	1,635	100.0
Under 15	8	0.2	4	0.2	1	0.1	3	0.2	4	0.2	0	0.0	4	0.2
15 - 19	362	7.6	180	7.2	3	0.4	177	9.7	182	8.0	3	0.5	179	10.9
20 - 24	1,054	22.1	569	22.7	62	9.1	507	27.8	485	21.4	50	7.9	435	26.6
25 - 29	1,384	29.0	728	29.1	188	27.7	540	29.6	656	28.9	181	28.6	475	29.1
30 - 34	1,177	24.7	598	23.9	237	34.9	361	19.8	579	25.5	238	37.6	341	20.9
35 - 39	585	12.3	321	12.8	142	20.9	179	9.8	264	11.6	113	17.9	151	9.2
40 - 44	193	4.0	101	4.0	44	6.5	57	3.1	92	4.1	44	7.0	48	2.9
45 and over	10	0.2	4	0.2	2	0.3	2	0.1	6	0.3	4	0.6	2	0.1
Not Stated	0	0.0	0	0.0	0	0.0	0	0.0	0	0.0	0	0.0	0	0.0

Source: Philippine Statistics Authority, Civil Registration Services, Vital Statistics Division

Table 7. Number of Live Births by Usual Residence of Mother, by Month, and by Registration Status: Pasay City: 2022

Month of Occurrence	Registration Status					
	Total		Timely		Late	
	Number	Percent	Number	Percent	Number	Percent
Total	4,773	100.0	4,525	100.0	248	100.0
January	373	7.81	337	7.45	36	14.52
February	345	7.23	315	6.96	30	12.10
March	316	6.62	304	6.72	12	4.84
April	331	6.93	317	7.01	14	5.65
May	391	8.19	361	7.98	30	12.10
June	368	7.71	356	7.87	12	4.84
July	386	8.09	368	8.13	18	7.26
August	438	9.18	419	9.26	19	7.66
September	436	9.13	411	9.08	25	10.08
October	489	10.25	466	10.30	23	9.27
November	483	10.12	474	10.48	9	3.63
December	417	8.74	397	8.77	20	8.06

Source: Philippine Statistics Authority, Civil Registration Services, Vital Statistics Division