



REPUBLIC OF THE PHILIPPINES

**PHILIPPINE STATISTICS AUTHORITY**

NCR PROVINCIAL STATISTICAL OFFICE V

(LAS PIÑAS • MUNTINLUPA • PARAÑAQUE • PASAY)

# SPECIAL RELEASE

## CIVIL REGISTRATION AND VITAL STATISTICS

City of Muntinlupa: 2022 Preliminary Results (As of 30 September 2022)

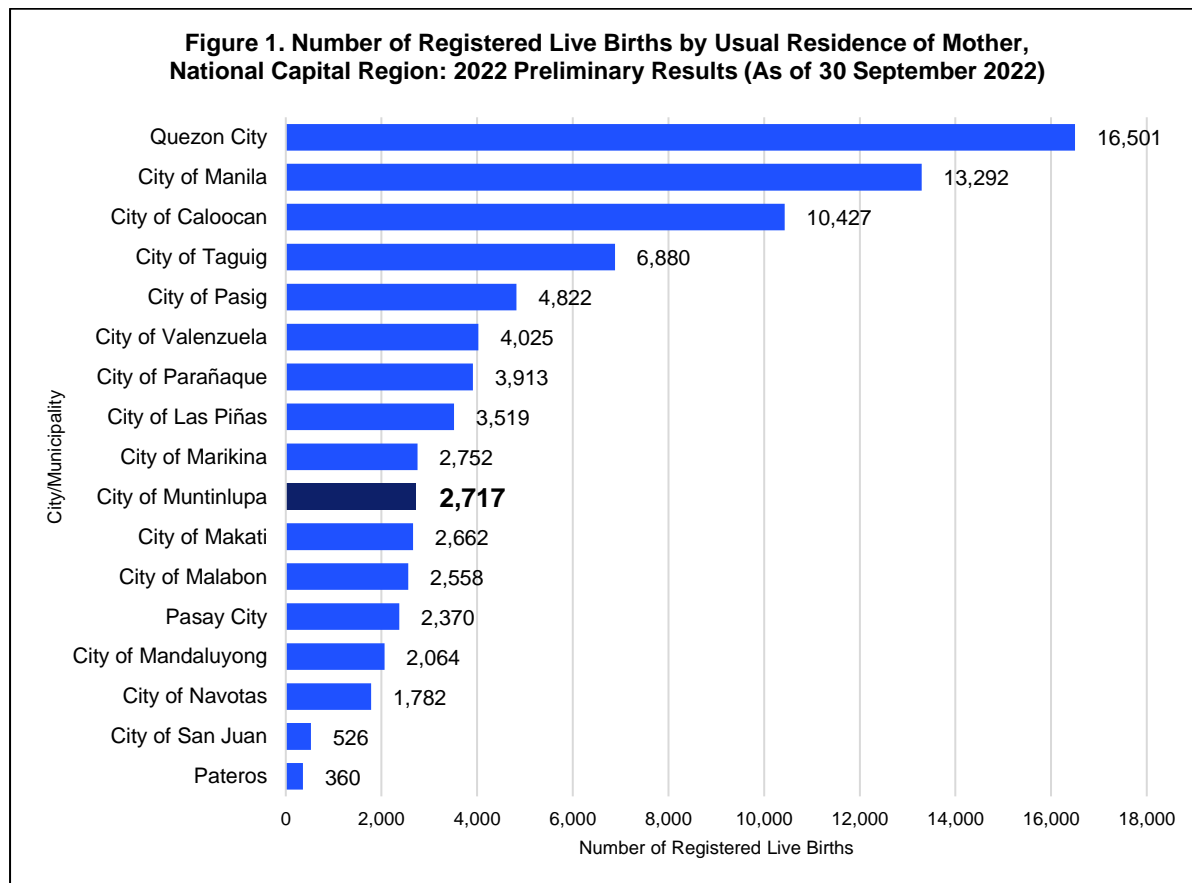
**Date of Release:** 24 March 2023

**Reference No.** SR 2023 - 02

The data presented in this special release were obtained from the vital events registered, either timely or belatedly, at the Office of the City Civil Registrar of Muntinlupa and subsequently submitted for encoding to the Office of the Civil Registrar General through the Provincial Statistical Offices (PSOs) of the Philippine Statistics Authority (PSA). The information presented includes provisional vital events that occurred from January to August 2022 based on data files received by the PSA - Civil Registration Service (CRS) from the PSOs and processed initially as of 30 September 2022. Thus, the figures presented herein are still preliminary and may differ from the final count.

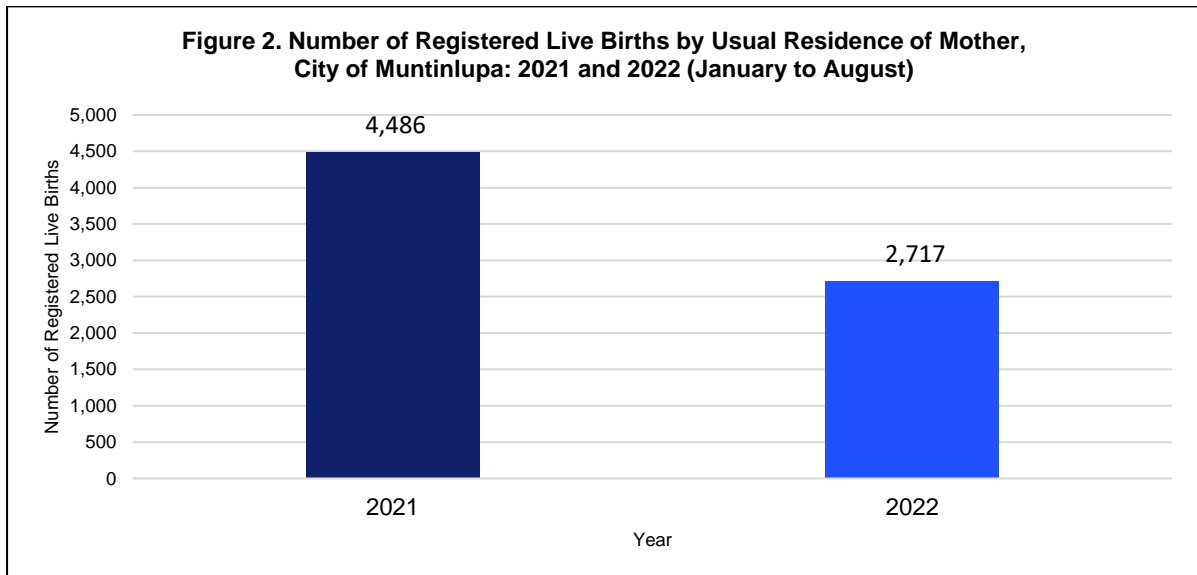
**The city of Muntinlupa records more than 2,700 live births in the first eight months of 2022.**

As of 30 September 2022, the City of Muntinlupa had registered a total of 2,717 live births. This contributed to 3.35 percent of the 81,170 total number of registered live births in the National Capital Region (NCR). The city ranked tenth based on the number of registered live births in the region. (See Figure 1)

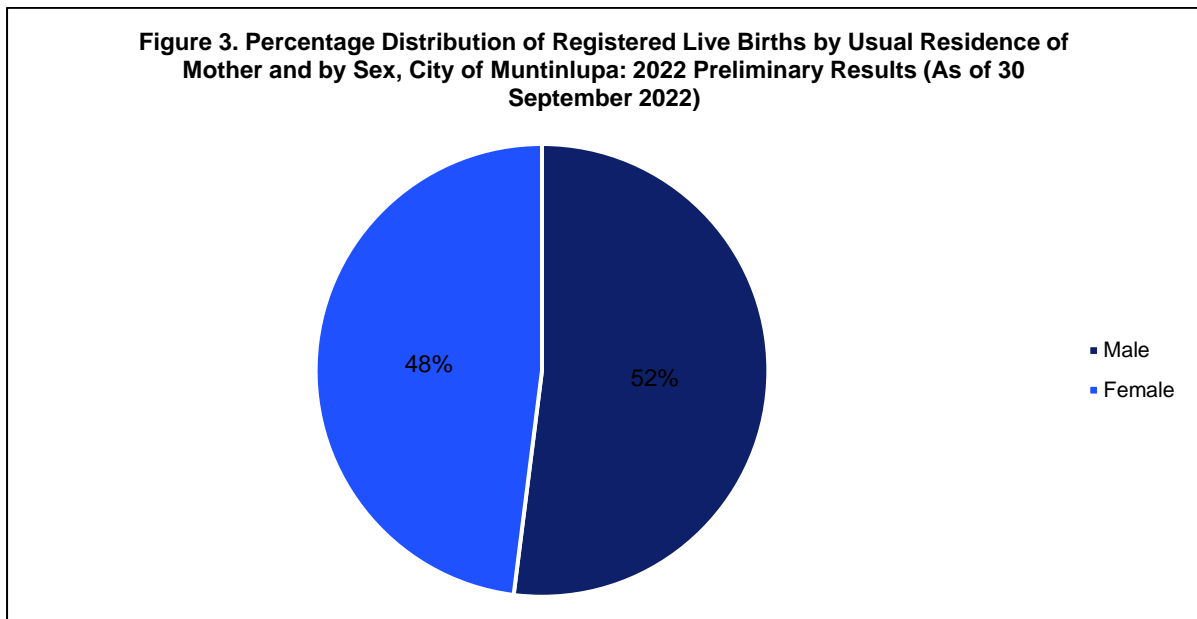


Source: Philippine Statistics Authority, Civil Registration Service, Vital Statistics Division (Preliminary Results)

The number of live births accounted for the months of January to August of 2022 exhibited a decrease of -39.43 percent from the 4,486 total registered live births in the same months of 2021. Registered live births for males were recorded at 1,423 or 52 percent, while the remaining 1,294 or 48 percent were females. This gave a sex ratio of 110 males per 100 females born in the city as registered in the first eight months of 2022. (See Figures 2 and 3)



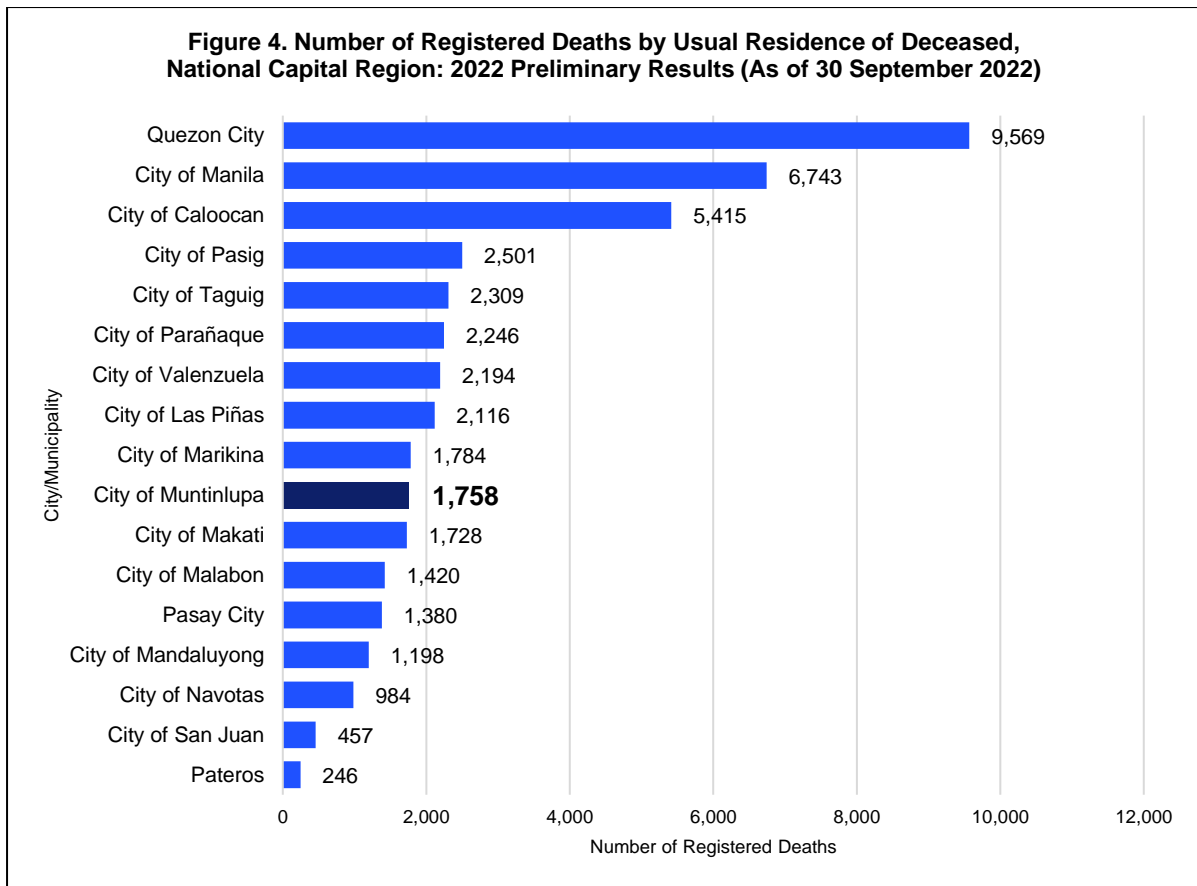
Source: Philippine Statistics Authority, Civil Registration Service, Vital Statistics Division (Preliminary Results)



Source: Philippine Statistics Authority, Civil Registration Service, Vital Statistics Division (Preliminary Results)

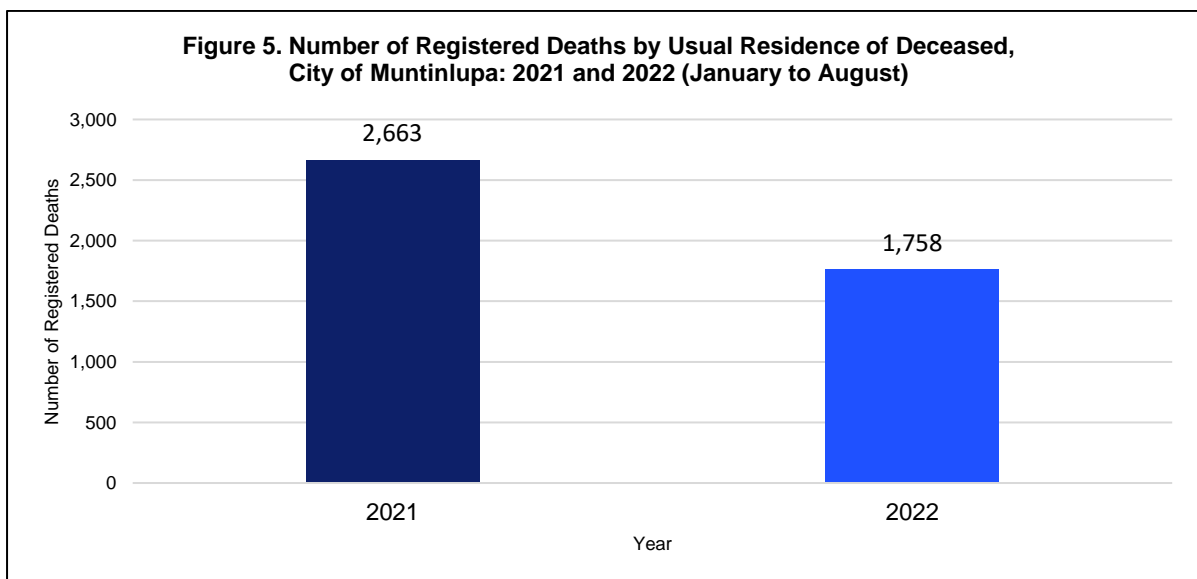
**According to statistics, more than 1,700 persons passed away in the City of Muntinlupa between January and August of 2022.**

A total of 1,758 death occurrences were registered from January to August 2022 in the City of Muntinlupa. This gave a percentage share of about 3.99 percent of the 44,048 total number of registered deaths in NCR on the same reference period. Based on the number of deaths in the region, the city ranked tenth with Quezon City on top of the board. (See Figure 4)



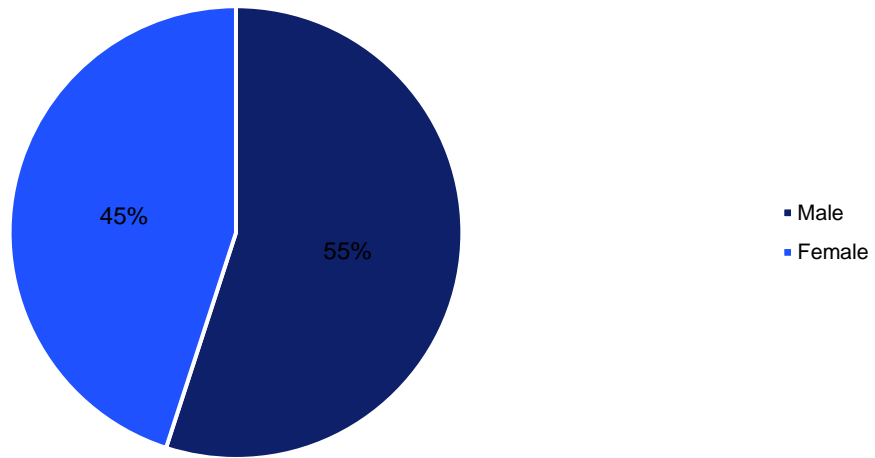
Source: Philippine Statistics Authority, Civil Registration Service, Vital Statistics Division (Preliminary Results)

The reported figure of registered deaths from January to August 2022 showed a decrease of 905 death occurrences, or -33.98 percent lower than the previous year of the same reference period. The 55 percent, or 966, of the death occurrences in the city from January to August 2022 were male, while the remaining 45 percent or 792 were female. As to the sex ratio, there are 122 males that die for every 100 females in the City of Muntinlupa. (See Figures 5 and 6)



Source: Philippine Statistics Authority, Civil Registration Service, Vital Statistics Division (Preliminary Results)

**Figure 6. Percentage Distribution of Registered Deaths by Usual Residence of Deceased and by Sex, City of Muntinlupa: 2022 Preliminary Results (As of 30 September 2022)**

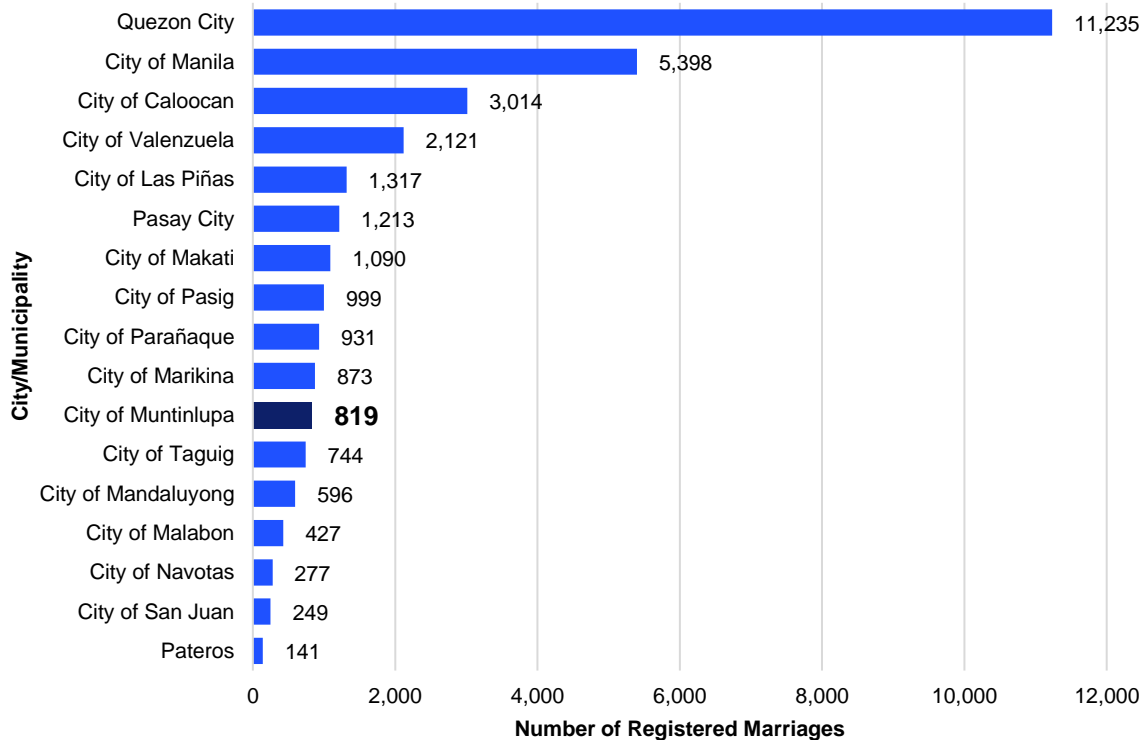


Source: Philippine Statistics Authority, Civil Registration Service, Vital Statistics Division (Preliminary Results)

**City of Muntinlupa at number eleven in the number of registered marriages in the NCR.**

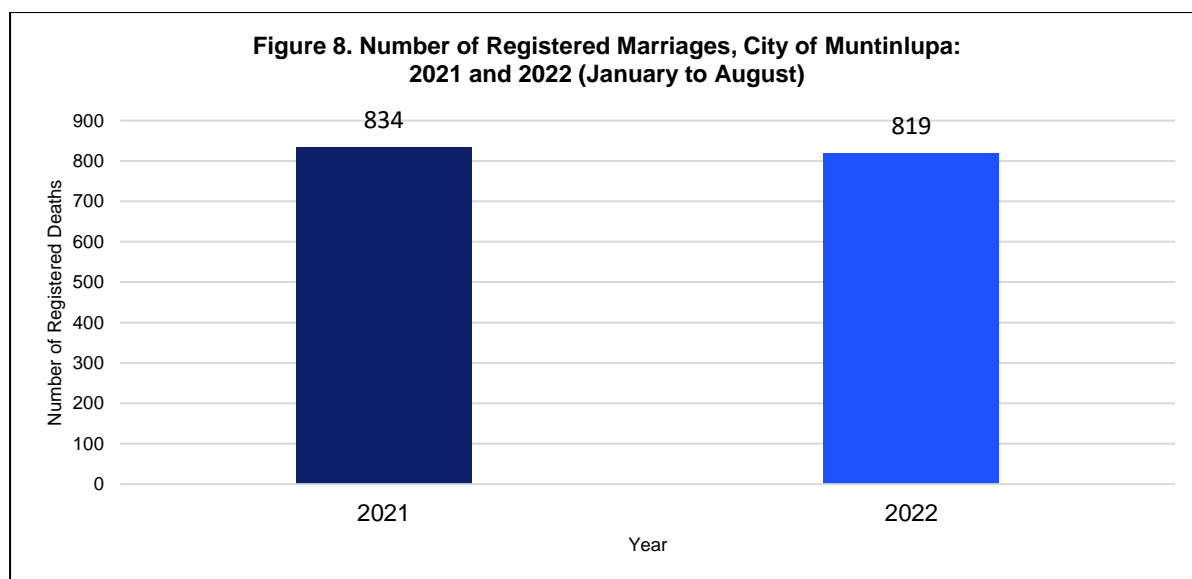
The city accounted a total of 819 marriage occurrences in the first eight months of 2022. This contributed to 2.60 percent of the 31,444 total marriages in the National Capital Region for the same reference period. City of Muntinlupa ranked eleventh in the highest number of registered marriages in the prime region. (See Figure 7)

**Figure 7. Number of Registered Marriages, National Capital Region: 2022 Preliminary Results (As of 30 September 2022)**



Source: Philippine Statistics Authority, Civil Registration Service, Vital Statistics Division (Preliminary Results)

The number of registered marriages obtained from January to August of 2022 displayed a decrease of -1.80 percent from the 834 total registered marriages in the same reference period of the previous year. (See Figure 8)



Source: Philippine Statistics Authority, Civil Registration Service, Vital Statistics Division (Preliminary Results)

**Table 1. Number of Registered Vital Events by City/Municipality, National Capital Region:  
2022 Preliminary Results (As of 30 September 2022)**

REGION, CITY/MUNICIPALITY	Number of Live Births by Sex and by Usual Residence of Mother			Number of Deaths by Sex and by Usual Residence of Deceased			Number of Marriages by Place of Occurrence
	Both Sexes	Male	Female	Both Sexes	Male	Female	Total
<b>NATIONAL CAPITAL REGION (NCR)</b>	81,170	42,352	38,818	44,048	24,516	19,532	31,444
City of Caloocan	10,427	5,505	4,922	5,415	3,079	2,336	3,014
City of Muntinlupa	3,519	1,884	1,635	2,116	1,184	932	1,317
City of Makati	2,662	1,351	1,311	1,728	940	788	1,090
City of Malabon	2,558	1,311	1,247	1,420	797	623	427
City of Mandaluyong	2,064	1,036	1,028	1,198	663	535	596
City of Manila	13,292	6,982	6,310	6,743	3,785	2,958	5,398
City of Marikina	2,752	1,418	1,334	1,784	982	802	873
City of Muntinlupa	2,717	1,423	1,294	1,758	966	792	819
City of Navotas	1,782	915	867	984	527	457	277
City of Parañaque	3,913	2,069	1,844	2,246	1,236	1,010	931
Pasay City	2,370	1,259	1,111	1,380	768	612	1,213
City of Pasig	4,822	2,515	2,307	2,501	1,396	1,105	999
Quezon City	16,501	8,606	7,895	9,569	5,313	4,256	11,235
City of San Juan	526	270	256	457	234	223	249
City of Taguig	6,880	3,522	3,358	2,309	1,307	1,002	744
City of Valenzuela	4,025	2,104	1,921	2,194	1,207	987	2,121
Pateros	360	182	178	246	132	114	141

Source: Philippine Statistics Authority, Civil Registration Service, Vital Statistics Division (Preliminary Results)

**Table 2. Number of Registered Vital Events by City/Municipality, National Capital Region:  
January to August 2021**

REGION, CITY/MUNICIPALITY	Number of Live Births by Usual Residence of Mother	Number of Deaths by Usual Residence of Deceased	Number of Marriages by Place of Occurrence
<b>NATIONAL CAPITAL REGION (NCR)</b>	128,350	72,585	24,674
City of Caloocan	17,096	8,727	2,398
City of Muntinlupa	5,682	3,555	1,120
City of Makati	4,370	3,114	1,080
City of Malabon	3,677	2,231	283
City of Mandaluyong	3,607	2,006	548
City of Manila	17,909	11,105	4,820
City of Marikina	4,582	2,950	882
City of Muntinlupa	4,486	2,663	834
City of Navotas	2,771	1,404	139
City of Parañaque	6,310	3,621	910
Pasay City	3,588	2,120	900
City of Pasig	8,384	4,297	891
Quezon City	28,077	16,094	7,652
City of San Juan	928	774	212
City of Taguig	9,503	3,761	687
City of Valenzuela	6,796	3,758	1,210
Pateros	584	405	108

Source: Philippine Statistics Authority, Civil Registration Service, Vital Statistics Division (Preliminary Results)

### Technical Notes

**Civil Registration** is the recording in the appropriate civil registers, vital acts and events that affect the civil status of individuals.


**Vital Statistics** are derived from information obtained at the time when the occurrences of vital events and their characteristics are inscribed in a civil register.

Vital acts and events are the births, deaths, fetal deaths, marriages, and all such events that have something to do with an individual's entrance and departure from life together with the changes in civil status that may occur to a person during his lifetime. Recording of these events in the civil register is known as vital or civil registration and the resulting documents are called vital records.

- **Live Birth** - is the complete expulsion or extraction from its mother of a product of conception, irrespective of the duration of pregnancy, which, after such separation, breathes or shows any other evidence of life, such as beating of the heart, pulsation of umbilical cord, or definite movement of the voluntary muscles. Whether or not the umbilical cord has been cut or the placenta is attached; each product of such a birth is considered live born.
- **Marriage** - is a special contract of permanent union between a man and a woman entered into in accordance with law for the establishment of conjugal and family life.

- **Death** - refers to the permanent disappearance of all evidence of life at any time after live birth has taken place.
- **Counts on Births** - include babies born in the Philippines whose mother's usual residence is in a foreign country.
- **Counts on Deaths** - include individuals who died in the Philippines whose usual residence is in a foreign country.
- **Sex Ratio** - refers to the number of males per one hundred females.
- **Usual Residence** - refers to the place where the person habitually or permanently resides.

For more details, please visit [www.psa.gov.ph](http://www.psa.gov.ph)



**ESTRELLA R. VARGAS**  
Chief Statistical Specialist