

2021 DEATH STATISTICS

CITY OF LAS PIÑAS

5,104

total registered deaths.



22.84%


Increased from the 4,155 total registered deaths in 2020.



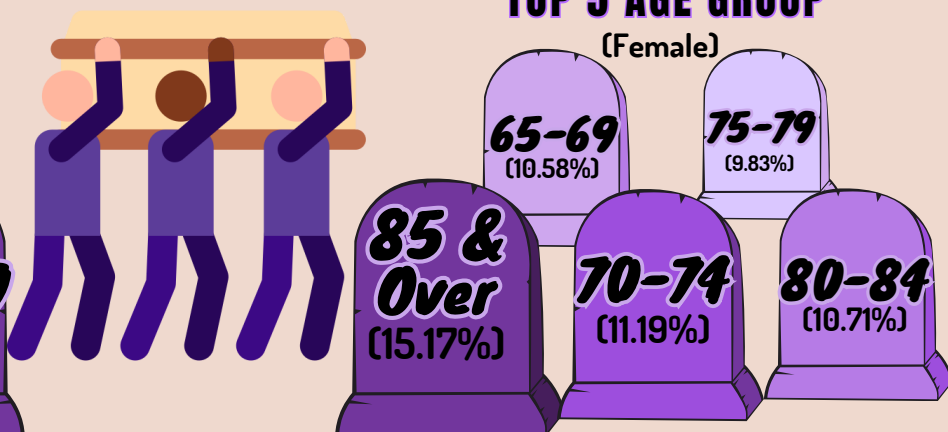
4.85%

Percentage share and rank 8 in the National Capital Region (NCR).

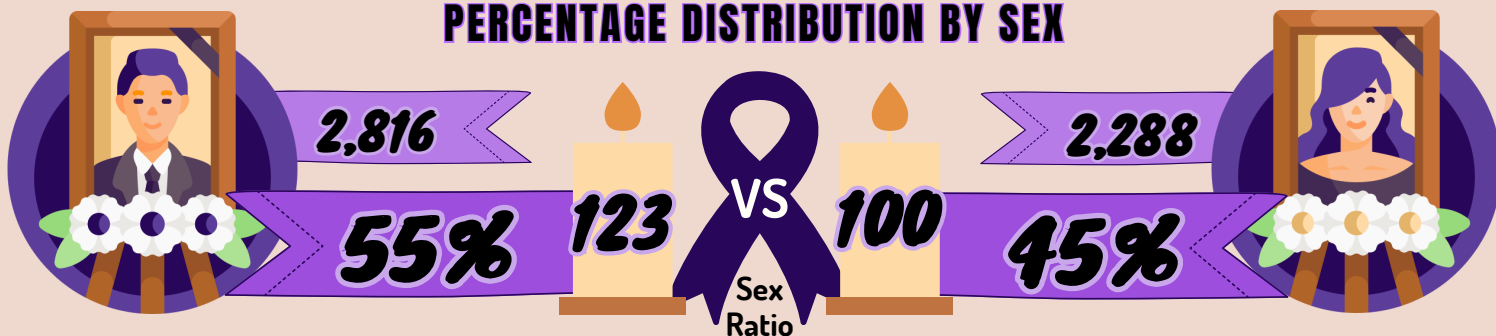
TOP 5 AGE GROUP (Male)



TOP 5 AGE GROUP (Female)

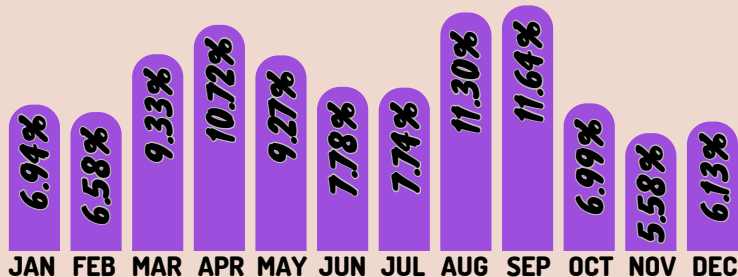


PERCENTAGE DISTRIBUTION BY SEX



PERCENTAGE DISTRIBUTION BY MONTH OF OCCURRENCE

Month of September recorded the most number of registered deaths with 594 or equivalent to 20 death occurrences per day.



PERCENTAGE DISTRIBUTION BY REGISTRATION STATUS

A total of 5,026 registered deaths were timely registered while 78 were registered late.



PERCENTAGE DISTRIBUTION BY TYPE OF ATTENDANT

The majority of the deaths were attended by the hospital authority, with 2,133 recorded in the city.

