




# WOMEN *and* MEN

BASED ON THE 2020 CENSUS OF POPULATION AND HOUSING | CITY OF SAN JUAN




Women **increased by 1.5%** from 63,634 persons in 2015 to 64,575 persons in 2020.

Barangay **Halo-Halo (St. Joseph)** holds the **highest** record for the **growth rate of women** with 160.6%

Men **increased by 4.4%** from 57,563 persons in 2015 to 60,124 persons in 2020.

Barangay **Halo-Halo (St. Joseph)** holds the **highest** record for the **growth rate of men** with 240.8%



Among the 64,575 women in the city, about **15.0%** were declared as **household head**.

From the period of 2015 to 2020, **women** that were declared as **household head** increased by **922** persons. **+10.5%**




Among the 60,124 men in the city, about **36.0%** were declared as **household head**.

From the period of 2015 to 2020, **men** that were declared as **household head** increased by **1,857** persons. **+9.3%**

Around **91.0%** of **women** in San Juan were literate or **can read and write simple messages**.






From the period of 2015 to 2020, **literate women** increased by **244** persons. **+0.4%**



Around **90.0%** of **men** in San Juan were literate or **can read and write simple messages**.

From the period of 2015 to 2020, **literate men** increased by **2,017** persons. **+3.9%**

## MARITAL STATUS

Icon	Category	Female	Male
	<b>SINGLE</b>	<b>30,861</b>	<b>31,208</b>
	<b>MARRIED</b>	<b>19,939</b>	<b>19,238</b>
	<b>WIDOWED</b>	<b>8,577</b>	<b>8,228</b>
	<b>DIVORCED/ SEPARATED/ ANNUED</b>	<b>3,781</b>	<b>796</b>
	<b>COMMON-LAW/ LIVE-IN</b>	<b>1,379</b>	<b>628</b>