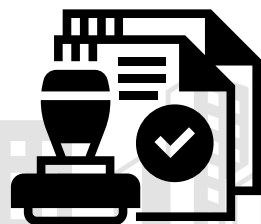


CAMANAVA

Reference No. 2025-IG-003

CONSTRUCTION STATISTICS FROM APPROVED BUILDING PERMITS

November 2024 PRELIMINARY RESULTS



Total number of
constructions

223



**PHP
824.01
MILLION**

Total value of
constructions

10.9% **increased**
compared to November 2023

38.3% **increased**
compared to November 2023

NUMBER OF CONSTRUCTIONS BY TYPE

Residential



146

Non-
residential



57

Alteration
and Repair



17

Addition



3

Street Furniture/
Landscaping/
Signboard



1

NUMBER, VALUE, PERCENTAGE DISTRIBUTION OF RESIDENTIAL BUILDING CONSTRUCTIONS BY TYPE



123

SINGLE

PhP 241.96 Million

84.2%



23

APARTMENT

PhP 56.55 Million

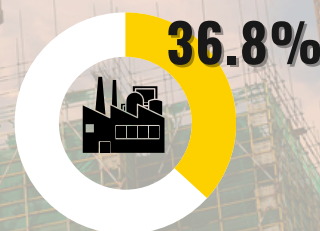
15.8%

Note: No constructions for duplex/quadruplex, residential condominium and other residential types

PERCENT DISTRIBUTION OF NON-RESIDENTIAL BUILDING CONSTRUCTIONS BY TYPE IN TERMS OF NUMBER



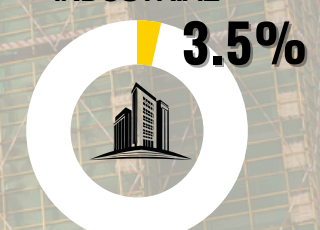
COMMERCIAL



INDUSTRIAL



INSTITUTIONAL



OTHER NON-RESIDENTIAL

Note: No constructions for agricultural type