

PRIVATE BUILDING CONSTRUCTION STATISTICS

Approved Building Permits

National
Capital
Region



2,586

City of
Makati



344


13.3%



Share

Construction Project by Type of Building

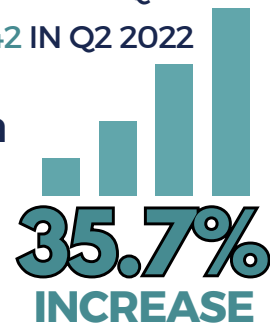
RESIDENTIAL



50 Single
7 Apartment/Accessorias

0.6B Aggregate
Value

57 IN Q2 2023
42 IN Q2 2022



35.7%
INCREASE

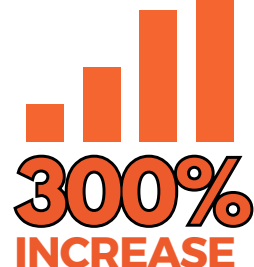
NON-RESIDENTIAL



1 Institutional
19 Commercial

3.7B Aggregate
Value

20 IN Q2 2023
5 IN Q2 2022



300%
INCREASE

ALTERATION AND REPAIR



48.3%

267 IN Q2 2023
180 IN Q2 2022



INCREASE

SOURCE: PRIVATE CONSTRUCTION STATISTICS, INDUSTRY STATISTICS DIVISION, PSA