



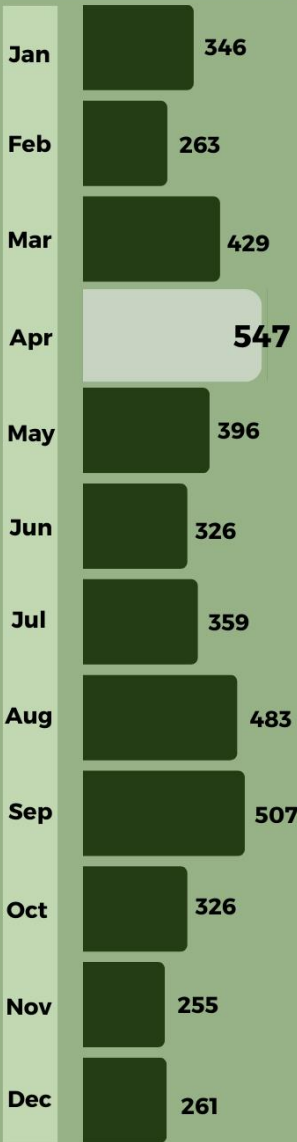
**REGISTERED DEATH IN THE CITY OF MARIKINA
YEAR 2021
2023-INF-038 (PSOII)**

4,498

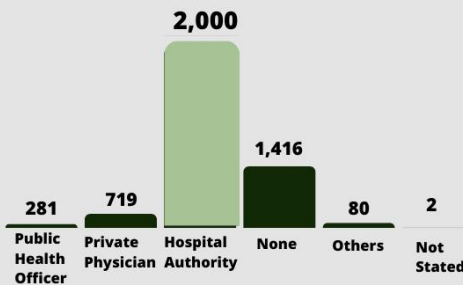
**Timely: 4,455
Late: 43**

There were 4,498 total registered deaths in the City of Marikina that is equivalent to 12 deaths per day in 2021.

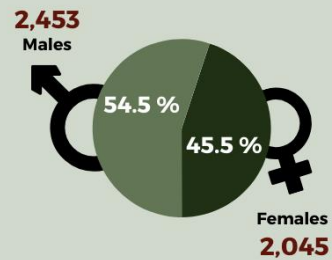
REGISTERED DEATHS BY MONTH



REGISTERED DEATHS BY ATTENDANT



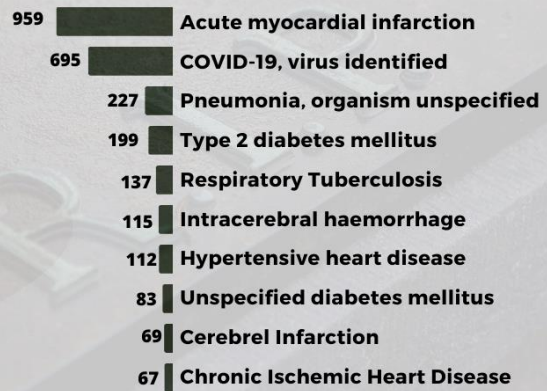
NUMBER AND PERCENT DISTRIBUTION BY SEX



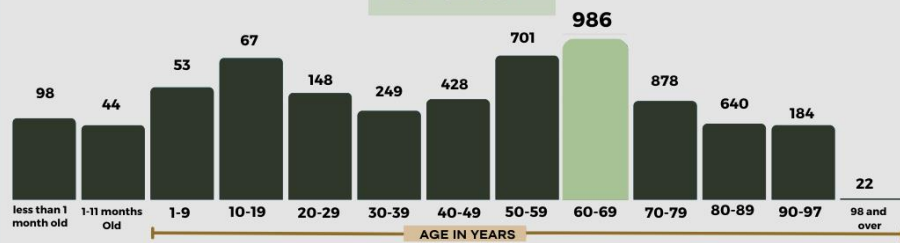
PLACE OF OCCURRENCE



TOP 10 CAUSES OF DEATH



AGE GROUP



SOURCE: PHILIPPINE STATISTICS AUTHORITY, CIVIL REGISTRATION SERVICE, VITAL STATISTICS DIVISION



REPUBLIC OF THE PHILIPPINES
PHILIPPINE STATISTICS AUTHORITY

NCR - PROVINCIAL STATISTICAL OFFICE II
QUEZON CITY AND CITY OF MARIKINA



8 flr EDSA GRAND RESIDENCES
75 Corregidor St. Corner EDSA
Brgy. Ramon Magsaysay, Quezon City



8713-4472
8716-0828



ncr2@psa.gov.ph



@PSANCRPOII



rssoncr.psa.gov.ph/ncr2

