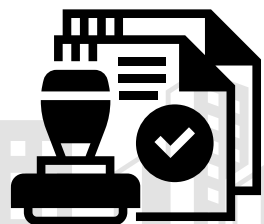


CAMANAVA

Reference No. 2025-IG-001

**CONSTRUCTION STATISTICS FROM
APPROVED BUILDING PERMITS**
SEPTEMBER 2024 PRELIMINARY RESULTS



Total number of
constructions

227



**PHP
653.93
MILLION**

Total value of
constructions

9.2% **decreased**
compared to September 2023

9.0% **increased**
compared to September 2023

NUMBER OF CONSTRUCTIONS BY TYPE

Residential

Non-
residential

Alteration
and Repair

Addition

Street Furniture/
Landscaping/
Signboard



154



53



17



3



1

**NUMBER, VALUE, PERCENTAGE DISTRIBUTION OF
RESIDENTIAL BUILDING CONSTRUCTIONS BY TYPE**



122

SINGLE

PhP 258.78 Million

79.2%



31

APARTMENT

PhP 66.30 Million

20.1%



1

OTHER
RESIDENTIAL

PhP 135 Thousand

0.6%


*Note: No constructions for duplex/quadruplex and residential
condominium types*

Details may not add up to their respective totals due to rounding.

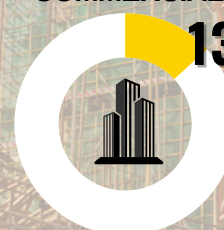
**PERCENT DISTRIBUTION OF NON-RESIDENTIAL
BUILDING CONSTRUCTIONS BY TYPE**



COMMERCIAL



INDUSTRIAL



INSTITUTIONAL



OTHER NON-RESIDENTIAL

Note: No constructions for agricultural type