



PROVINCIAL PRODUCT ACCOUNTS

2023 ECONOMIC PERFORMANCE OF THE CITY OF PARAÑAQUE

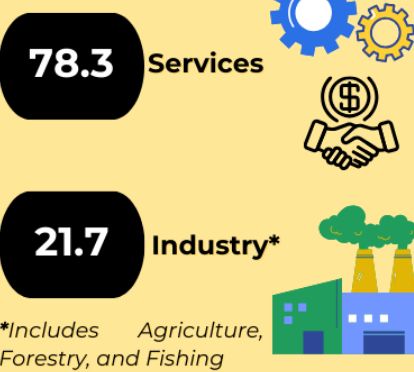


(At Constant 2018 Prices)

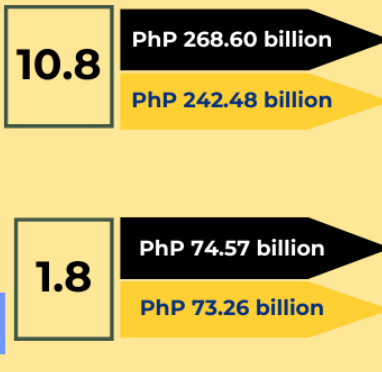
PERFORMANCE OF THE ECONOMY: CITY OF PARAÑAQUE



SHARE OF THE MAJOR INDUSTRIES TO THE ECONOMY OF THE CITY OF PARAÑAQUE, 2023 (IN PERCENT)

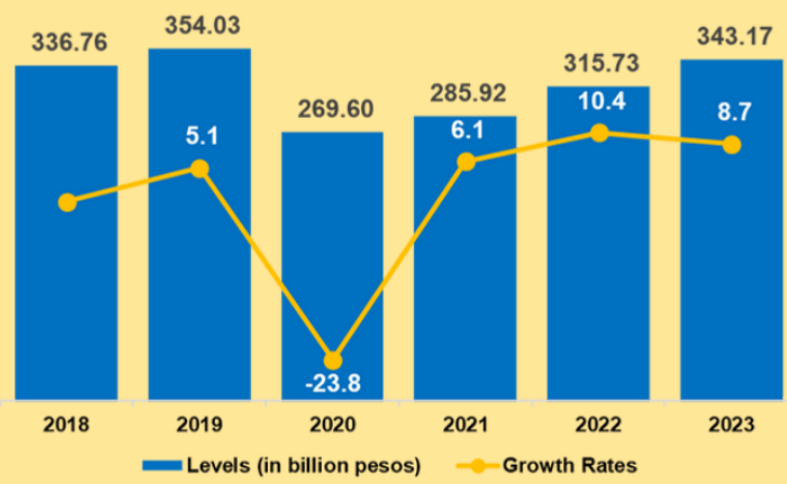


GROWTH RATES OF MAJOR INDUSTRIES: CITY OF PARAÑAQUE, 2022-2023 (IN PERCENT)



ECONOMIC PERFORMANCE OF THE CITY OF PARAÑAQUE

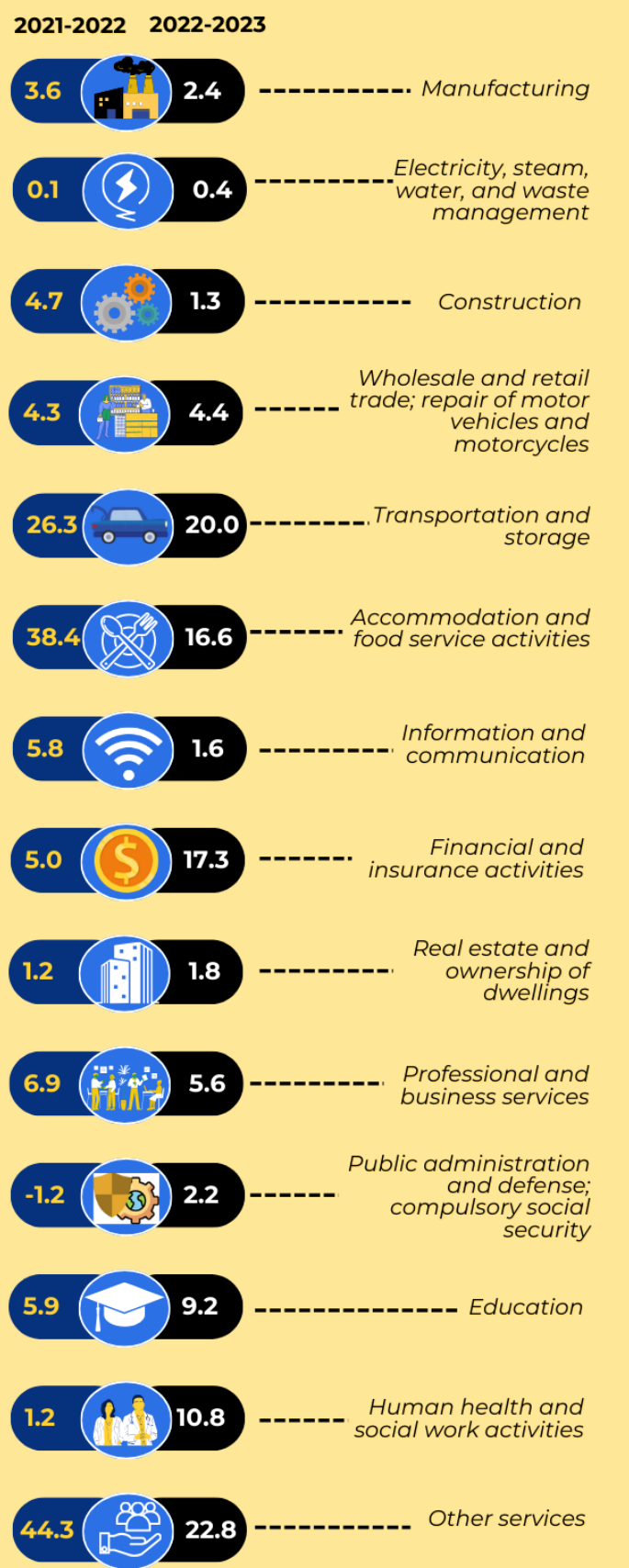
In Terms of Levels (in billion PhP) and Growth Rates (in Percent), 2018 to 2023 At Constant 2018 Prices



PER CAPITA GDP: CITY OF PARAÑAQUE, 2021-2023



GROWTH RATES BY INDUSTRY: CITY OF PARAÑAQUE, 2021-2022 (IN PERCENT)



Note: Agriculture, forestry and fishing, and Mining and quarrying are not included due to data suppression

