

INFOGRAPHICS ON DEATH: CALOOCAN CITY

This infographic provides a comprehensive overview of statistical data for death statistics in CALOOCAN, provisional data as of January 2025, covering the month of January to September 2024.

TOTAL REGISTERED DEATHS IN CAMANAVA

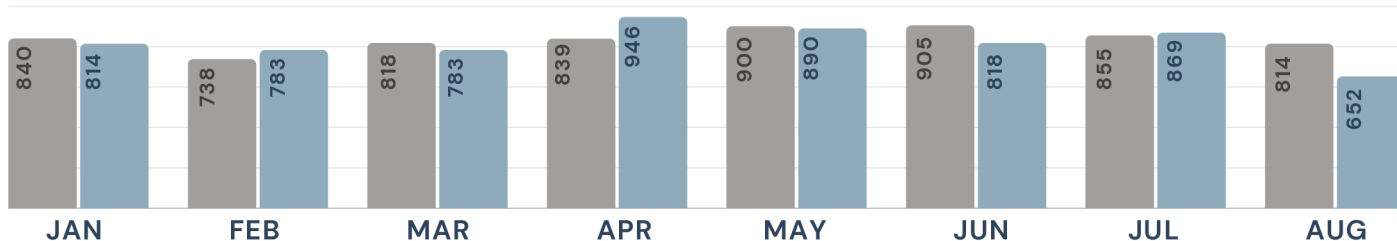
12,135

6,555

TOTAL REGISTERED DEATHS IN CALOOCAN CITY

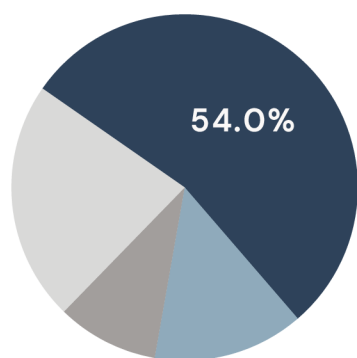
TOTAL REGISTERED DEATHS IN CALOOCAN CITY BY MONTH

2023 2024




PERCENTAGE SHARE

of CALOOCAN CITY in the total number of registered deaths in CAMANAVA



TOTAL NUMBER OF REGISTERED DEATH BY SEX



SEX RATIO

more male deaths are recorded than female deaths

126:100

Male deaths are **55.8%** of the total registered deaths while female deaths are **44.2%** resulting to this sex ratio at birth.

