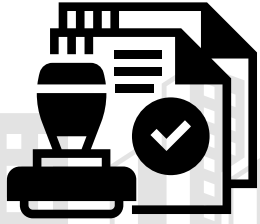


CAMANAVA

Reference No. 2025-IG-002

**CONSTRUCTION STATISTICS FROM
APPROVED BUILDING PERMITS**
OCTOBER 2024 PRELIMINARY RESULTS



Total number of
constructions

232



**PHP
812.35
MILLION**

Total value of
constructions

21.4% decreased
compared to October 2023

21.6% decreased
compared to October 2023

NUMBER OF CONSTRUCTIONS BY TYPE

Residential

174

Non-
residential

45

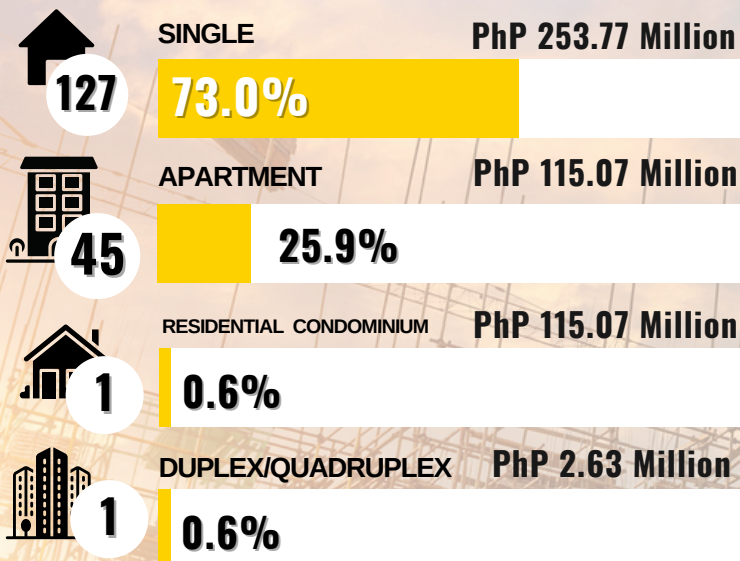
Alteration
and Repair

13

Street Furniture/
Landscaping/
Signboard

5

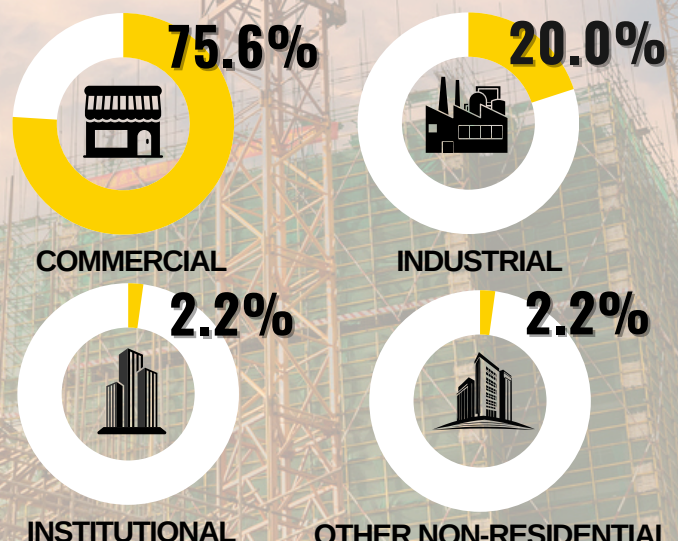
**NUMBER, VALUE, PERCENTAGE DISTRIBUTION OF
RESIDENTIAL BUILDING CONSTRUCTIONS BY TYPE**



Note: No constructions for other residential types

Details may not add up to their respective totals due to rounding.

**PERCENT DISTRIBUTION OF NON-RESIDENTIAL BUILDING
CONSTRUCTIONS BY TYPE IN TERMS OF NUMBER**



Note: No constructions for agricultural type