

PPA Results as of November 2024

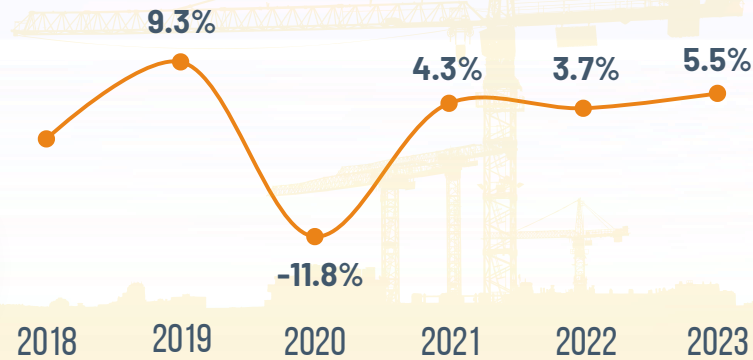
### Gross Domestic Product

grew by

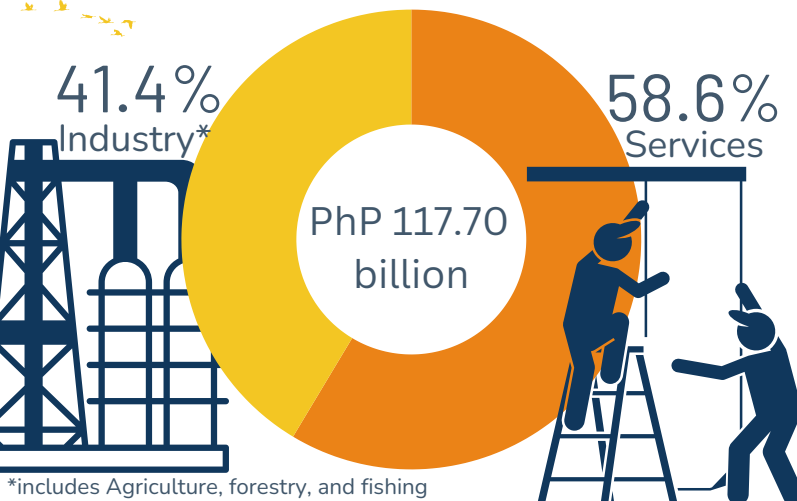
# 5.5%

from 3.7% in 2022

### Growth Rates



### Share of Major Industries




## PHP 117.70 BILLION

which is equivalent to 1.8% share to National Capital Region's Economy.



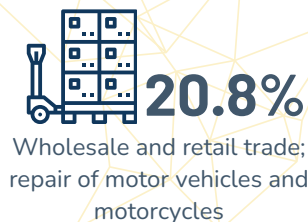
Since 2018, Manufacturing is the leading industry in City of Marikina in terms of share to GDP.





### TOP 3 INDUSTRIES WITH BIGGEST CONTRIBUTION TO GROWTH



### TOP 3 INDUSTRIES WITH BIGGEST SHARE TO GDP



### TOP 3 FASTEST GROWING INDUSTRIES



Per Capita GDP of City of Marikina was estimated at

## PhP 241,747

from PhP 230,642 in 2022



Graphics: Canva  
Source: Philippines Statistics Authority