

OF THE CITY OF NAVOTAS

At Constant 2018 Prices

Gross Domestic Product

The monetary value of all final goods and services produced within the economy in a given period of time.

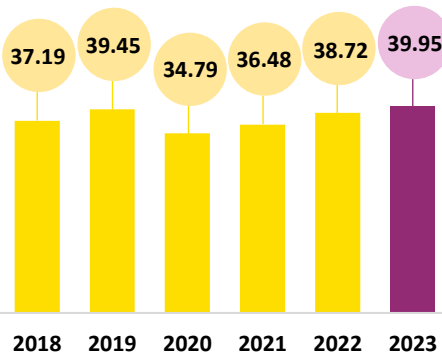
GDP by Year (in Billion Pesos)

GDP: PhP39.95B

3.2% 2022-2023
Growth Rate

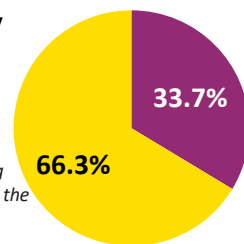
6.1% 2021-2022
Growth Rate

4.9% 2020-2021
Growth Rate



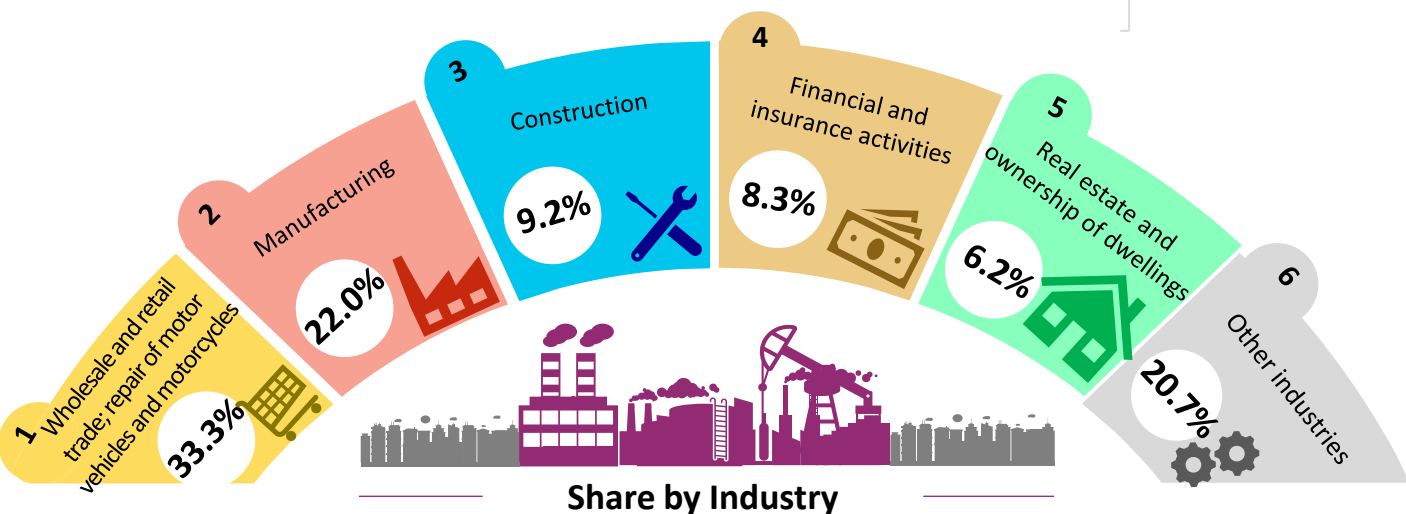
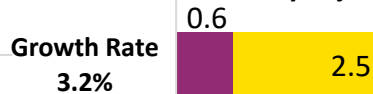
Share by Major Industries

Industry
Services



Note: Agriculture, forestry, and fishing was not included in the graph due to data suppression


Contribution to Growth by Major Industry



Top 3 Industries in terms of Growth



Share to the Region's GDP



Top 3 Industries in terms of Contribution to Growth (In Percentage Point)

