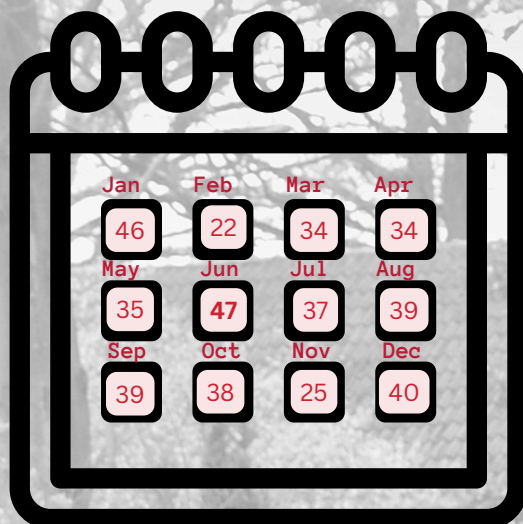


# VITAL STATISTICS

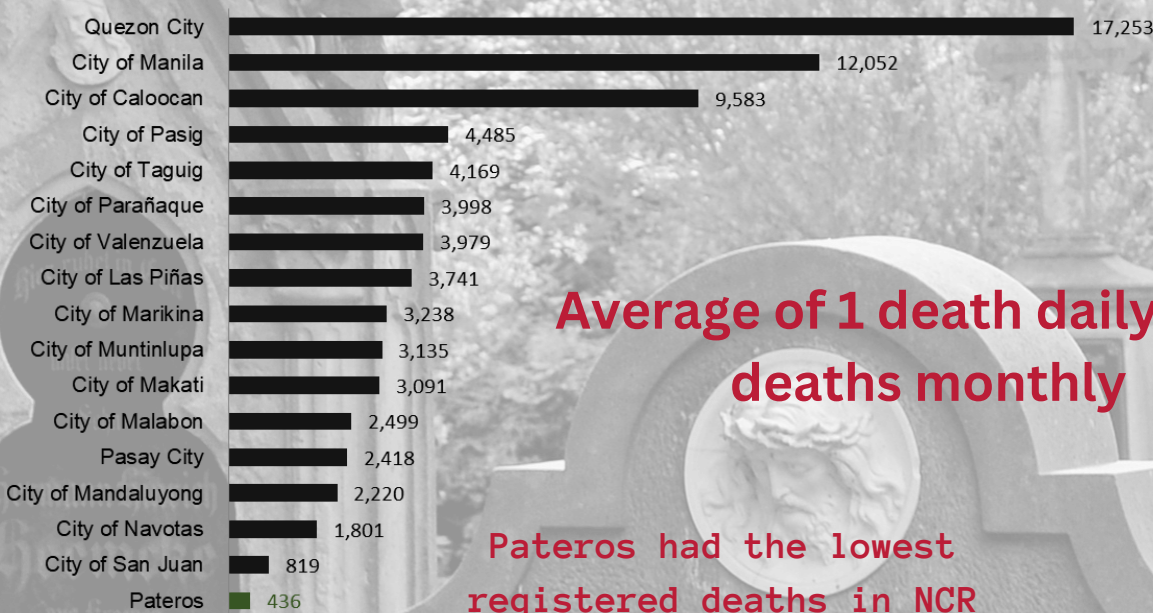
## REGISTERED DEATHS, MUNICIPALITY OF PATEROS: 2022



**June**  
recorded the  
**highest**  
number of  
**deaths**



City/Municipality



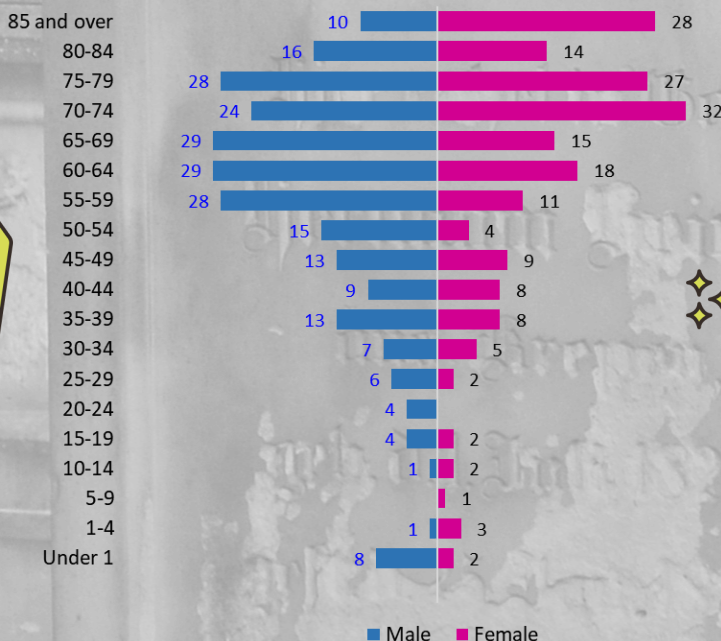
**Average of 1 death daily or 36 deaths monthly**

**Pateros had the lowest registered deaths in NCR**

Number of Deaths (by Usual Residence of Deceased)

### More deaths on Males than Females

**245**



**Age 70-74 recorded the highest number of deaths among age groups**



**191**

Male Female

**In 2022, maternal death recorded 1 out of 436 total deaths in the Municipality of Pateros, while infant deaths reached 10 counts or 2.29% share.**



Sources: <https://psa.gov.ph/statistics/vital-statistics/node/1684062362>

Philippine Statistics Authority (Data on deaths are those registered at the Office of the City/Municipal Civil Registrars throughout the country and submitted to the Office of the Civil Registrar General using Certificate of Death-Municipal Form No. 103)

Notes:

- Figures are results of actual registration without any adjustment for under registration.
- Figures presented herein are Registered Deaths by Usual Residence of the Deceased.
- Count on Deaths include individuals who died in the Philippines whose usual residence is in a foreign country.



ncr3@psa.gov.ph



rsso.psa.gov.ph/NCRIII



@psancrpo3



8899-8912;8895-5889; 8895-5538



7464 Bagtikan St., San Antonio, Makati City



/PSANCRPO3