

PRIVATE BUILDING CONSTRUCTION STATISTICS





**2ND
QUARTER
2022**

CITY OF SAN JUAN

Approved Building Permits

The total number of approved building permits **retain** from **none** in Q2 of 2021 to **15** in Q2 of 2022.

CONSTRUCTION

TYPE	NUMBER	VALUE in ('000)	FLOOR AREA in (sq. m.)
 <u>Residential</u>	7	95,073	5,472
 <u>Non-Residential</u>	3	100,799	2,417
 <u>Additions</u>	-	-	-
 <u>Alterations/Repair</u>	5	-	4,827


The **Residential Type** has total of **seven (7)** approved buildings: **four (4)** for Single-type, **two (2)** for Apartment type, and **one (1)** for Condominium type.

The **Non-Residential type** has **three (3)** approved buildings: **one (1)** for commercial, **two (2)** for institutional, and **no permits** were listed for industrial and other Non-Residential type.

No additions have been recorded this year, and the combined number of **alterations and repairs** of existing structures, **increased** from **none** in the Q2 of 2021 to **five (5)** in the same quarter of 2022.

Figures are based on the preliminary results of the tabulated data from collected building permits.

Source: Building Constructions Statistics, PSA

Approved By: 
Date Approved: 04 November 2024
Reference No. 2024-INFOG-39-023